

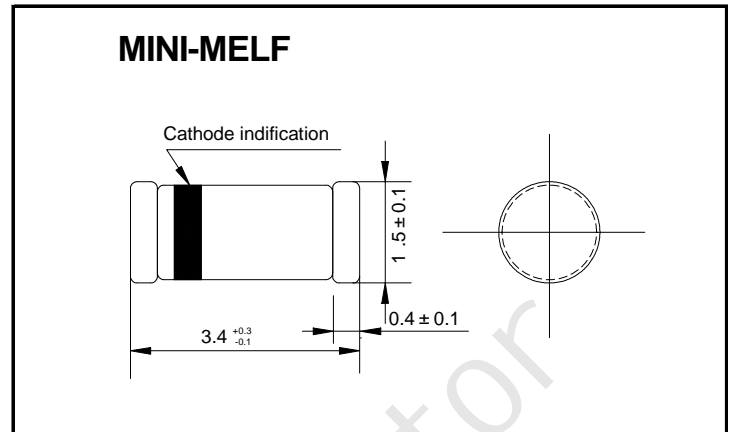
REVERSE VOLTAGE: 75V  
 CURRENT: 0.15A

**FEATURES**

- Silicon epitaxial diode
- High speed switching diode
- 500mW power dissipation

**MECHANICAL DATA**

- Case: MINI-MELF glass case
- Polarity: Color band denotes cathode
- Weight: Approx 0.031 grams


**MAXIMUM RATINGS AND ELECTRICAL CHARACTERISTICS**

Ratings at 25°C ambient temperature unless otherwise specified

**MAXIMUM RATINGS**

		LL4148	UNITS
Reverse voltage	$V_R$	75.0	V
Peak reverse voltage	$V_{RM}$	100.0	V
Average forward rectified current Half wave rectification with resistive load at $t_{amb}=25^\circ\text{C}$ and $f \geq 50\text{Hz}$	$I_o$	150.0	mA
Forward surge current at $t < 1\text{s}$ and $T_J=25^\circ\text{C}$	$I_{FSM}$	500.00	mA
Power dissipation at $t_{amb}=25^\circ\text{C}$	$P_{tot}$	500.0 <sup>1)</sup>	mW
Junction temperature	$T_J$	175.0	°C
Storage temperature range	$T_{STG}$	-55 --- +175	°C

1) Valid provided that electrodes are kept at ambient temperature.

**ELECTRICAL CHARACTERISTICS**

		MIN	TYP	MAX	UNITS
Forward voltage @ $I_F=10\text{mA}$	$V_F$	-	-	1.0	V
Leakage current at $V_R=20\text{V}$ at $V_R=75\text{V}$ at $V_R=20\text{V}$ $T_J=150^\circ\text{C}$	$I_R$	-	-	25.0	nA
	$I_R$	-	-	5.0	μA
	$I_R$	-	-	50.0	μA
Capacitance at $V_F=V_R=0\text{V}$	$C_{tot}$	-	-	4.0	pF
Voltage rise when switching on tested with 50mA pulses $t_p=0,1 \mu\text{s}$ , rise time $< 30\text{ns}$ , $f_p=5$ to 100KHz	$V_{fr}$	-	-	2.5	V
Reverse recovery time from $I_F=10\text{mA}$ $V_R=6\text{V}$ , $R_L=100 \Omega$ , at $I_R=1\text{mA}$	$t_{rr}$	-	-	4.0	ns
Thermal resistance junction to ambient	$R_{\theta JA}$			350.0 <sup>1)</sup>	K/W
Rectification efficiency at 100MHz, $V_{RF}=2\text{V}$	$\eta_V$	0.45	-	-	-

1) Valid provided that electrodes are kept at ambient temperature

FIG.1 – ADMISSIBLE POWER DISSIPATION VERSUS AMBIENT TEMPERATURE

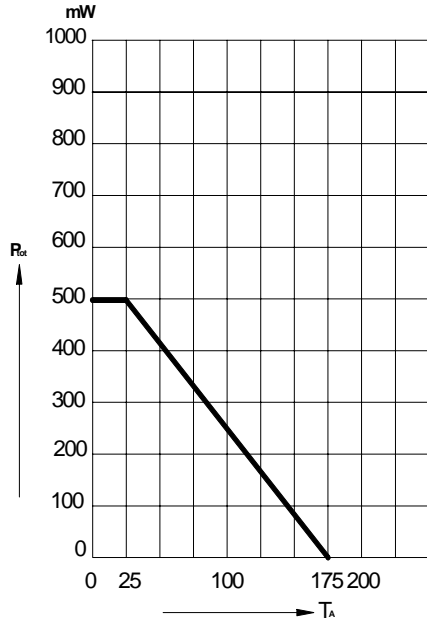


FIG.2- FORWARD CHARACTERISTICS

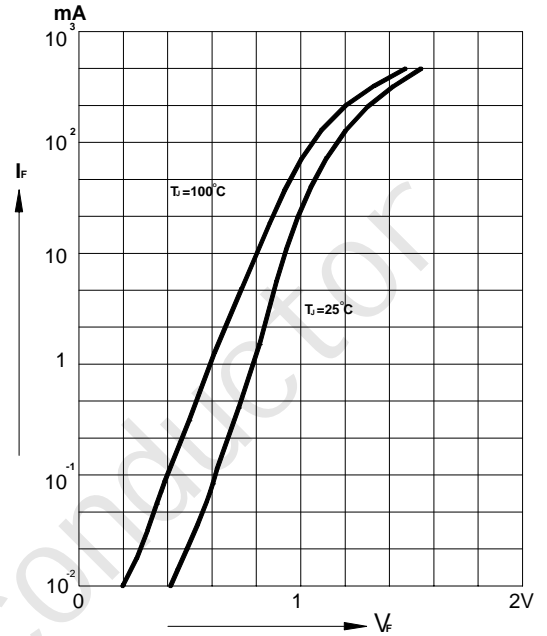


FIG.3-ADMISSIBLE REPETITIVE PEAK FORWARD CURRENT VERSUS PULSE DURATION

