

REVERSE VOLTAGE - 50 to 1000 Volts
FORWARD CURRENT - 4.0 Amperes

GLASS PASSIVATED BRIDGE RECTIFIERS

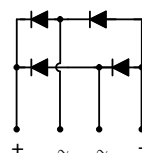

FEATURES

- Rating to 1000V PRV
- Ideal for printed circuit board
- Reliable low cost construction utilizing molded plastic technique
- The plastic material has UL flammability classification 94V#0

MECHANICAL DATA

- Polarity : As marked on body
- Weight : 0.05 ounces, 1.52 grams
- Mounting position : Any

GBP



MAXIMUM RATINGS AND ELECTRICAL CHARACTERISTICS

Ratings at 25°C ambient temperature unless otherwise specified.

CHARACTERISTICS	SYMBOL	GBP 4005	GBP 401	GBP 402	GBP 404	GBP 406	GBP 408	GBP 410	UNIT
Maximum Repetitive Peak Reverse Voltage	V_{RRM}	50	100	200	400	600	800	1000	V
Maximum RMS Voltage	V_{RMS}	35	70	140	280	420	560	700	V
Maximum DC Blocking Voltage	V_{DC}	50	100	200	400	600	800	1000	V
Maximum Average Forward Rectified Current @ $T_C=105^\circ C$	$I_{(AV)}$			4.0					A
				2.0					
Peak Forward Surge Current 8.3ms single half sine-wave @ $T_j = 25^\circ C$	I_{FSM}			75					A
Peak Forward Surge Current 1.0ms single half sine-wave @ $T_j = 25^\circ C$	I_{FSM}			150					A
Maximum Forward Voltage at 4.0A DC	V_F			1.1					V
Maximum DC Reverse Current at rated Blocking Voltage @ $T_j=25^\circ C$ @ $T_j=125^\circ C$	I_R			5.0 500					μA
I^2t Rating for fusing ($3ms \leq t \leq 8.3ms$)	I^2t			26.5					A^2S
Typical Junction Capacitance per element (Note 1)	C_J			50					pF
Typical thermal resistance (Unit mounted on 75mmx75mmx1.6mm Copper plate heatsink.)	$R_{\theta JC}$ $R_{\theta JL}$ $R_{\theta JA}$			10 12 30					$^\circ C/W$
Typical thermal resistance (without heatsink)	$R_{\theta JC}$ $R_{\theta JL}$ $R_{\theta JA}$			12 18 40					$^\circ C/W$
Operation and Storage Temperature Range	T_J, T_{STG}			-55 to 150					$^\circ C$

Note : (1) Measured at 1.0MHz and applied reverse voltage of 4.0V DC.

FIG.1- FORWARD CURRENT DERATING CURVE

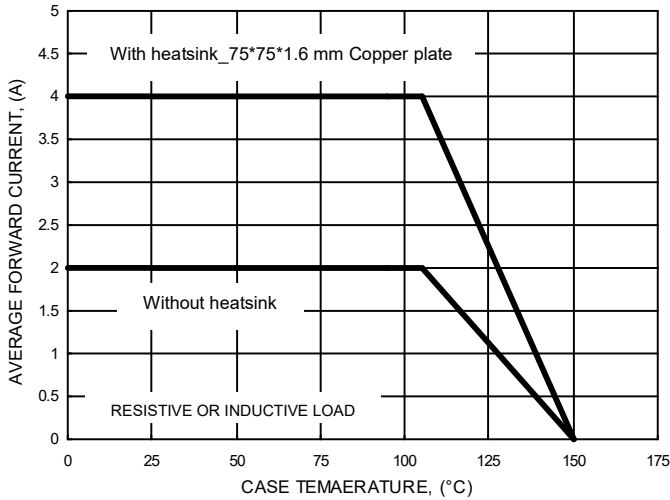


FIG.2- MAXIMUM NON-REPETITIVE SURGE CURRENT

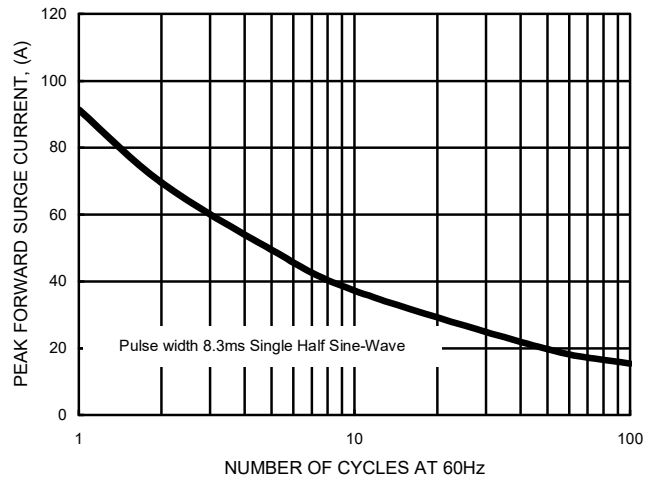


FIG.3- TYPICAL JUNCTION CAPACITANCE

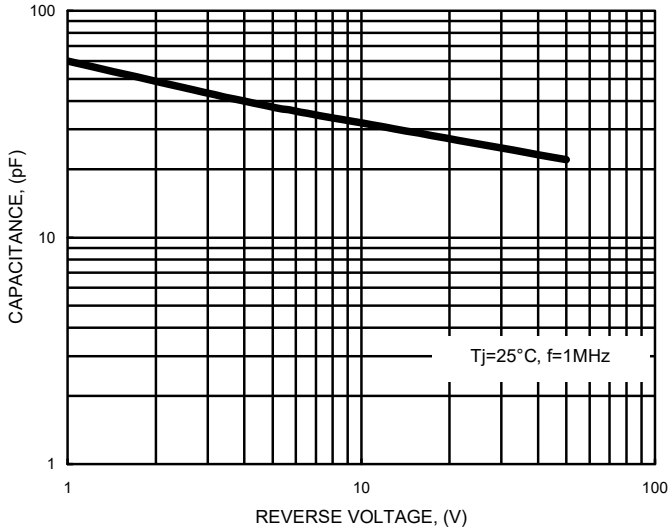


FIG.4- TYPICAL FORWARD CHARACTERISTICS

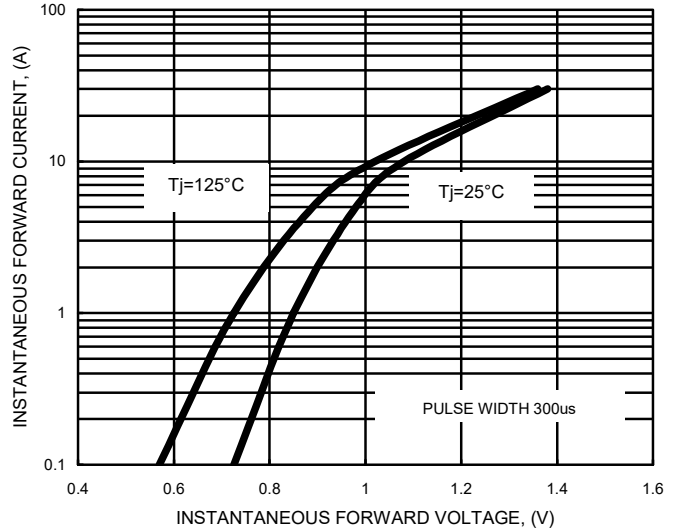
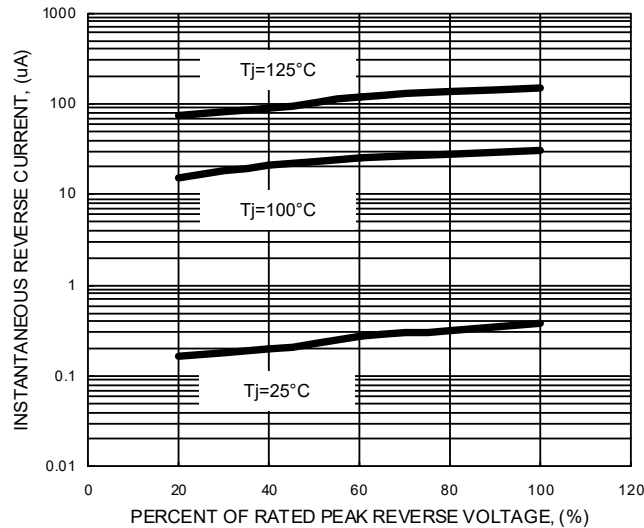
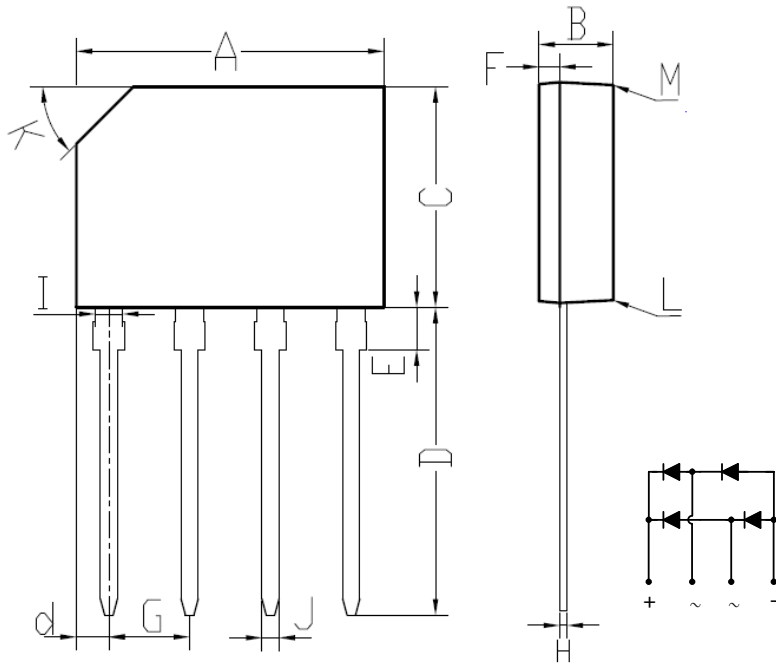


FIG.5- TYPICAL REVERSE CHARACTERISTICS



GBP Package Outline Dimensions



GBP		
DIM.	MIN.	MAX.
A	14.25	14.75
B	3.35	3.65
C	10.20	10.60
D	14.25	14.73
d	1.40	1.70
E	1.80	2.20
F	0.80	1.10
G	3.56	4.06
H	0.35	0.55
I	1.22	1.42
J	0.76	0.86
K	2.7 x 45° (Typ)	
L	#	3°
M	#	2°
All Dimensions in millimeter		