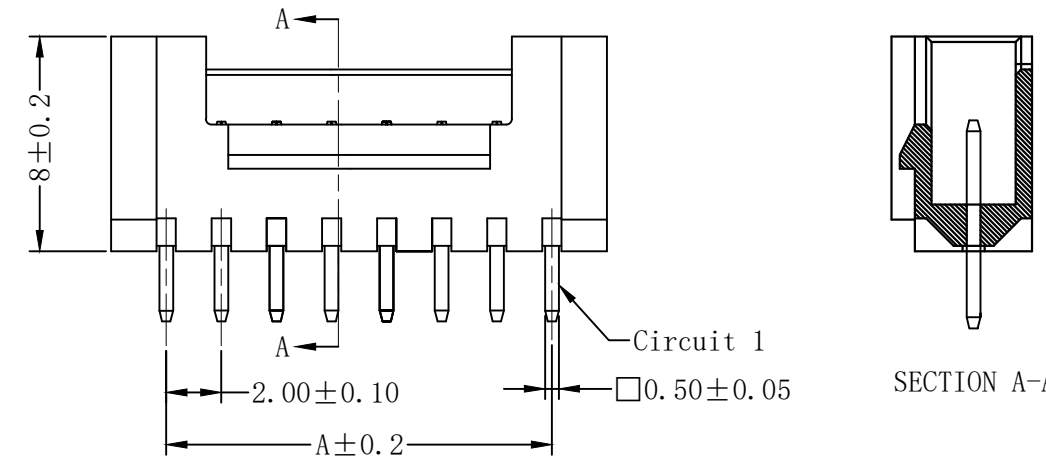
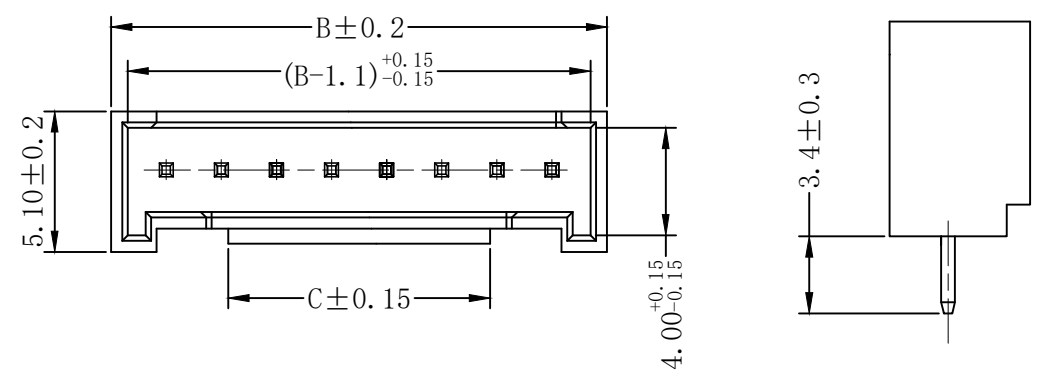
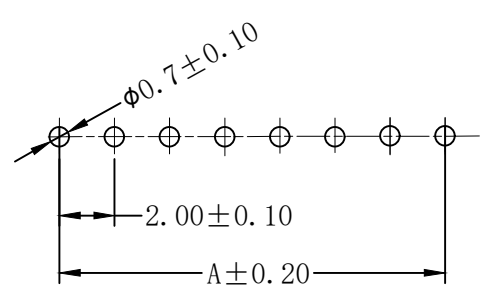


REV.	DESCRIPTION	DATE
A/0	新版发行	

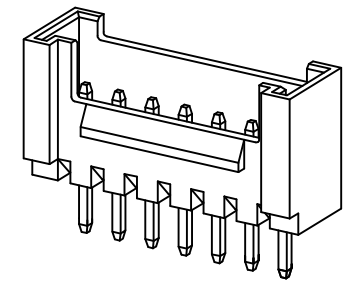
- 技术要求:
- 1、塑件材料: CM3004 (UL-94V-0)
 - 2、接触件: 黄铜镀锡
 - 3、接触电阻: $\leq 10m\Omega$
 - 4、绝缘电阻: $\geq 1000M\Omega$
 - 5、额定电压: 250V AC DC
 - 6、额定电流: 2.0A AC DC
 - 7、耐压: 能承受1000V AC/Minute
 - 8、工作温度: $-25^{\circ} \sim +85^{\circ}$
 - 9、可焊性试验: 浸锡面积 $\geq 95\%$ 温度 220^{+5}_{0} , 时间 2.5 ± 0.5 秒
 - 10、铅和镉等六大有害物质含量要符合环保要求



Circuits	Dimensions (mm)		
	A	B	C
02	2.00	6.10	2.50
03	4.00	8.00	2.50
04	6.00	10.00	3.50
05	8.00	12.00	5.50
06	10.00	14.00	7.50
07	12.00	16.00	9.50
08	14.00	18.00	11.50
09	16.00	20.00	13.50
10	18.00	22.00	15.50
11	20.00	24.00	15.50
12	22.00	26.00	15.50
13	24.00	28.00	15.50
14	26.00	30.00	15.50
15	28.00	32.00	15.50



SUGGESTED PCB LAYOUT
(COMPONENT SIDE)



序号	名称	材料	数量	附注
2	端子 Contact	黄铜	n x 1	电镀层: 至少表面镀层30u"MIN, 厚度 80u"MIN.
1	基板 Wafer	LCP (UL94V-0)	1	绝缘

GENERAL TOLERANCES				DRAWN BY 绘图者			
0.X	±0.25	X.*	±3°	CHK. BY	审核者		
0.XX	±0.12			APRV. BY	批准人	10F1	PART NO. ZX-HY2.0-8PZZ
0.XXX	±0.05	X.X*	±0.5°	DRAWING NO.		TITLE	
UNIT	SIZE	SCALE					
MM	A4	1:1					

借用登记
旧底图总号
底图总号
签字
日期