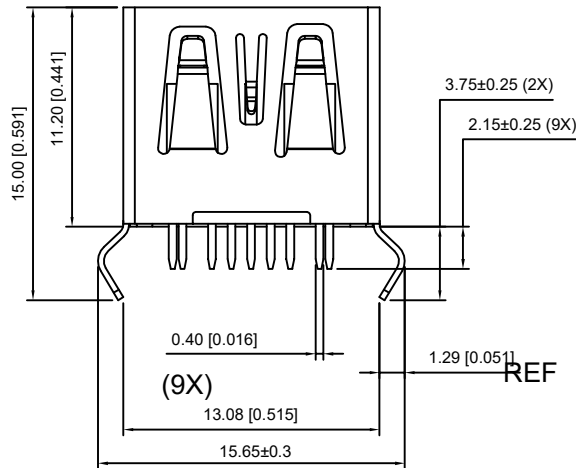
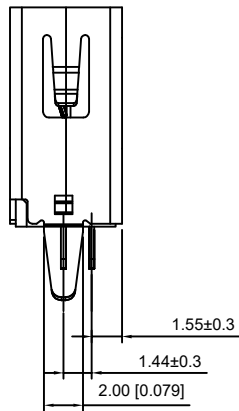


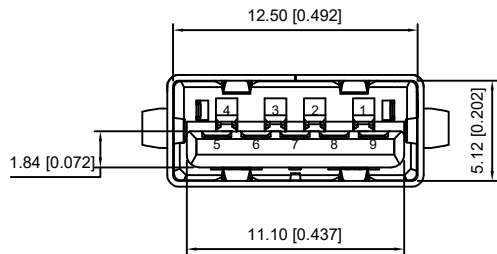
Recommended PCB Layout
PCB Thickness=1.8±0.1mm

NOTE:

- 1.MATERIAL:
 - 1.1 INSULATOR:HIGH TEMPERATURE PLASTIC
 - 1.2 CONTACT:BRONZE
 - 1.3 SHELL:BRASS
- 2.ELECTRICAL CHARACTERISTICS;
 - 2.1 CONTACTRESISTANCE:30mΩ MAX
 - 2.2 CONTACT CURRENT RATING:1.5A
 - 2.3 DIELECTRIC WITHSTANDING VOLTAGE:100 V R.M.S.
 - 2.4 INSULATION RESISTANCE 100 MΩ MIN
 - 2.5 OPERATING TEMPERATURE:-40°C ~ 85°C
- 3 MECHANICAL CHARACTERISTICS:
 - 3.1 MATING FORCE:3.57kgf MAX
 - 3.2 UNMATING FORCE:1.02kgf MIN
 - 3.3 DURABILITY:MANDATORY:1,500 CYCLES
- 4.PLATING
 - 4.1 TERMINAL:
 - 50u" MIN NICKEL ALL OVER
 - 120u"MIN Tin ON SOLDER AREA
 - (1~30)u"Au ON CONTACT AREA
 - 4.2 SHELL:50u"MIN.NICEL ALL OVER



Pin NUMBER	SIGNAL NAME
1	VBUS
2	D-
3	D+
4	GND
5	StdA_SSRX-
6	StdA_SSRX+
7	GND_DRAIN
8	StdA_SSTX-
9	StdA_SSTX+
Shell	Shield



U233-09XN-3BLPC112-F-5-2

1:AU 1U"
5:AU 15U"
6:AU 30U"

L:S:Scrolls
F:Flat

MARK	DESCRIPTION	DATE	REVISED	APPROVED	UNSPECIFIED TOLERANCES
ΔX					ANGLAR ±5°
ΔX					L ≤ 4 ±0.2
ΔX					4 < L ≤ 16 ±0.3
ΔX					16 < L ≤ 63 ±0.4
MARK					L > 63 ±0.5



DSND		SCALE: N/A
DWN		VIEW:
CHKD		UNIT: mm/in
APPD		SIZE: A4

MODEL TYPE: USB 3.0		
PART NO.:		
DWG NO.: U233-09XN-3BLPC112-X-5-2		
WEIGHT	SHEET	REVISION
	1/1	A0

XKB INDUSTRIAL PRECISION CO., LIMITED