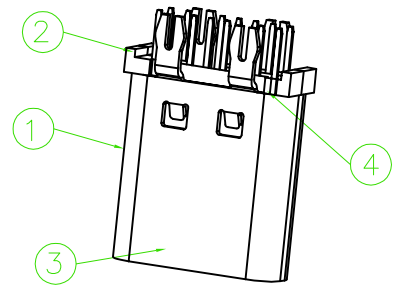
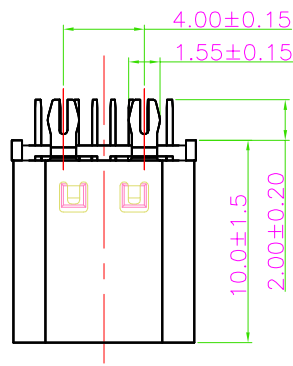
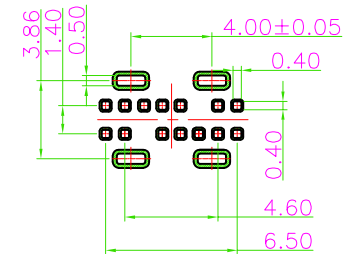
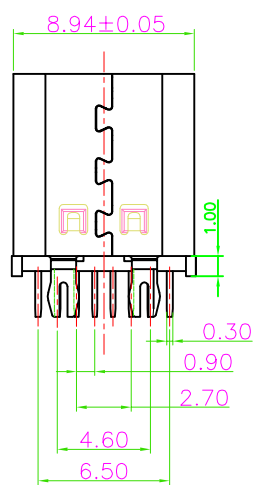
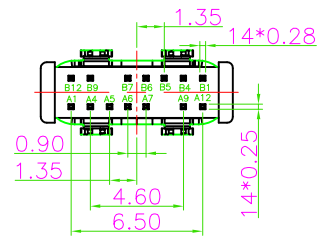
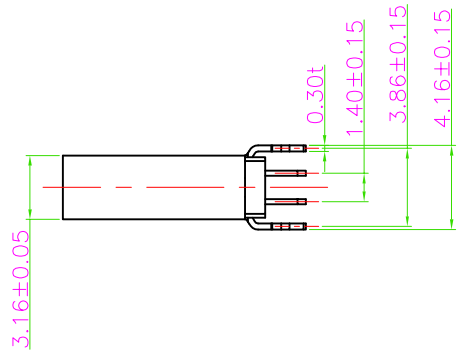
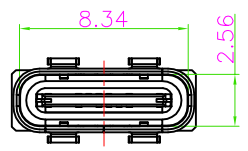


MAPX	MODIFICATION	DATE



NOTES:

- MATERIAL:** SEE "TABLE 1";
- FINISH:** SEE "TABLE 1";
- ELECTRICAL :**
 - 3-1.CURRENT: 5A FOR VBUS;
1.25A FOR Vconn PIN,
0.25A FOR OTHER.
 - 3-2.INSULATION RESISTANCE :
100 MEGAOHMS MIN..
 - 3-3.DIELECTRIC WITHSTANDING VOLTAGE :
100VAC MIN.
 - 3-4.LOW LEVEL CONTACT RESISTANCE :
INITIAL 40mΩ MAX.
AFTER 50mΩ MAX.
- MECHANICAL CHARACTERISTICS :**
 - 4-1. MATING FORCE: 5~20N.;
 - 4-2. UNMATING FORCE: 8~20N(INITIAL),
6~20N(AFTER 10000 CYCLES);
 - 4-3.DURABILITY : 10,000 MATING CYCLES.
 - 4-4.OPERATING TEMPERATURE : -40°C TO +80°C



RECOMMENDED P.C.B. LAYOUT
TOLERANCE UNSPECIFIED ±0.05mm



A1	GND	B12	GND
A4	VBUS	B9	VBUS
A5	CC1		
A6	DP1	B7	DN2
A7	DN1	B6	DP2
		B5	CC2
A9	VBUS	B4	VBUS
A12	GND	B1	GND
PIN	SIGNAL NAME	PIN	SIGNAL NAME

产品图 PRODUCT CHART DWG		深圳市精拓金电子有限公司 Shenzhen Jing Tuo Jin Electronics Co., Ltd.					
公差一览表 TOLERANCE UNLESS OTHERWISE		单位	制图	Gavin	制图料号	918-418K2022Y40026	
X.	±0.30	MM	DRAWING		PRODUCT PART NO.		
.X	±0.25	比例	审核	郭志富	产品名称	TYPE-C3.1母座立式10.0四鱼叉	
.XX	±0.15	SCALE	CHKD		PRODUCT NO.	脚不锈钢外壳LCP黑胶14PIN四卡点	
.XXX	±0.10	日期	核准	黄国荣	角法	版本	
		DATE	APPD		VIEW	VER	
		2019.11.23				AO	