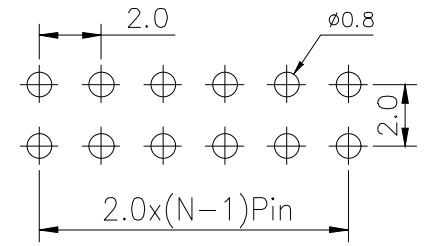
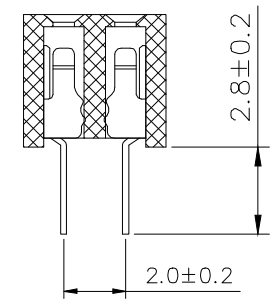
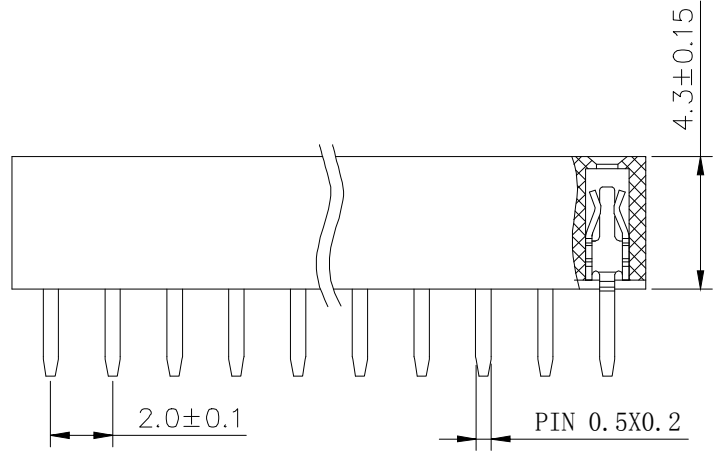


Recommended P.C.B Layout(Top Side)  
(PCB BOARD TOLERANCE±0.05)



SPECIFICATIONS  
 Rated Current:1.5AMP  
 Contact Resistance:20mΩ Max  
 Withstand Voltage:500V AC/DC  
 Insulation Resistance:1000MΩ Min  
 Operation Temperature:-40°c to +105°c

Contact Material:Brass  
 Contact Plating:Au or Sn Over Ni  
 Insulator Material:Polyester(UL94V-0)  
 Standard: PA6T  
 Max.Processing Temp: 230°C for 30-60 seconds  
 (260°C for 10 seconds)



**Ordering Information**

PM 200 - \* - N - Z - \* - \*\*

No.of Rows 1=Single Row 2=Duof Row	No.of Pins 2-40Pin	Type Z-直针 H-弯针 S-弯针 R-弯针	Length (Plastic)	Contact Plating G0:Gold Flash G1:1u" Gold G2:3u" Gold G3:5u" Gold G4:10u" Gold G5:15u" Gold G6:30u" Gold S0:Gold Flash/Tin S1:tin
--	-----------------------	--------------------------------------	---------------------	--

			GENEAL TOLERANCE		制图 DRAWING		<b>深圳市华灿天禄电子有限公司</b> ShenzhenhuacantianluELECTRONICS CO., LTD			
			DIM	TOL	审核 CHECK					
			X. X	±0.30	批准 APPROVAL		产品名称 TITLE	2.00双排 排母 直针	版本 REV.	A
			X. XX	±0.20	比例 SCALE		产品料号 PART NO.	PM200-2-N-Z-4.3-XX	单位 UNITS	mm
			X. XXX	±0.10	投影 Projection		材料 MATERIAL		页次 SHEET	1/1
序号 No.	变更内容 MODIFY CONTENT	日期 MODIFY DATE	Angle	±3.0°						