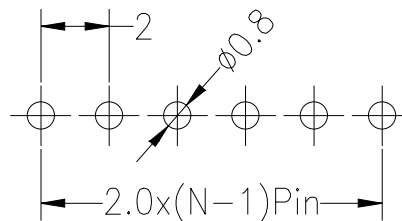
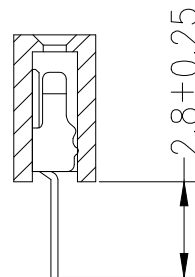
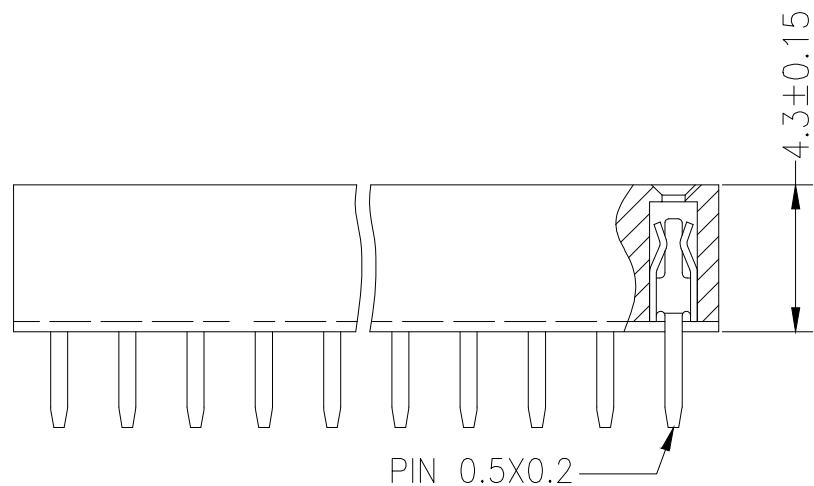


Recommended P.C.B Layout(Top Side)
(PCB BOARD TOLERANCE±0.05)



SPECIFICATIONS
Rated Current:1.5AMP
Contact Resistance:20mΩ Max
Withstand Voltage:500V AC/DC
Insulation Resistance:1000MΩ Min
Operation Temperature:-40°c to +105°c

Contact Material:Brass
Contact Plating:Au or Sn Over Ni
Insulator Material:Polyester(UL94V-0)
Standard: PA6T
Max.Processing Temp: 230°C for 30-60 seconds
(260°C for 10 seconds)



Ordering Information

PM 200 - * - N - Z - * - **

No.of Rows 1=Single Row 2=Dual Row	No.of Pins 2-40Pin	Type Z=直针 N=弯针 S=立脚 R=带脚	Length (Plastic) (塑高)	Contact Plating G0:Gold Flash G1:1u" Gold G2:3u" Gold G3:5u" Gold G4:10u" Gold G5:15u" Gold G6:30u" Gold S0:Gold Flash/Tin S1:Tin
--	-----------------------	--------------------------------------	-----------------------------	--

			GENERAL TOLERANCE		制图 DRAWING		深圳市华灿天禄电子有限公司 ShenzhenhuacantianluELECTRONICS CO.,LTD			
			DIM	TOL	审核 CHECK					
			X.X	±0.30	批准 APPROVAL		产品名称 TITLE	2.00单排 排母 直针	版本 REV.	A
1			初版发行		比例 SCALE		产品料号 PART NO.	PM200-1-N-Z-4.3-XX	单位 UNITS	mm
序号 No.	变更内容 MODIFY CONTENT	日期 MODIFY DATE	Angle ± 3.0°		投影 Projection		材料 MATERIAL		页次 SHEET	1/1