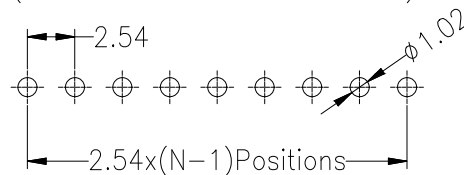


Recommended P.C.B Layout(Top Side)
(PCB BOARD TOLERANCE±0.05)

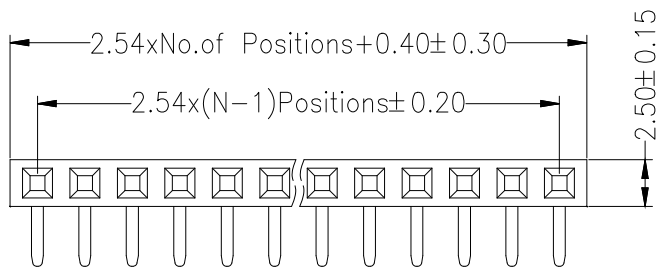


SPECIFICATIONS

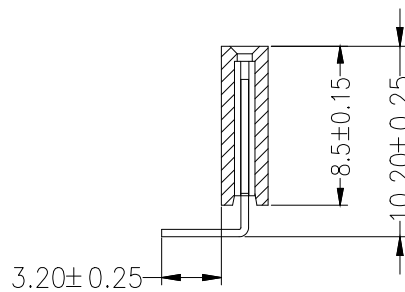
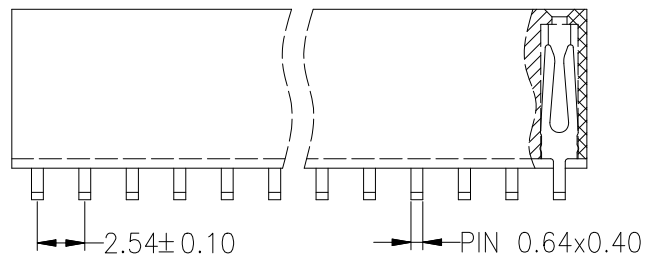
Rated Current:3.0AMP
Contact Resistance:20mΩ Max
Withstand Voltage:1000V AC/DC
Insulation Resistance:1000MΩ Min
Operation Temperature:-40°c to +105°c

Contact Material:Copper Alloy
Contact Plating:Au or Sn Over Ni
Insulator Material:Polyester(UL94V-0)
Standard: PA6T
Max.Processing Temp: 260°C±5°C 5S

Pitch	塑高 (mm)
2.54mm	3.4
	3.5
	5.0
	5.7
	5.9
	6.8
	7.1
	8.0
	8.5
	11.0
13.5	



1P 2P *****



Ordering Information

PM 254 - * - N - * - * - **

No.of Rows
1=Single Row
2=Dual Row

No.of Pins
2-40Pin

Type
2-直排
8-弯排
S-立脚
称-说明

Length
(mm)

Contact Plating
G0:Gold Flash
G1:1u" Gold
G2:2.5u" Gold
G3:5u" Gold
G4:10u" Gold
G5:15u" Gold
G6:30u" Gold
S0:Gold Flash/Tin
S1:Tin

			GENERAL TOLERANCE		制图 DRAWING		深圳市华灿天禄电子有限公司 ShenzhenhuacantianluELECTRONICS CO., LTD			
			DIM	TOL	审核 CHECK		产品名称 TITLE	2.54 单排 排母 弯针 塑高8.5	版本 REV.	A
			X.X	±0.30	批准 APPROVAL		产品料号 PART NO.	PM254-1-N-W-8.5-XX(L10.2)	单位 UNITS	mm
1	初版发行		X.XX	±0.20	比例 SCALE		材料		页次 SHEET	1/1
序号 No.	变更内容 MODIFY CONTENT	日期 MODIFY DATE	X.XXX	±0.10	投影 Projection					
			Angle	±3.0°						