

1 2 3 4 5 6 7 8 9

F

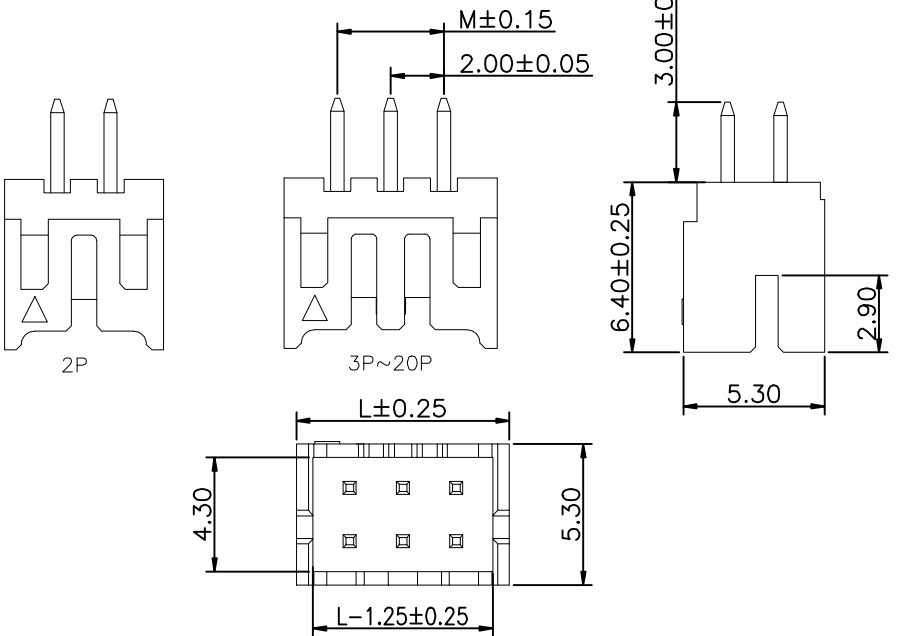
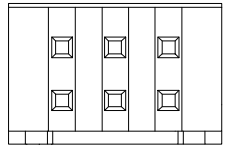
E

D

C

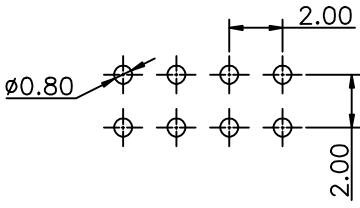
B

A



Specifications
 Voltage rating:250V AC DC
 Current Rating:3A AC,DC
 Withstanding Voltage:800VAC
 Insulation Resistance:1000MΩ Min.
 Temperature Range:-25°C to +85°C
 Contact Resistance:Initial value/10mΩ Max.after environmental testg20mΩ
 Materials
 Contact Material:Brass
 Insulator Material:NY9T UL94V-0
 All materials must meet GREENCONN hazardous substances control standards.

Recommended P.C.Board Layout
 (Tolerance:±0.05)



No. of PIN/ROW	Dimension Information	
	M	L
02	2.00	6.00
03	4.00	8.00
04	6.00	10.00
05	8.00	12.00
06	10.00	14.00
07	12.00	16.00
08	14.00	18.00
09	16.00	20.00
10	18.00	22.00
11	20.00	24.00
12	22.00	26.00
13	24.00	28.00
14	26.00	30.00
15	28.00	32.00
16	30.00	34.00
17	32.00	36.00
18	34.00	38.00
19	36.00	40.00
20	38.00	42.00

Ordering Information

G WFA210 - XX XX A 001 D 2 Z X
 No. of Pins per Row 02~20 Standard Plating 01=Tin Material D=Nylon 9T Color 2=White Standard Packing N=PE Bag

格稜股份有限公司
Greenconn Corporation

GENERAL TOLERANCE		DESIGNED:	DATE:	DWG. NO. GWFA210-CA1DZ
X.±5.0'	X.±0.30	CHECKED:	DATE:	
.X'±3.0'	.X±0.25	CO SIGEND:	DATE:	
.XX'±2.0'	.XX±0.15	APPROVED:	DATE:	
.XXX'±1.0'	.XXX±0.10			PART NO. GWFA210-XX01 A001D2ZN

TITLE.
 Pitch 2.0 Male Connector
 Terminal 180°

REV. 01	UNIT. mm	SCALE. 4:1	PAGE. 1/1	
---------	----------	------------	-----------	--

1 2 3 4 5 6 7 8 9