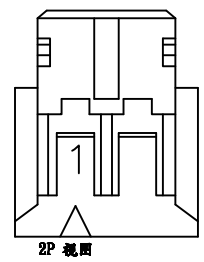
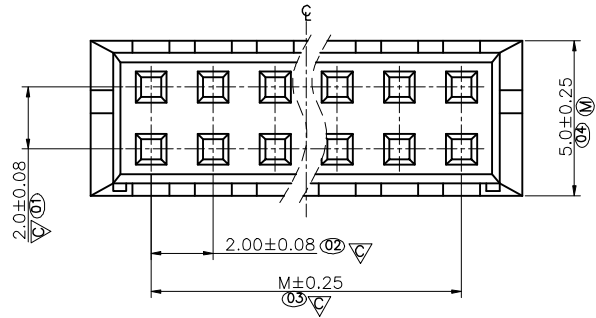
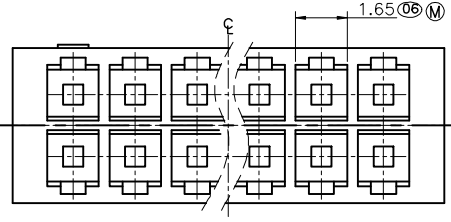
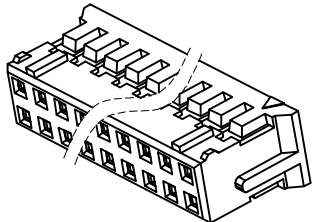
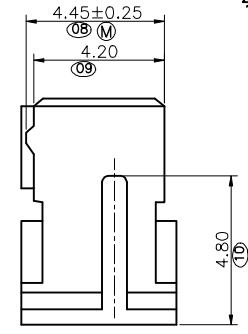
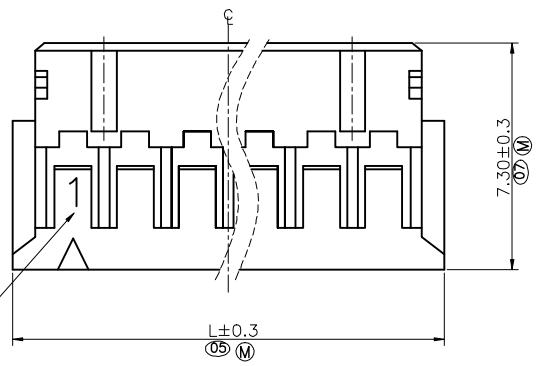


1 2 3 4 5 6 7 8 9

F  
E  
D  
C  
B  
A



LOGO(外凸 厚0.1 MAX)



Specifications  
 Current Rating:3Amp  
 Voltage Rating:250V AC/DC  
 Temperature Range:-40°C to +105°C  
 Contact Resistance:10mΩ Max.  
 Insulation Resistance:1000MΩ Min.  
 Withstanding Volatge:800V AC/Minute  
 Watrial:NY66 UL94V-0

1. 標示"XX"為全尺寸測量部位。
2. 標示"M"為首件與尾件測量部位。
3. 標示"▽"為首件、尾件與巡檢測量部位。
4. 所有材料必須滿足GREENCONN有害物質管控標準。

PART NO.	Dimensions	
	M	L
2X02P	2.00	6.00
2X03P	4.00	8.00
2X04P	6.00	10.00
2X05P	8.00	12.00
2X06P	10.00	14.00
2X07P	12.00	16.00
2X08P	14.00	18.00
2X09P	16.00	20.00
2X10P	18.00	22.00
2X11P	20.00	24.00
2X12P	22.00	26.00
2X13P	24.00	28.00
2X14P	26.00	30.00
2X15P	28.00	32.00
2X16P	30.00	34.00
2X17P	32.00	36.00
2X18P	34.00	38.00
2X19P	36.00	40.00
2X20P	38.00	42.00

### Ordering Information

GFF172 - XX A XX

No. of Pins  
02-20

Materials /Color  
N=NY 66/Clear

格稜股份有限公司  
**Greenconn Corporation**

GENERAL TOLERANCE	
X:±	X.±
.X'±	.X±0.30
.XX'±	.XX±0.20
.XXX'±	.XXX±0.10

DESIGNED:	DATE:
CHECKED:	DATE:
APPROVED:	DATE:

DWG. NO. GFF172-HA
PART NO. GFF172-XX A N

TITLE:  
2.00 mm HOUSING

REV. 01	UNIT. mm	SCALE. 1:1	PAGE. 1/1	
---------	----------	------------	-----------	--

1 2 3 4 5 6 7 8 9