

 Product Catalog

**MINITEK 127™**

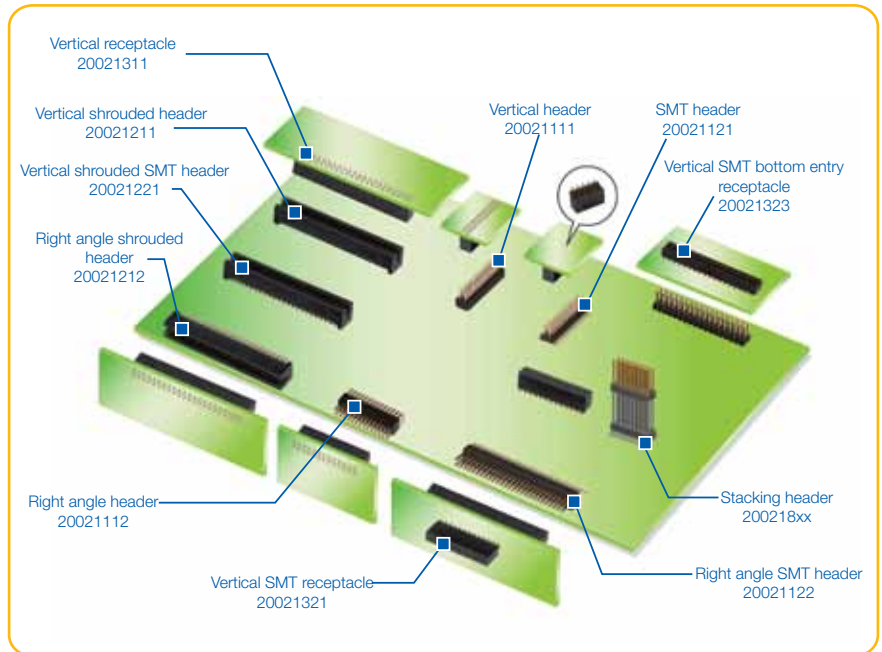
1.27 mm (.050") Modular System

# FCI: SETTING THE STANDARD FOR CONNECTORS

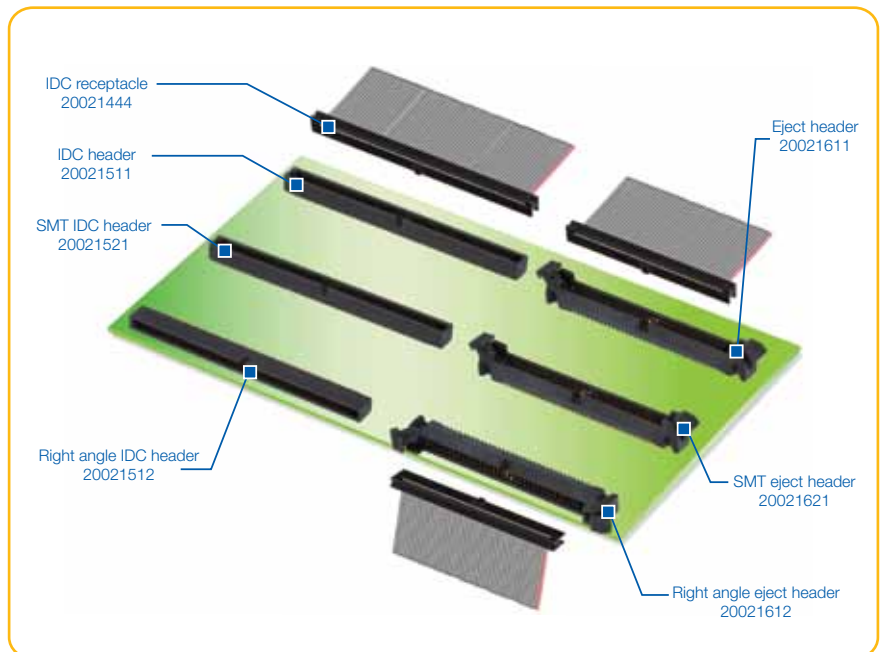
With 13,000 employees in 30 countries and sales of 1.25 billion euros in 2008, FCI is a leading manufacturer of connectors for various markets such as automotive, telecommunication infrastructures and consumer and industrial electronics.

## MINITEK 127™

### FLAT CABLE IDC



### BOARD TO BOARD



▀ HEADERS



Vertical - through hole	4
Right angle - through hole	6
Vertical - SMT	8
Right angle - SMT	10
Stacking - SMT - through hole	12
Vertical - through hole - shrouded	14
Right angle - through hole - shrouded	16
Vertical - SMT - shrouded	18

▀ PCB RECEPTACLES



Vertical - through hole	20
Vertical - SMT	22
Vertical - SMT - bottom entry	24

▀ FLAT CABLE CONNECTORS



IDC Receptacles	26
Header - through hole	28
Header - SMT	30
Right angle header - through hole	32
Eject header - through hole	34
Eject header - right angle	36
Eject header - SMT	38

▀ PART NUMBER INDEX

40

PART NUMBERING SYSTEM

**Example**  
20021221 = shrouded SMT vertical header

**2 0 0 2 1 A B C**

**A = TYPE**

- 1 = unshrouded header
- 2 = shrouded header
- 3 = receptacle
- 4 = IDC
- 5 = IDC header
- 6 = IDC eject header
- 7 = CTW
- 8 = stacking header
- 9 = customization

**B = ATTACH**

- 1 = TH
- 2 = SMT
- 3 = PIP
- 4 = not applicable



= TH (Through Hole)

= SMT (Surface Mount)

**C = ORIENTATION**

- 1 = vertical
- 2 = right angle
- 3 = vertical alternative
- 4 = other

## TECHNICAL DATA

### PHYSICAL

- Housing: High-temperature, black thermoplastic
- Flammability rating: UL 94 V-0
- Pin: Copper Alloy
- Plating: Gold over 1.0  $\mu\text{m}$  (40 $\mu''$ ) nickel

### ELECTRICAL PERFORMANCE

- Current rating: 1 A continuous
- Insulation resistance:  $1 \times 10^2 \text{ M}\Omega$  min.
- Contact resistance: 30 m $\Omega$  max.
- Dielectric withstanding voltage: 500 V
- Voltage rating: 125 V.

### MECHANICAL PERFORMANCE

- Mating cycles (durability): 100.

### OPERATING TEMPERATURE RANGE

- -40°C to +85°C

### PACKAGING

- Standard: Tubes

### PROCESSING INFORMATION

- The product will withstand exposure to 260°C peak temperature for 10 seconds in a wave solder application with a PCB

### REFERENCE INFORMATION

- Product drawing: 20021111
- Product specification: GS-12-629
- Packaging specification: GS-14-1420

### RoHs INFORMATION

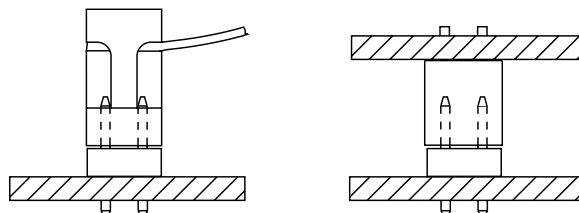
- This product is RoHs compatible according to the European Union Directive 2002/95/IEC



## MATING DATA

- Minitek 127™ vertical TH receptacles 22
- Minitek 127™ vertical SMT receptacles 22/24

## TYPICAL APPLICATIONS



# MINITEK 127™ Vertical Through Hole Headers

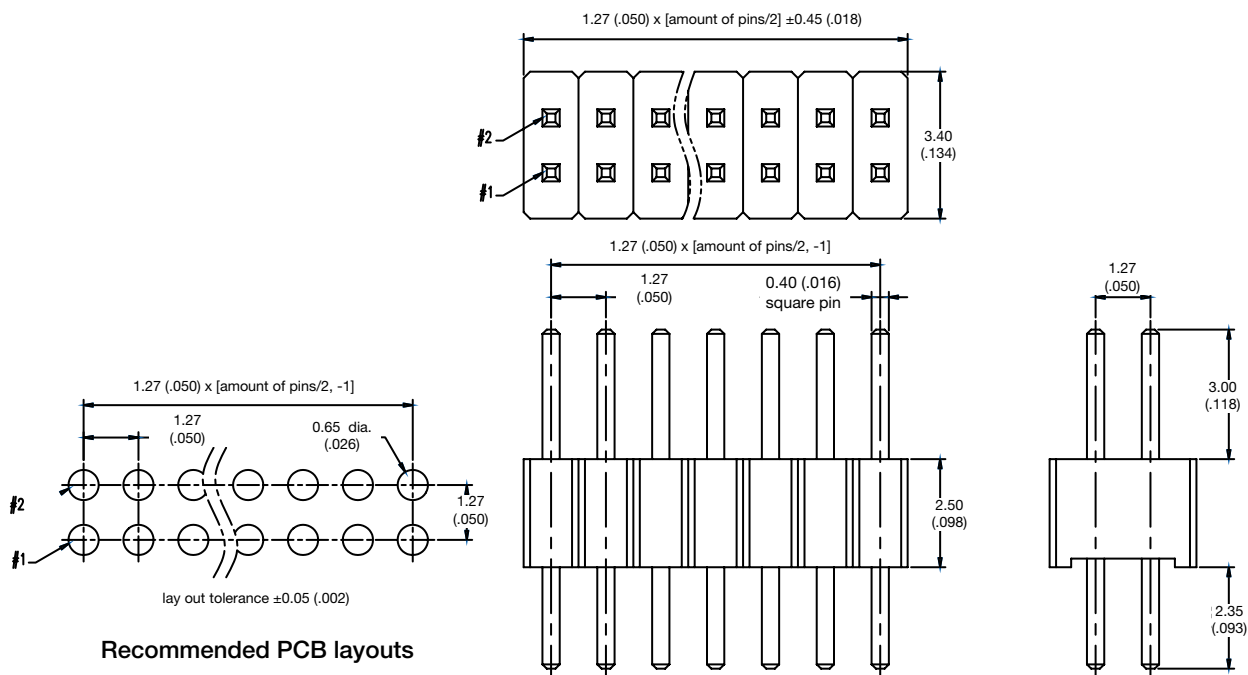
## PART NUMBERS



06, 08, 10, . . . . . A0

- 1 = Gold flash
- 4 = 0.25µm (10µ") gold on contact
- 8 = 0.76µm (30µ") gold on contact

## PRODUCT



Recommended PCB layouts

Dimension : mm (inch)

## TECHNICAL DATA

### PHYSICAL

- Housing: High-temperature, black thermoplastic
- Flammability rating: UL 94 V-0
- Pin: Copper Alloy
- Plating: Gold over 1.0  $\mu\text{m}$  (40 $\mu$ "") nickel

### ELECTRICAL PERFORMANCE

- Current rating: 1 A continuous
- Insulation resistance:  $1 \times 10^2 \text{ M}\Omega$  min.
- Contact resistance: 230  $\text{m}\Omega$  max.
- Dielectric withstanding voltage: 500 V
- Voltage rating: 125 V.

### MECHANICAL PERFORMANCE

- Mating cycles (durability): 100.

### OPERATING TEMPERATURE RANGE

- -40°C to +85°C

### PACKAGING

- Standard: Tubes

### PROCESSING INFORMATION

- The product will withstand exposure to 260°C peak temperature for 10 seconds in a wave solder application with a PCB

### REFERENCE INFORMATION

- Product drawing: 20021112
- Product specification: GS-12-629
- Packaging specification: GS-14-1420

### RoHs INFORMATION

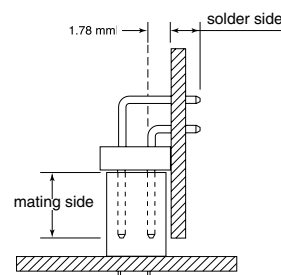
- This product is RoHs compatible according to the European Union Directive 2002/95/IEC



## MATING DATA

- Minitek 127™ vertical TH receptacles 22
- Minitek 127™ vertical SMT receptacles 22/24

## TYPICAL APPLICATIONS



# MINITEK 127™ Right Angle Through Hole Headers

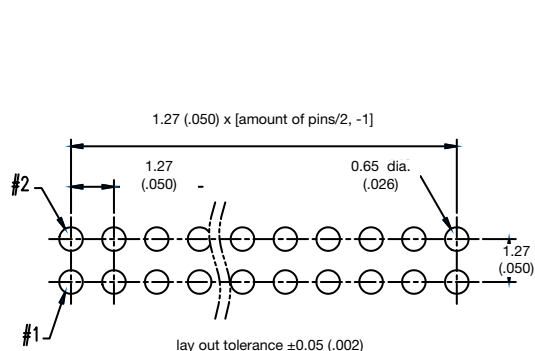
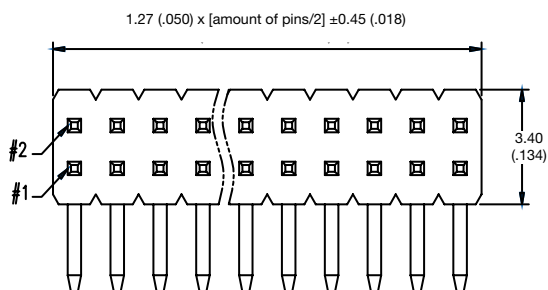
## PART NUMBERS



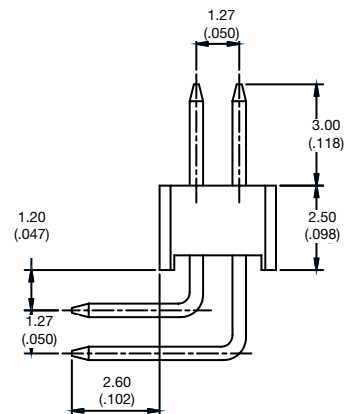
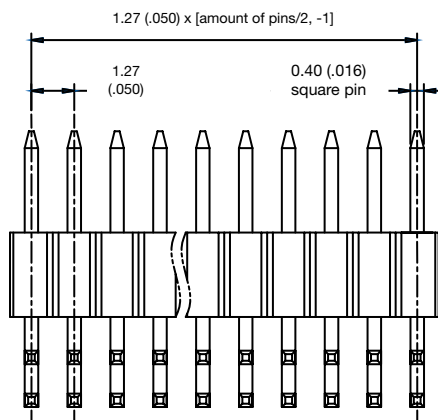
06, 08, 10, . . . . . A0

- 1 = Gold flash
- 4 = 0.25µm (10µ") gold on contact
- 8 = 0.76µm (30µ") gold on contact

## PRODUCT



Recommended PCB layouts



Dimension : mm (inch)

## TECHNICAL DATA

### PHYSICAL

- Housing: High-temperature, black thermoplastic
- Flammability rating: UL 94 V-0
- Pin: Copper Alloy
- Plating: Gold over 1.0 μm (40μ") nickel

### ELECTRICAL PERFORMANCE

- Current rating: 1 A continuous
- Insulation resistance:  $1 \times 10^2 \text{ M}\Omega$  min.
- Contact resistance: 30 mΩ max.
- Dielectric withstanding voltage: 500 V
- Voltage rating: 125 V.

### MECHANICAL PERFORMANCE

- Mating cycles (durability): 100.

### OPERATING TEMPERATURE RANGE

- -40°C to +85°C

### PACKAGING

- Standard: Tube
- Optional: Tube plus pick-up cap
- Optional: Tape and reel plus pick-up cap (please check tape availability)

### PROCESSING INFORMATION


- The product will withstand exposure to 260°C peak temperature for 10 seconds in a wave solder application with a PCB

### REFERENCE INFORMATION

- Product drawing: 20021121
- Product specification: GS-12-629
- Packaging specification: GS-14-1420

### RoHs INFORMATION

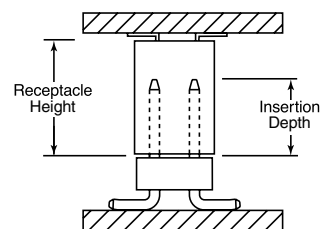
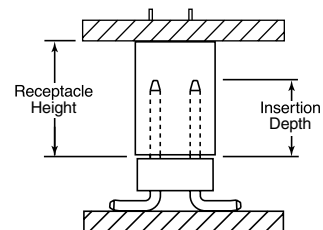
- This product is RoHs compatible according to the European Union Directive 2002/95/IEC



## MATING DATA

- Minitek 127™ vertical TH receptacles 22
- Minitek 127™ vertical SMT receptacles 22/24

## TYPICAL APPLICATIONS





# MINITEK 127™ SMT Headers

## PART NUMBERS



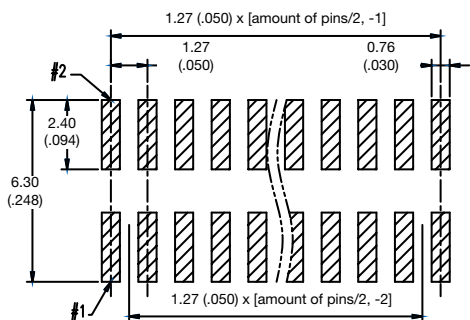
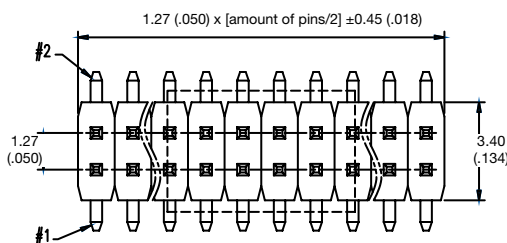
04, 06, 08, 10, . . . . . A0

1 = Gold flash  
 4 = 0.25µm (10µ") gold on contact  
 8 = 0.76µm (30µ") gold on contact

T = Tube (standard)  
 D = Tube plus pick-up cap  
 C = Tape and reel

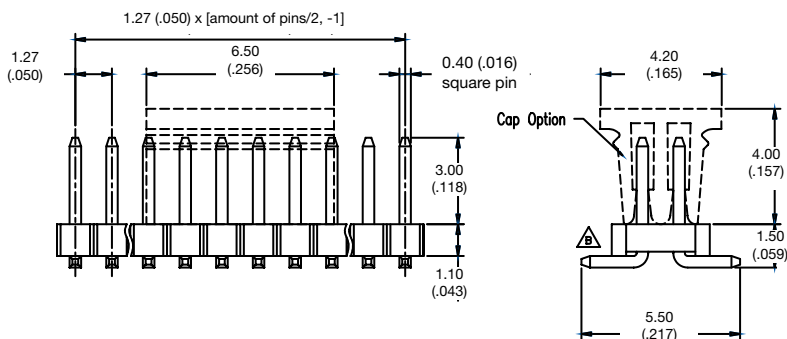


## PRODUCT



lay out tolerance ±0.05 (.002)

**Recommended PCB layouts**



Dimension : mm (inch)

## TECHNICAL DATA

### PHYSICAL

- Housing: High-temperature, black thermoplastic
- Flammability rating: UL 94 V-0
- Pin: Copper Alloy
- Plating: Gold over 1.0 μm (40μ") nickel

### ELECTRICAL PERFORMANCE

- Current rating: 1 A continuous
- Insulation resistance: 1 x 10<sup>2</sup> MΩ min.
- Contact resistance: 30 mΩ max.
- Dielectric withstanding voltage: 500 V
- Voltage rating: 125 V.

### MECHANICAL PERFORMANCE

- Mating cycles (durability): 100.

### OPERATING TEMPERATURE RANGE

- -40°C to +85°C

### PACKAGING

- Standard: Tube
- Optional: Tube plus pick-up cap

### PROCESSING INFORMATION


- The product will withstand exposure to 260°C peak temperature for 10 seconds in a wave solder application with a PCB

### REFERENCE INFORMATION

- Product drawing: 20021122
- Product specification: GS-12-629
- Packaging specification: GS-14-1420

### RoHs INFORMATION

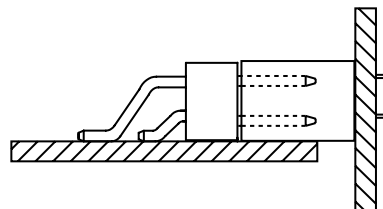
- This product is RoHs compatible according to the European Union Directive 2002/95/IEC



## MATING DATA

- Minitek 127™ vertical TH receptacles 22
- Minitek 127™ vertical SMT receptacles 22/24

## TYPICAL APPLICATIONS



# MINITEK 127™ Right Angle SMT Headers

## PART NUMBERS

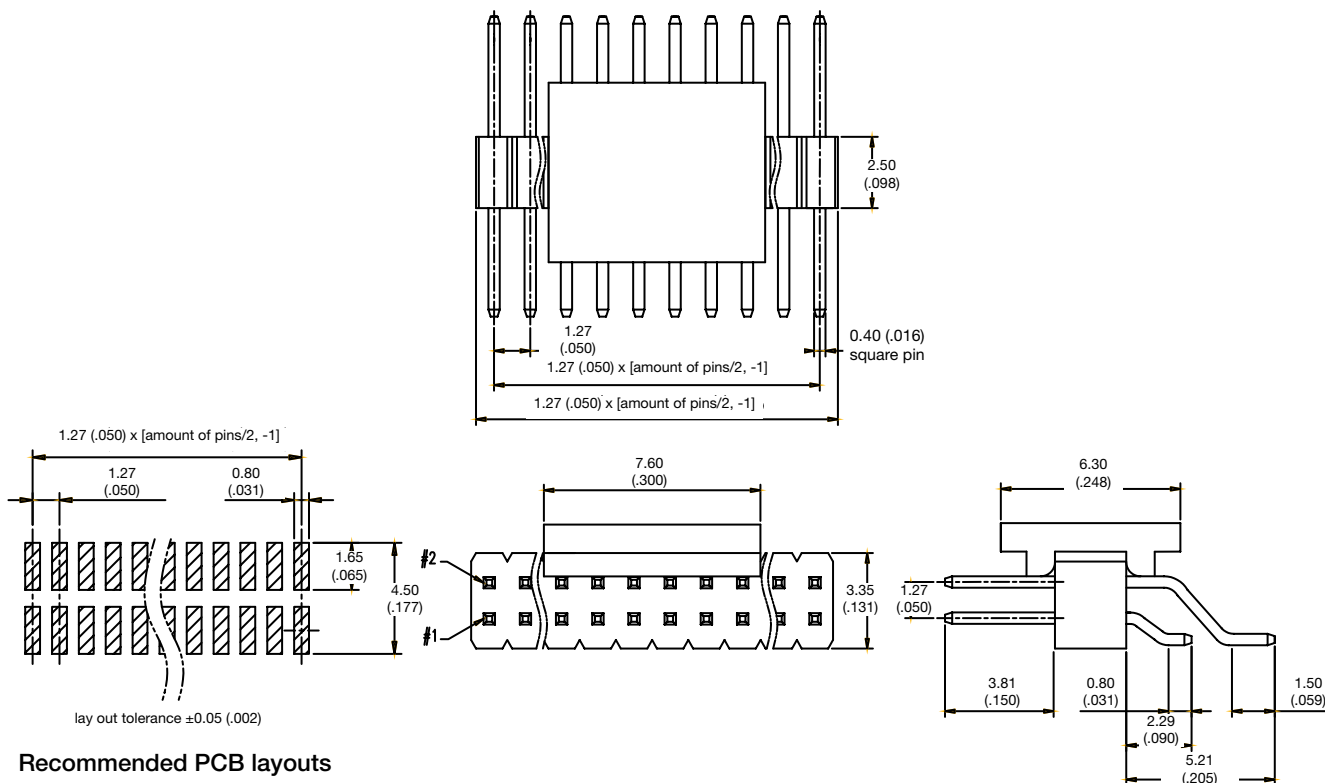


10, 12, 14, . . . . . 98

1 = Gold flash  
 4 = 0.25µm (10µ") gold on contact  
 8 = 0.76µm (30µ") gold on contact

T = Tube (standard)  
 D = Tube plus pick-up cap

## PRODUCT



Dimension : mm (inch)

## TECHNICAL DATA

### PHYSICAL

- Housing: High-temperature, black thermoplastic
- Flammability rating: UL 94 V-0
- Pin: Copper Alloy
- Plating: Gold over 1.0 μm (40μ") nickel

### ELECTRICAL PERFORMANCE

- Current rating: 1 A continuous
- Insulation resistance: 1 x 10<sup>2</sup> MΩ min.
- Contact resistance: 30 mΩ max.
- Dielectric withstanding voltage: 500 V
- Voltage rating: 125 V.

### MECHANICAL PERFORMANCE

- Mating cycles (durability): 100.

### OPERATING TEMPERATURE RANGE

- -40°C to +85°C

### PACKAGING

- Standard: Tubes

### PROCESSING INFORMATION


- The product will withstand exposure to 260°C peak temperature for 10 seconds in a wave solder application with a PCB

### REFERENCE INFORMATION

- Product drawing: 200218xx
- Product specification: GS-12-629
- Packaging specification: GS-14-1420

### RoHs INFORMATION

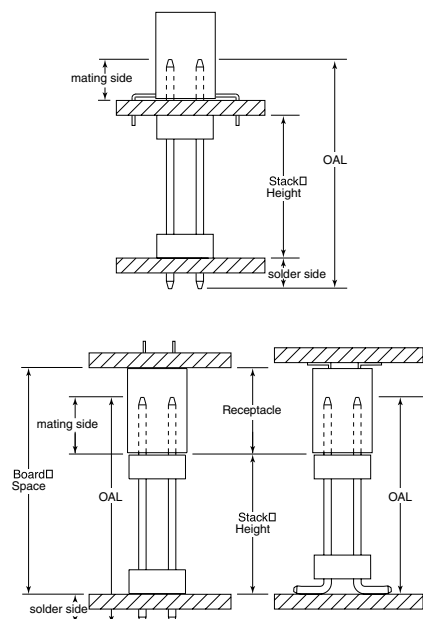
- This product is RoHs compatible according to the European Union Directive 2002/95/IEC



## MATING DATA

- Minitek 127™ vertical TH receptacles 22
- Minitek 127™ vertical SMT receptacles 22/24

## TYPICAL APPLICATIONS



# MINITEK 127™ Unshrouded Stacking Headers

## PART NUMBERS



1 = 2.5 mm (.098)  
 2 = 3.0 mm (.118)  
 3 = SMT

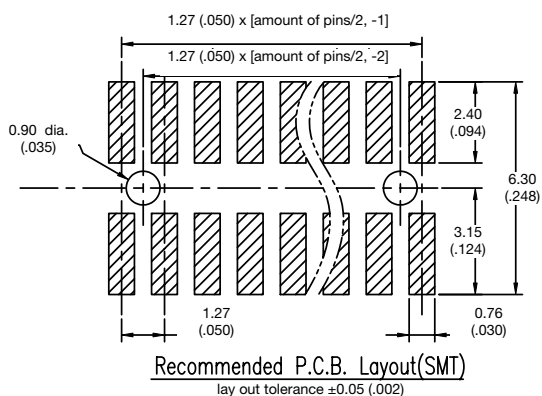
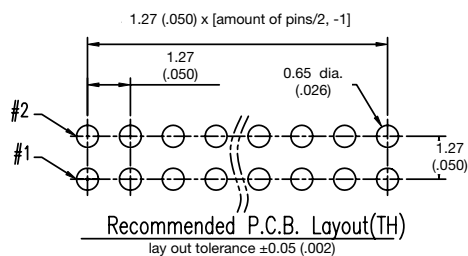
06, 08, 10, . . . . . A0

1 = Gold flash  
 4 = 0.25µm (10µ") gold on contact  
 8 = 0.76µm (30µ") gold on contact

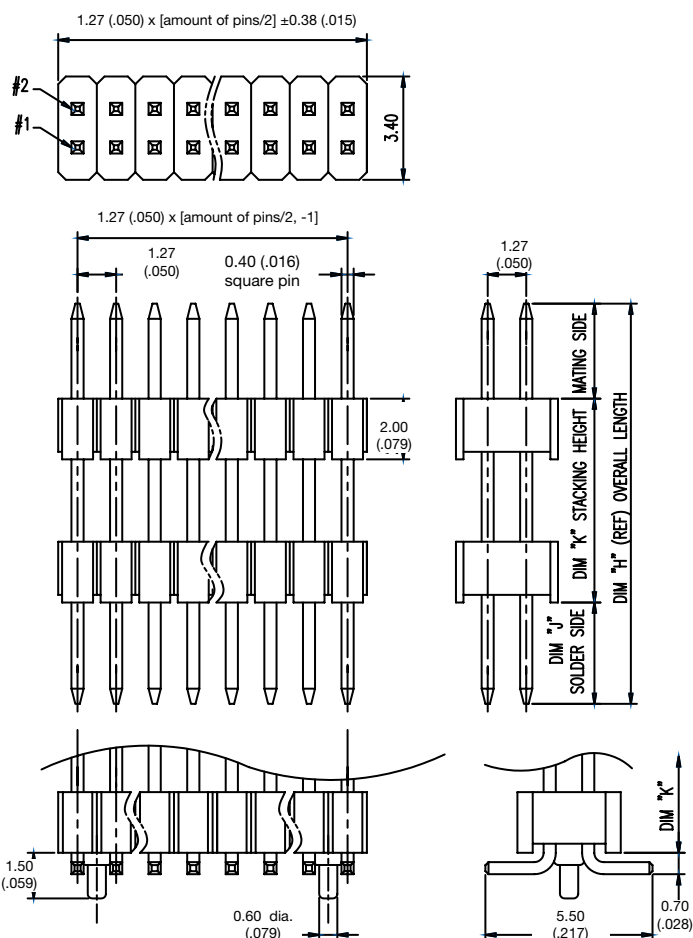
Pin Style	Overall length TH mm (inch)	Overall length SMT mm (inch)
0	8 (.315)	6.2 (.244)
1	10 (.394)	8.2 (.323)
2	12 (.472)	10.2 (.402)
3	14 (.551)	12.2 (.480)
4	16 (.623)	14.2 (.559)

040 = 4.0 mm (.157)  
 045 = 4.5 mm (.177)  
 050 = 5.0 mm (.197)  
 ↓  
 095 = 9.5 mm (.374)  
 100 = 10.0 mm (.394)

## PRODUCT



Recommended PCB layouts



Dimension : mm (inch)

## TECHNICAL DATA

### PHYSICAL

- Housing: High-temperature, black thermoplastic
- Flammability rating: UL 94 V-0
- Pin: Copper Alloy
- Plating: Gold over 1.0 µm (40µ") nickel

### ELECTRICAL PERFORMANCE

- Current rating: 1 A continuous
- Insulation resistance: 1 x 10<sup>2</sup> MΩ min.
- Contact resistance: 30 mΩ max.
- Dielectric withstanding voltage: 500 V
- Voltage rating: 125 V.

### MECHANICAL PERFORMANCE

- Mating cycles (durability): 100.

### OPERATING TEMPERATURE RANGE

- -40°C to +85°C

### PACKAGING

- Standard: Tubes

### PROCESSING INFORMATION

- The product will withstand exposure to 260°C peak temperature for 10 seconds in a wave solder application with a PCB

### REFERENCE INFORMATION

- Product drawing: 20021211
- Product specification: GS-12-629
- Packaging specification: GS-14-1420

### RoHs INFORMATION

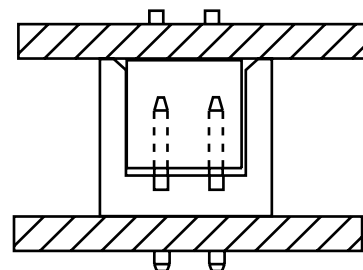
- This product is RoHs compatible according to the European Union Directive 2002/95/IEC



## MATING DATA

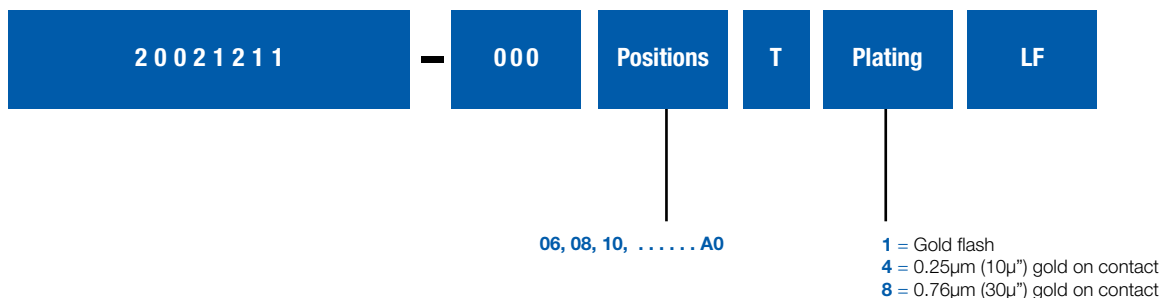
- Minitek 127™ vertical TH receptacles 22
- Minitek 127™ vertical SMT receptacles 22/24

## TYPICAL APPLICATIONS

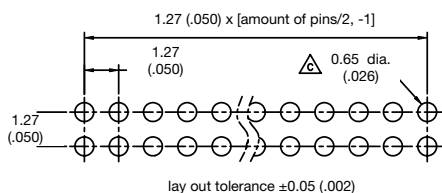
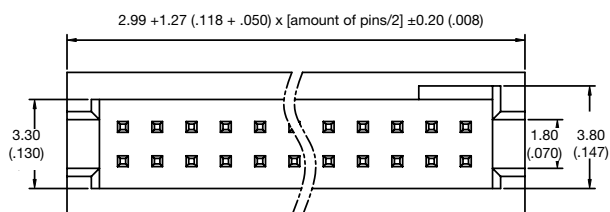


# MINITEK 127™ Vertical Through Hole Shrouded Headers

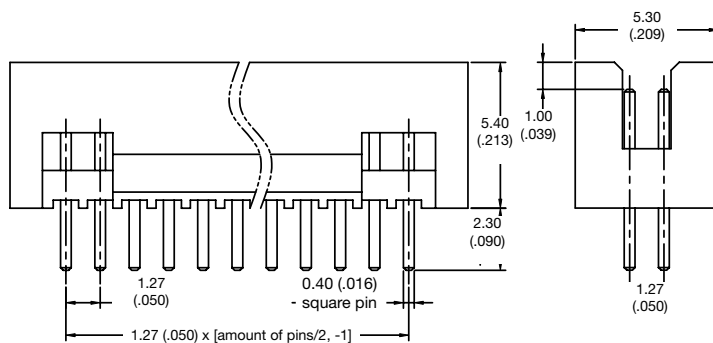
## PART NUMBERS



## PRODUCT



Recommended PCB layouts



Dimension : mm (inch)

## TECHNICAL DATA

### PHYSICAL

- Housing: High-temperature, black thermoplastic
- Flammability rating: UL 94 V-0
- Pin: Copper Alloy
- Plating: Gold over 1.0 μm (40μ") nickel

### ELECTRICAL PERFORMANCE

- Current rating: 1 A continuous
- Insulation resistance:  $1 \times 10^2 \text{ M}\Omega$  min.
- Contact resistance: 30 mΩ max.
- Dielectric withstanding voltage: 500 V
- Voltage rating: 125 V.

### MECHANICAL PERFORMANCE

- Mating cycles (durability): 100.

### OPERATING TEMPERATURE RANGE

- -40°C to +85°C

### PACKAGING

- Standard: Tubes

### PROCESSING INFORMATION

- The product will withstand exposure to 260°C peak temperature for 10 seconds in a wave solder application with a PCB

### REFERENCE INFORMATION

- Product drawing: 20021212
- Product specification: GS-12-629
- Packaging specification: GS-14-1420

### RoHs INFORMATION

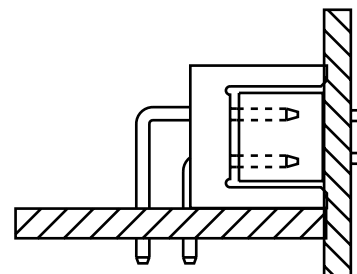
- This product is RoHs compatible according to the European Union Directive 2002/95/IEC



## MATING DATA

- Minitek 127™ vertical TH receptacles 22
- Minitek 127™ vertical SMT receptacles 22/24

## TYPICAL APPLICATIONS





# MINITEK 127™ Right Angle Through Hole Shrouded Headers

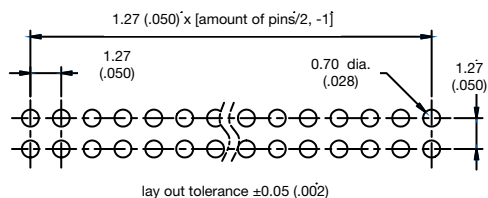
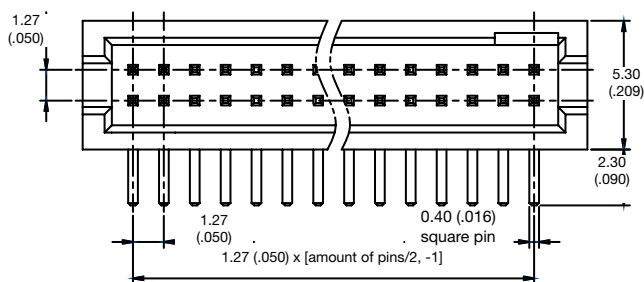
## PART NUMBERS



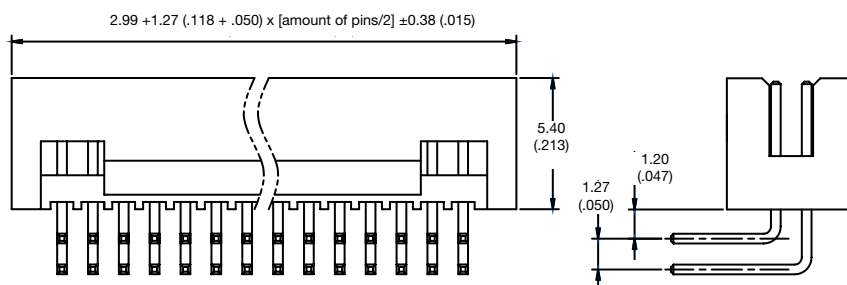
06, 08, 10, . . . . . A0

- 1 = Gold flash
- 4 = 0.25µm (10µ") gold on contact
- 8 = 0.76µm (30µ") gold on contact

## PRODUCT



Recommended PCB layouts



Dimension : mm (inch)

## TECHNICAL DATA

### PHYSICAL

- Housing: High-temperature, black thermoplastic
- Flammability rating: UL 94 V-0
- Pin: Copper Alloy
- Plating: Gold over 1.0 μm (40μ") nickel

### ELECTRICAL PERFORMANCE

- Current rating: 1 A continuous
- Insulation resistance: 1 x 10<sup>2</sup> MΩ min.
- Contact resistance: 30 mΩ max.
- Dielectric withstanding voltage: 500 V
- Voltage rating: 125 V.

### MECHANICAL PERFORMANCE

- Mating cycles (durability): 100.

### OPERATING TEMPERATURE RANGE

- -40°C to +85°C

### PACKAGING

- Standard: Tube
- Optional: Tube plus pick-up cap
- Optional: Tape and reel plus pick-up cap  
(please check tape availability)

### PROCESSING INFORMATION

- The product will withstand exposure to 260°C peak temperature for 10 seconds in a wave solder application with a PCB

### REFERENCE INFORMATION

- Product drawing: 20021221
- Product specification: GS-12-629
- Packaging specification: GS-14-1420

### RoHs INFORMATION

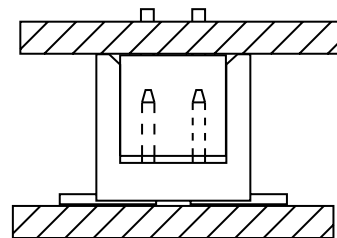
- This product is RoHs compatible according to the European Union Directive 2002/95/IEC



## MATING DATA

- Minitek 127™ vertical TH receptacles 22
- Minitek 127™ vertical SMT receptacles 22/24

## TYPICAL APPLICATIONS



# MINITEK 127™ Vertical SMT Shrouded Headers

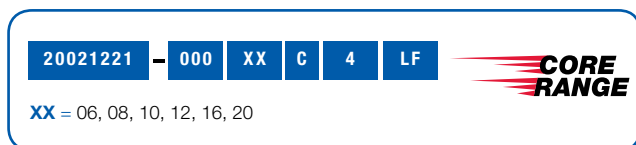
## PART NUMBERS



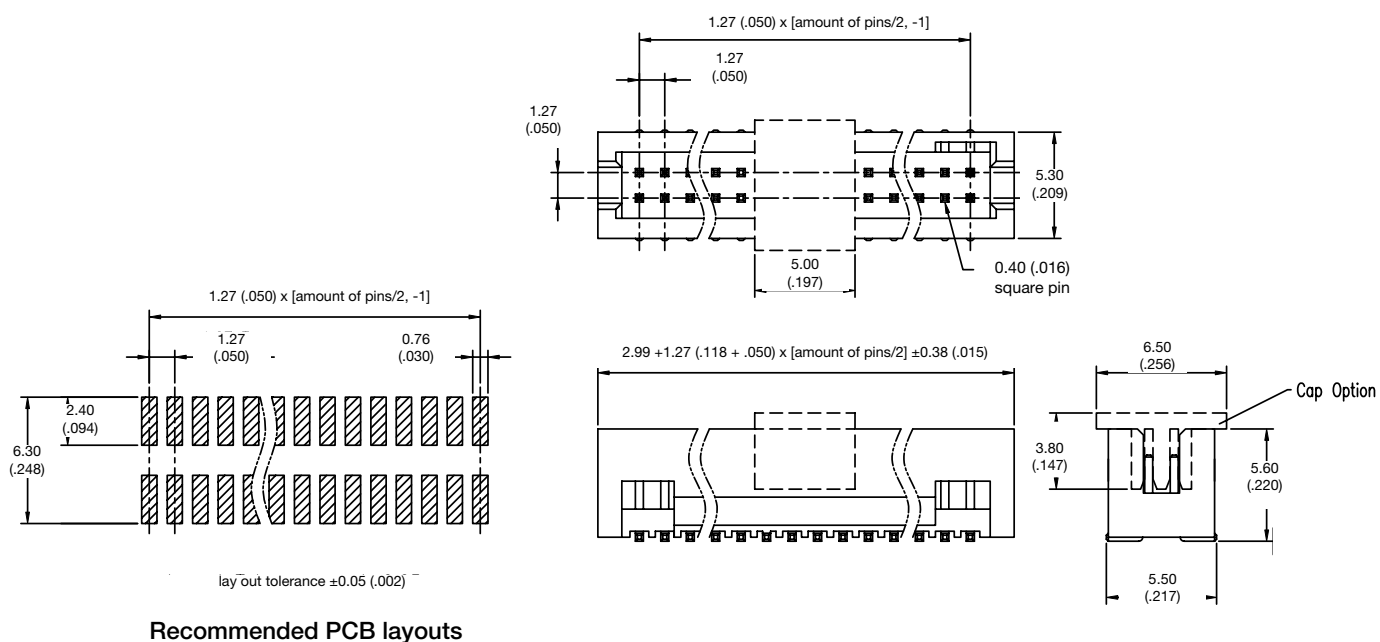
06, 08, 10, 12, 14, 16,  
20, 26, 30, 34, 40, 44,  
50, 60, 64, 66, 68, 80,  
A0

1 = Gold flash  
4 = 0.25µm (10µ") gold on contact  
8 = 0.76µm (30µ") gold on contact

T = Tube (standard)  
D = Tube plus pick-up cap  
C = Tape and reel



## PRODUCT



Dimension : mm (inch)

## TECHNICAL DATA

### PHYSICAL

- Housing: High-temperature, black thermoplastic
- Flammability rating: UL 94 V-0
- Pin: Copper Alloy
- Plating: Gold over 1.27 μm (50μ") nickel

### ELECTRICAL PERFORMANCE

- Current rating: 1 A continuous
- Insulation resistance:  $1 \times 10^2$  MΩ min.
- Contact resistance: 30 mΩ max.
- Dielectric withstanding voltage: 500 V
- Voltage rating: 125 V.

### MECHANICAL PERFORMANCE

- Mating cycles (durability): 100.

### OPERATING TEMPERATURE RANGE

- -40°C to +85°C

### PACKAGING

- Standard: Tubes

### PROCESSING INFORMATION


- The product will withstand exposure to 260°C peak temperature for 10 seconds in a wave solder application with a PCB

### REFERENCE INFORMATION

- Product drawing: 20021311
- Product specification: GS-12-629
- Packaging specification: GS-14-1420

### RoHs INFORMATION

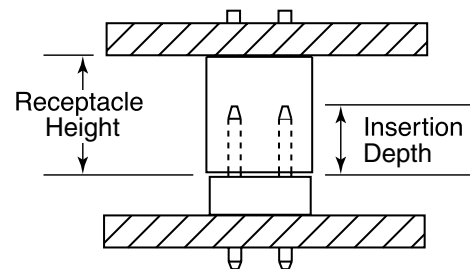
- This product is RoHs compatible according to the European Union Directive 2002/95/IEC



## MATING DATA

■ Minitek 127™ vertical TH headers	4
■ Minitek 127™ right angle TH headers	6
■ Minitek 127™ vertical SMT headers	8
■ Minitek 127™ right angle SMT headers	10
■ Minitek 127™ stacking TH/SMT headers	12
■ Minitek 127™ vertical TH shrouded headers	14
■ Minitek 127™ right angle TH shrouded headers	16
■ Minitek 127™ vertical SMT shrouded headers	18

## TYPICAL APPLICATIONS



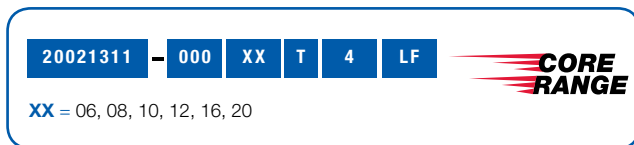
# MINITEK 127™ Vertical Through Hole Receptacles

## PART NUMBERS

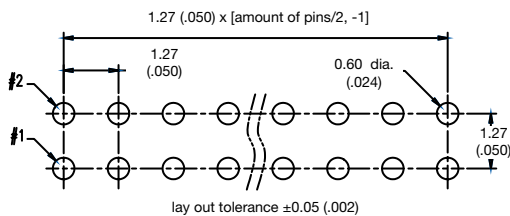
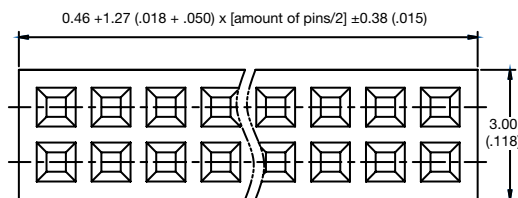


10, 12, 14, . . . . . 80

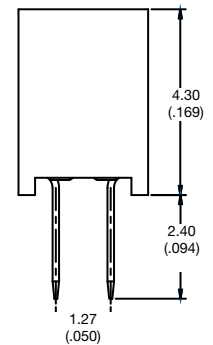
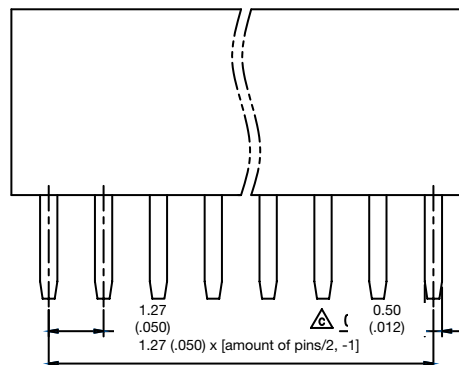
1 = Gold flash  
 4 = 0.25µm (10µ") gold on contact  
 8 = 0.76µm (30µ") gold on contact



## PRODUCT



Recommended PCB layouts



Dimension : mm (inch)

## TECHNICAL DATA

### PHYSICAL

- Housing: High-temperature, black thermoplastic
- Flammability rating: UL 94 V-0
- Pin: Copper Alloy
- Plating: Gold over 1.27 μm (50μ") nickel

### ELECTRICAL PERFORMANCE

- Current rating: 1 A continuous
- Insulation resistance: 1 x 10<sup>2</sup> MΩ min.
- Contact resistance: 30 mΩ max.
- Dielectric withstanding voltage: 500 V
- Voltage rating: 125 V.

### MECHANICAL PERFORMANCE

- Mating cycles (durability): 100.

### OPERATING TEMPERATURE RANGE

- -40°C to +85°C

### PACKAGING

- Standard: Tube
- Optional: Tube plus pick-up cap
- Optional: Tape and reel plus pick-up cap (please check tape availability)

### PROCESSING INFORMATION


- The product will withstand exposure to 260°C peak temperature for 10 seconds in a wave solder application with a PCB

### REFERENCE INFORMATION

- Product drawing: 20021321
- Product specification: GS-12-629
- Packaging specification: GS-14-1420

### RoHs INFORMATION

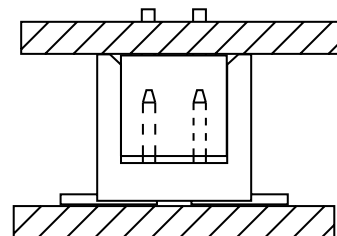
- This product is RoHs compatible according to the European Union Directive 2002/95/IEC



## MATING DATA

■ Minitek 127™ vertical TH headers	4
■ Minitek 127™ right angle TH headers	6
■ Minitek 127™ vertical SMT headers	8
■ Minitek 127™ right angle SMT headers	10
■ Minitek 127™ stacking TH/SMT headers	12
■ Minitek 127™ vertical TH shrouded headers	14
■ Minitek 127™ right angle TH shrouded headers	16
■ Minitek 127™ vertical SMT shrouded headers	18

## TYPICAL APPLICATIONS



# MINITEK 127™ Vertical SMT Receptacles

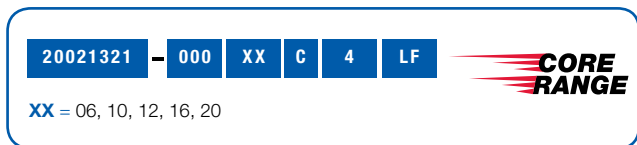
## PART NUMBERS



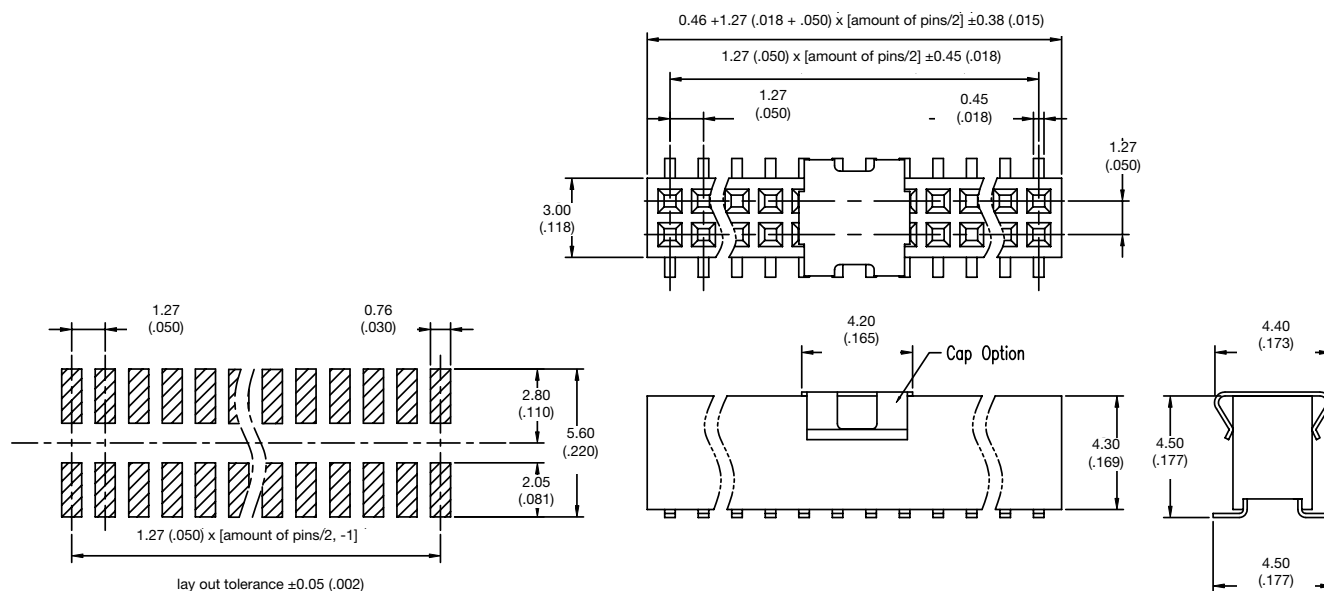
6, 10, 12, . . . . . 80

1 = Gold flash  
 4 = 0.25µm (10µ") gold on contact  
 8 = 0.76µm (30µ") gold on contact

T = Tube (standard)  
 D = Tube plus pick-up cap  
 C = Tape and reel



## PRODUCT



Recommended PCB layouts

Dimension : mm (inch)

## TECHNICAL DATA

### PHYSICAL

- Housing: High-temperature, black thermoplastic
- Flammability rating: UL 94 V-0
- Pin: Copper Alloy
- Plating: Gold over 1.27 μm (50μ") nickel

### ELECTRICAL PERFORMANCE

- Current rating: 1 A continuous
- Insulation resistance: 1 x 10<sup>2</sup> MΩ min.
- Contact resistance: 30 mΩ max.
- Dielectric withstanding voltage: 500 V
- Voltage rating: 125 V.

### MECHANICAL PERFORMANCE

- Mating cycles (durability): 100.

### OPERATING TEMPERATURE RANGE

- -40°C to +85°C

### PACKAGING

- Standard: Tube
- Optional: Tube plus pick-up cap
- Optional: Tape and reel plus pick-up cap (please check tape availability)

### PROCESSING INFORMATION


- The product will withstand exposure to 260°C peak temperature for 10 seconds in a wave solder application with a PCB

### REFERENCE INFORMATION

- Product drawing: 20021323
- Product specification: GS-12-629
- Packaging specification: GS-14-1420

### RoHs INFORMATION

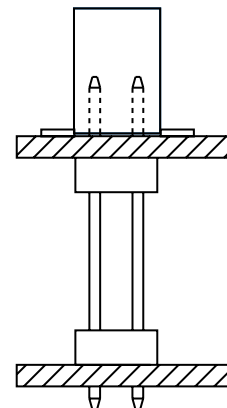
- This product is RoHs compatible according to the European Union Directive 2002/95/IEC



## MATING DATA

- |  |      |
|--|------|
| ■ Minitek 127™ vertical TH headers     | 4/6  |
| ■ Minitek 127™ vertical SMT headers    | 8/10 |
| ■ Minitek 127™ stacking TH/SMT headers | 12   |

## TYPICAL APPLICATIONS





# MINITEK 127™ Vertical SMT Bottom Entry Receptacles

## PART NUMBERS

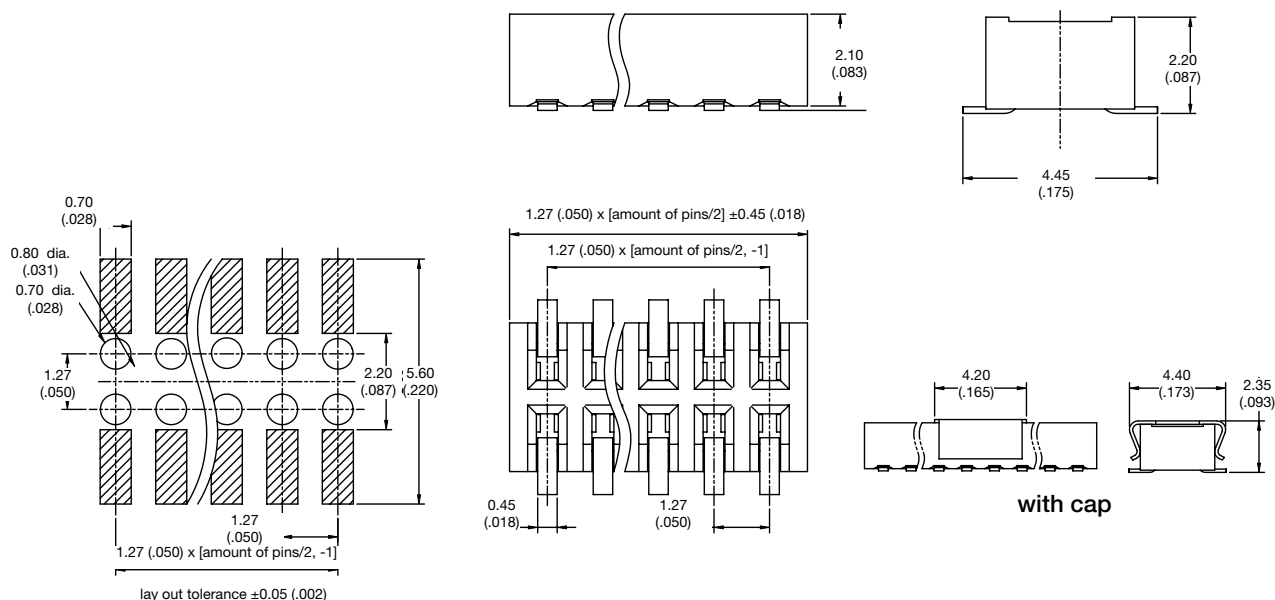


10, 12, 14, . . . . . 80

1 = Gold flash  
 4 = 0.25µm (10µ") gold on contact  
 8 = 0.76µm (30µ") gold on contact

T = Tube (standard)  
 D = Tube plus pick-up cap  
 C = Tape and reel

## PRODUCT



Recommended PCB layouts

Dimension : mm (inch)

## TECHNICAL DATA

### PHYSICAL

- Housing: High-temperature, black thermoplastic
- Flammability rating: UL 94 V-0
- Pin: Copper Alloy
- Plating: Gold over 1.0 μm (40μ") nickel

### ELECTRICAL PERFORMANCE

- Current rating: 1 A continuous
- Insulation resistance: 1 x 10<sup>2</sup> MΩ min.
- Contact resistance: 30 mΩ max.
- Dielectric withstanding voltage: 500 V
- Voltage rating: 125 V.

### MECHANICAL PERFORMANCE

- Mating cycles (durability): 100.

### OPERATING TEMPERATURE RANGE

- -40°C to +85°C

### PACKAGING

- Standard: Tubes

### PROCESSING INFORMATION

- The product will withstand exposure to 260°C peak temperature for 10 seconds in a wave solder application with a PCB

### REFERENCE INFORMATION

- Product drawing: 20021444
- Product specification: GS-12-629
- Packaging specification: GS-14-1420

### RoHs INFORMATION

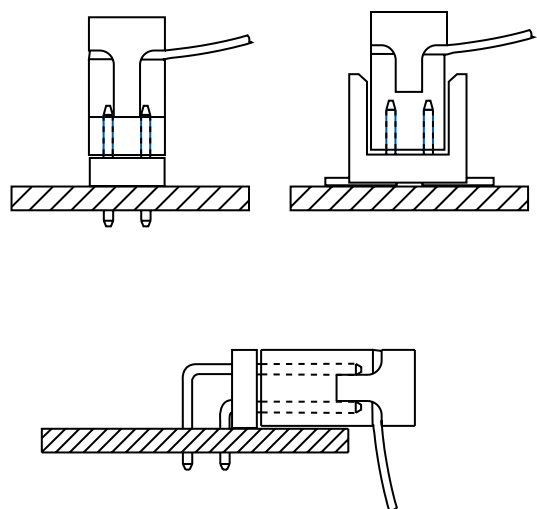
- This product is RoHs compatible according to the European Union Directive 2002/95/IEC



## MATING DATA

■ Minitek 127™ IDC TH headers	28
■ Minitek 127™ IDC SMT headers	30
■ Minitek 127™ IDC right angle TH headers	32
■ Minitek 127™ TH eject headers	34
■ Minitek 127™ right angle eject headers	36
■ Minitek 127™ SMT eject headers	38

## TYPICAL APPLICATIONS



# MINITEK 127™ IDC Receptacles

## PART NUMBERS

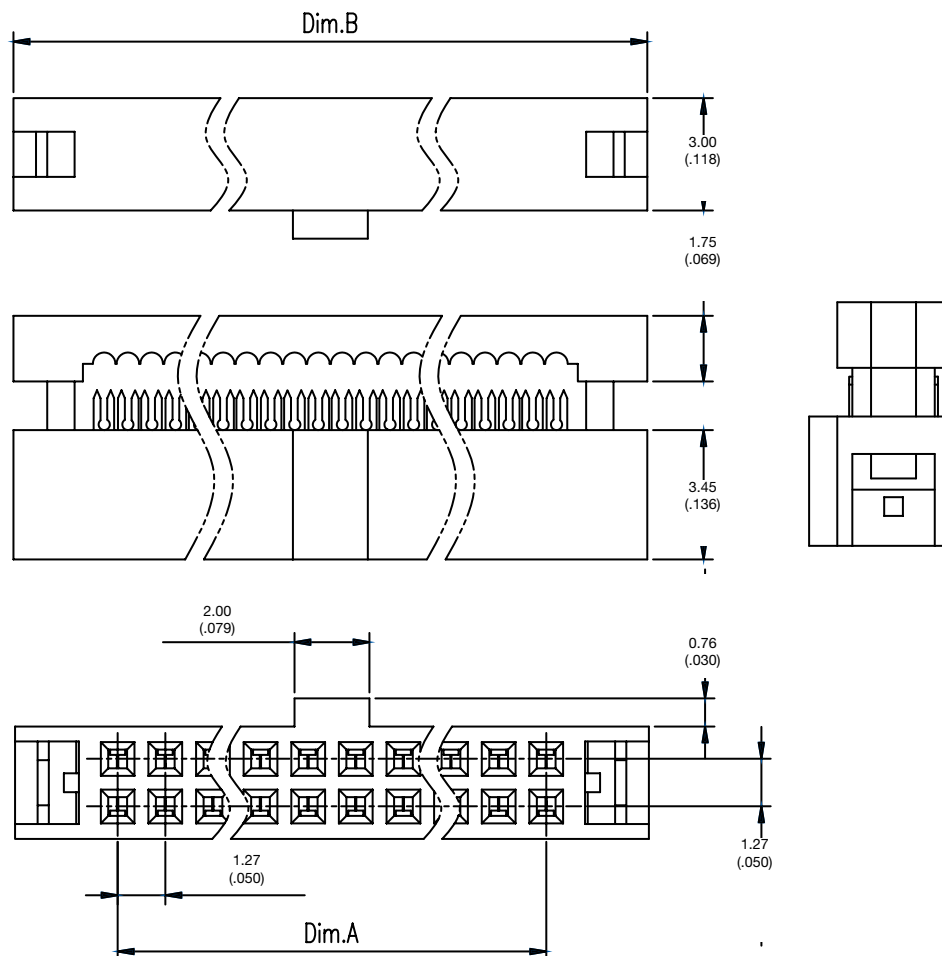


06, 08, 10, 12, 14, 16,  
20, 24, 26, 30, 34, 40,  
44, 50, 60, 64, 66, 68,  
A0

1 = Gold flash  
4 = 0.25µm (10µ") gold on contact  
8 = 0.76µm (30µ") gold on contact



## PRODUCT



Dimension : mm (inch)

## TECHNICAL DATA

### PHYSICAL

- Housing: High-temperature, black thermoplastic
- Flammability rating: UL 94 V-0
- Pin: Copper Alloy
- Plating: Gold over 1.0 μm (40μ") nickel

### ELECTRICAL PERFORMANCE

- Current rating: 1 A continuous
- Insulation resistance: 1 x 10<sup>2</sup> MΩ min.
- Contact resistance: 30 mΩ max.
- Dielectric withstanding voltage: 500 V
- Voltage rating: 125 V.

### MECHANICAL PERFORMANCE

- Mating cycles (durability): 100.

### OPERATING TEMPERATURE RANGE

- -40°C to +85°C

### PACKAGING

- Standard: Tubes

### PROCESSING INFORMATION


- The product will withstand exposure to 260°C peak temperature for 10 seconds in a wave solder application with a PCB

### REFERENCE INFORMATION

- Product drawing: 20021511
- Product specification: GS-12-629
- Packaging specification: GS-14-1420

### RoHs INFORMATION

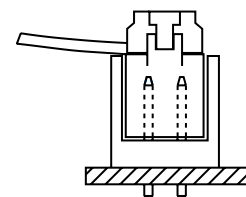
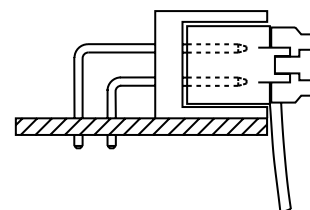
- This product is RoHs compatible according to the European Union Directive 2002/95/IEC



## MATING DATA

- Minitek 127™ IDC receptacle 26

## TYPICAL APPLICATIONS



# MINITEK 127™ Vertical Through Hole IDC Headers

## PART NUMBERS

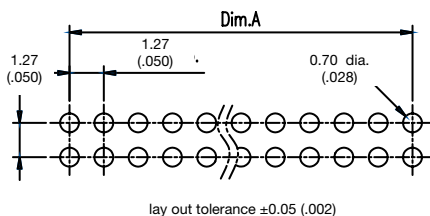
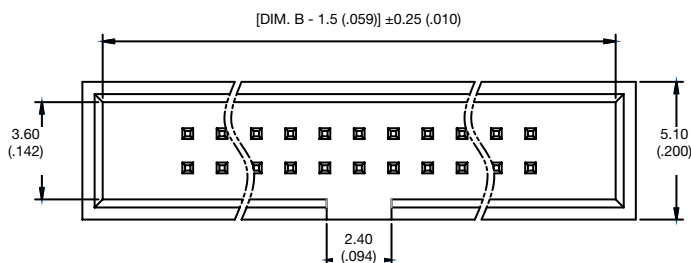


06, 10, 12, 14, 16, 20,  
26, 30, 34, 40, 44, 50,  
60, 64, 66, 68, 80, A0

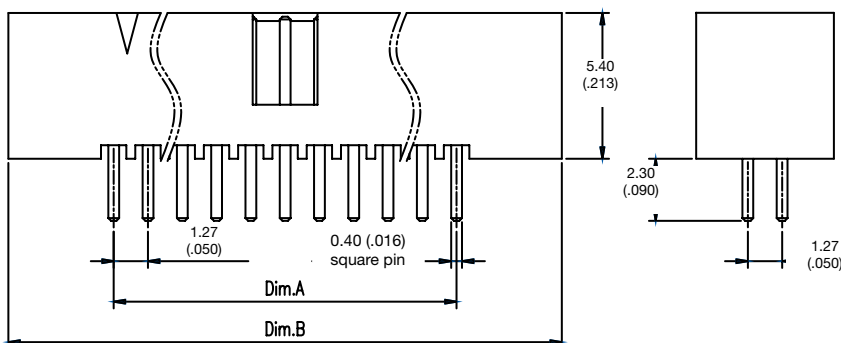
1 = Gold flash  
4 = 0.25µm (10µ") gold on contact  
8 = 0.76µm (30µ") gold on contact



## PRODUCT



Recommended PCB layouts



Dimension : mm (inch)

## TECHNICAL DATA

### PHYSICAL

- Housing: High-temperature, black thermoplastic
- Flammability rating: UL 94 V-0
- Pin: Copper Alloy
- Plating: Gold over 1.0 μm (40μ") nickel

### ELECTRICAL PERFORMANCE

- Current rating: 1 A continuous
- Insulation resistance: 1 x 10<sup>2</sup> MΩ min.
- Contact resistance: 30 mΩ max.
- Dielectric withstanding voltage: 500 V
- Voltage rating: 125 V.

### MECHANICAL PERFORMANCE

- Mating cycles (durability): 100.

### OPERATING TEMPERATURE RANGE

- -40°C to +85°C

### PACKAGING

- Standard: Tubes

### PROCESSING INFORMATION


- The product will withstand exposure to 260°C peak temperature for 10 seconds in a wave solder application with a PCB

### REFERENCE INFORMATION

- Product drawing: 20021521
- Product specification: GS-12-629
- Packaging specification: GS-14-1420

### RoHs INFORMATION

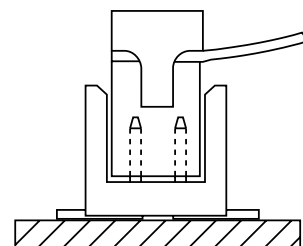
- This product is RoHs compatible according to the European Union Directive 2002/95/IEC



## MATING DATA

- Minitek 127™ IDC receptacle 26

## TYPICAL APPLICATIONS



# MINITEK 127™ Vertical SMT IDC Headers

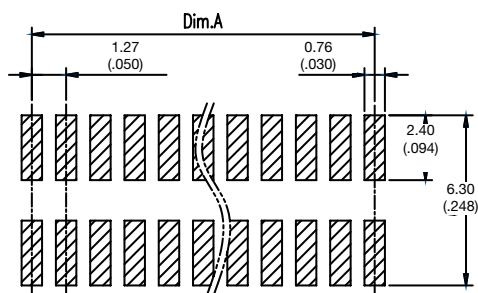
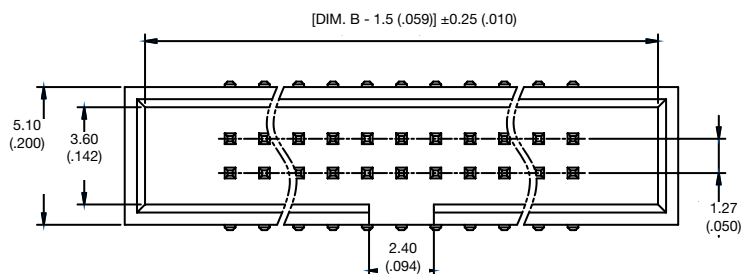
## PART NUMBERS



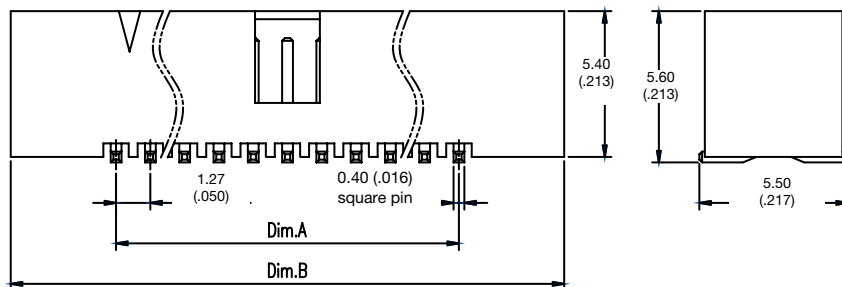
06, 10, 12, 14, 16, 20,  
26, 30, 34, 40, 44, 50,  
60, 64, 68, 80, A0

1 = Gold flash  
4 = 0.25µm (10µ") gold on contact  
8 = 0.76µm (30µ") gold on contact

## PRODUCT



Recommended PCB layouts



Dimension : mm (inch)

## TECHNICAL DATA

### PHYSICAL

- Housing: High-temperature, black thermoplastic
- Flammability rating: UL 94 V-0
- Pin: Copper Alloy
- Plating: Gold over 1.0 μm (40μ") nickel

### ELECTRICAL PERFORMANCE

- Current rating: 1 A continuous
- Insulation resistance: 1 x 10<sup>2</sup> MΩ min.
- Contact resistance: 30 mΩ max.
- Dielectric withstanding voltage: 500 V
- Voltage rating: 125 V.

### MECHANICAL PERFORMANCE

- Mating cycles (durability): 100.

### OPERATING TEMPERATURE RANGE

- -40°C to +85°C

### PACKAGING

- Standard: Tubes

### PROCESSING INFORMATION


- The product will withstand exposure to 260°C peak temperature for 10 seconds in a wave solder application with a PCB

### REFERENCE INFORMATION

- Product drawing: 20021512
- Product specification: GS-12-629
- Packaging specification: GS-14-1420

### RoHs INFORMATION

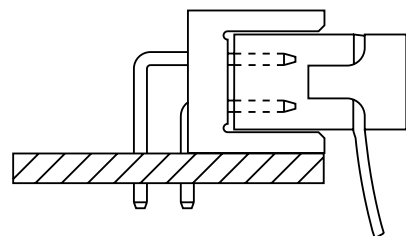
- This product is RoHs compatible according to the European Union Directive 2002/95/IEC



## MATING DATA

- Minitek 127™ IDC receptacle 26

## TYPICAL APPLICATIONS





# MINITEK 127™ Right Angle Through Hole IDC Headers

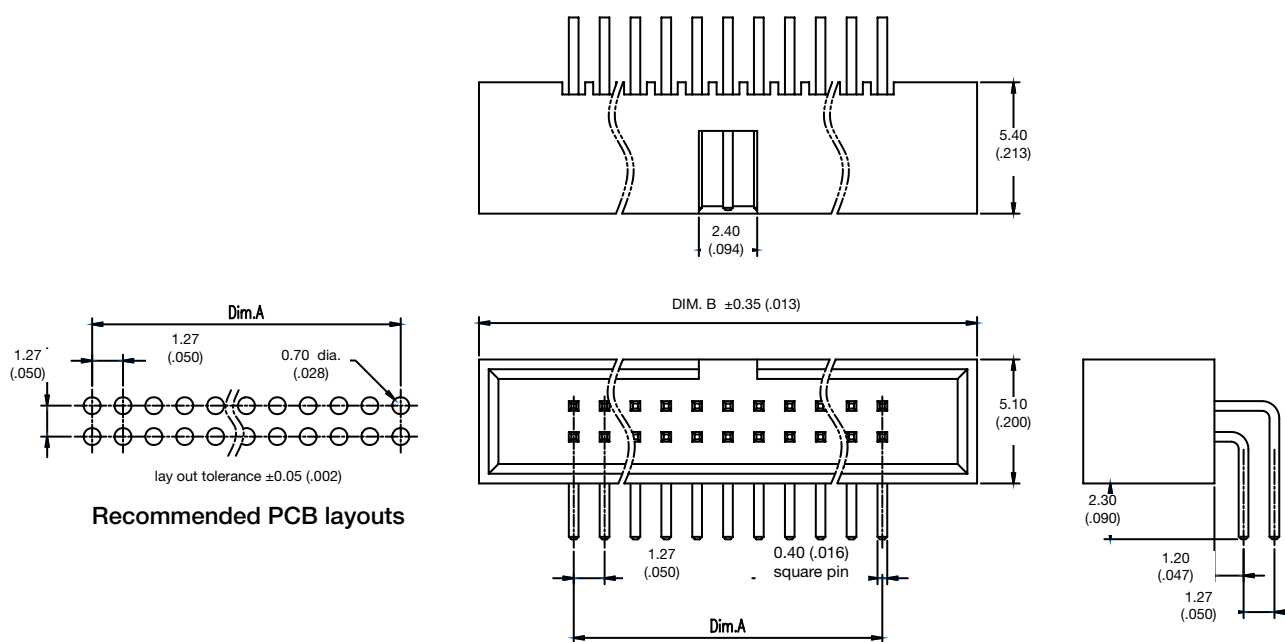
## PART NUMBERS



06, 10, 12, 14, 16, 20,  
26, 30, 34, 40, 44, 50,  
60, 64, 68, 80, A0

1 = Gold flash  
4 = 0.25µm (10µ") gold on contact  
8 = 0.76µm (30µ") gold on contact

## PRODUCT



Dimension : mm (inch)

## TECHNICAL DATA

### PHYSICAL

- Housing: High-temperature, black thermoplastic
- Flammability rating: UL 94 V-0
- Pin: Copper Alloy
- Plating: Gold over 1.0 μm (40μ") nickel

### ELECTRICAL PERFORMANCE

- Current rating: 1 A continuous
- Insulation resistance: 1 x 10<sup>2</sup> MΩ min.
- Contact resistance: 30 mΩ max.
- Dielectric withstanding voltage: 500 V
- Voltage rating: 125 V.

### MECHANICAL PERFORMANCE

- Mating cycles (durability): 100.

### OPERATING TEMPERATURE RANGE

- -40°C to +85°C

### PACKAGING

- Standard: Tubes

### PROCESSING INFORMATION

- The product will withstand exposure to 260°C peak temperature for 10 seconds in a wave solder application with a PCB

### REFERENCE INFORMATION

- Product drawing: 20021611
- Product specification: GS-12-629
- Packaging specification: GS-14-1420

### RoHs INFORMATION

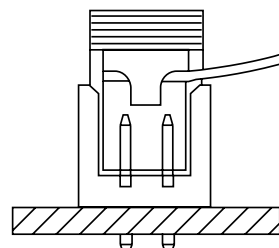
- This product is RoHs compatible according to the European Union Directive 2002/95/IEC



## MATING DATA

- Minitek 127™ IDC receptacle 26

## TYPICAL APPLICATIONS



# MINITEK 127™ Vertical Through Hole Eject Headers

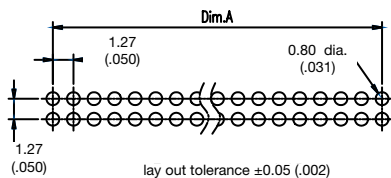
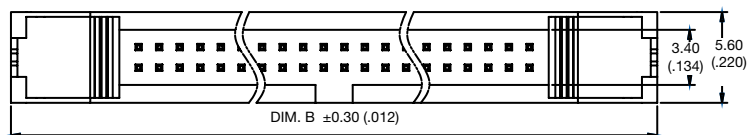
## PART NUMBERS



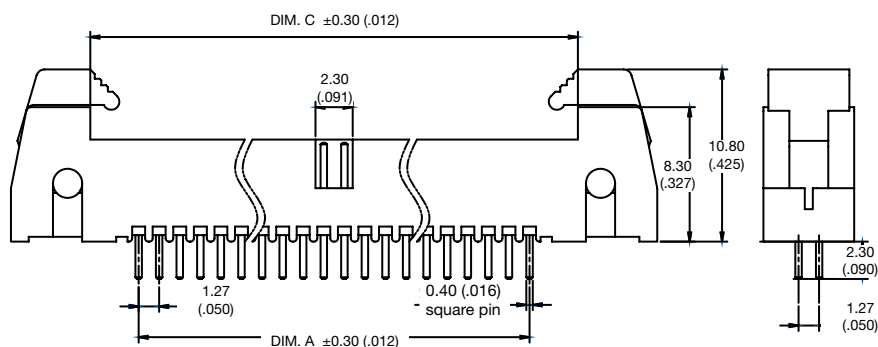
06, 10, 12, 14, 16, 20,  
26, 30, 34, 40, 44, 50,  
60, 64, 68, 80, A0

1 = Gold flash  
4 = 0.25µm (10µ") gold on contact  
8 = 0.76µm (30µ") gold on contact

## PRODUCT



Recommended PCB layouts



Dimension : mm (inch)

## TECHNICAL DATA

### PHYSICAL

- Housing: High-temperature, black thermoplastic
- Flammability rating: UL 94 V-0
- Pin: Copper Alloy
- Plating: Gold over 1.0 μm (40μ") nickel

### ELECTRICAL PERFORMANCE

- Current rating: 1 A continuous
- Insulation resistance: 1 x 10<sup>2</sup> MΩ min.
- Contact resistance: 30 mΩ max.
- Dielectric withstanding voltage: 500 V
- Voltage rating: 125 V.

### MECHANICAL PERFORMANCE

- Mating cycles (durability): 100.

### OPERATING TEMPERATURE RANGE

- -40°C to +85°C

### PACKAGING

- Standard: Tubes

### PROCESSING INFORMATION

- The product will withstand exposure to 260°C peak temperature for 10 seconds in a wave solder application with a PCB

### REFERENCE INFORMATION

- Product drawing: 20021612
- Product specification: GS-12-629
- Packaging specification: GS-14-1420

### RoHs INFORMATION

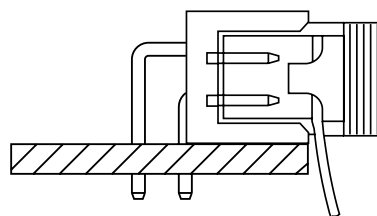
- This product is RoHs compatible according to the European Union Directive 2002/95/IEC



## MATING DATA

- Minitek 127™ IDC receptacle 26

## TYPICAL APPLICATIONS



# MINITEK 127™ Right Angle Through Hole Eject Headers

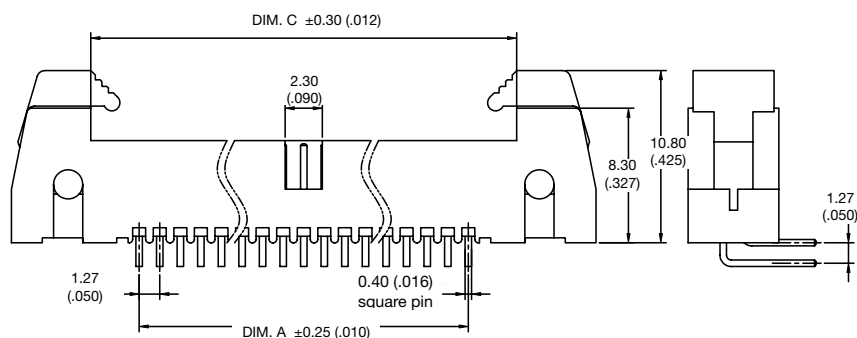
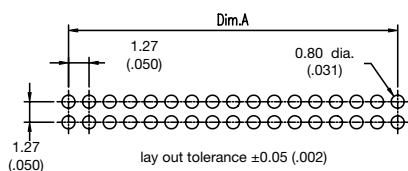
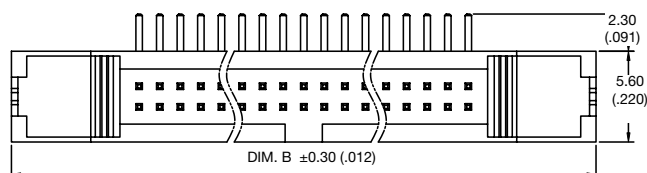
## PART NUMBERS



06, 10, 12, 14, 16, 20,  
26, 30, 34, 40, 44, 50,  
60, 64, 68, 80, A0

1 = Gold flash  
4 = 0.25µm (10µ") gold on contact  
8 = 0.76µm (30µ") gold on contact

## PRODUCT



Dimension : mm (inch)

## TECHNICAL DATA

### PHYSICAL

- Housing: High-temperature, black thermoplastic
- Flammability rating: UL 94 V-0
- Pin: Copper Alloy
- Plating: Gold over 1.0 μm (40μ") nickel

### ELECTRICAL PERFORMANCE

- Current rating: 1 A continuous
- Insulation resistance: 1 x 10<sup>2</sup> MΩ min.
- Contact resistance: 30 mΩ max.
- Dielectric withstanding voltage: 500 V
- Voltage rating: 125 V.

### MECHANICAL PERFORMANCE

- Mating cycles (durability): 100.

### OPERATING TEMPERATURE RANGE

- -40°C to +85°C

### PACKAGING

- Standard: Tape and reel plus pick-up cap

### PROCESSING INFORMATION

- The product will withstand exposure to 260°C peak temperature for 10 seconds in a wave solder application with a PCB

### REFERENCE INFORMATION

- Product drawing: 20021621
- Product specification: GS-12-629
- Packaging specification: GS-14-1420

### RoHs INFORMATION

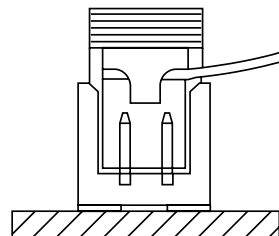
- This product is RoHs compatible according to the European Union Directive 2002/95/IEC



## MATING DATA

- Minitek 127™ IDC receptacle 26

## TYPICAL APPLICATIONS



# MINITEK 127™ Vertical SMT Eject Headers

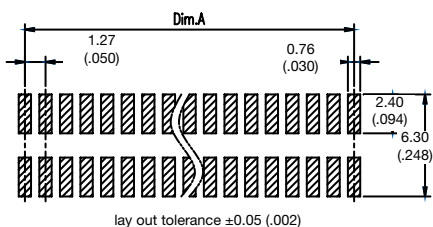
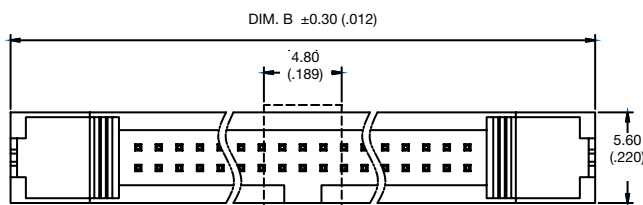
## PART NUMBERS



06, 10, 12, 14, 16, 20,  
26, 30, 34, 40, 44, 50,  
60, 64, 68, 80, A0

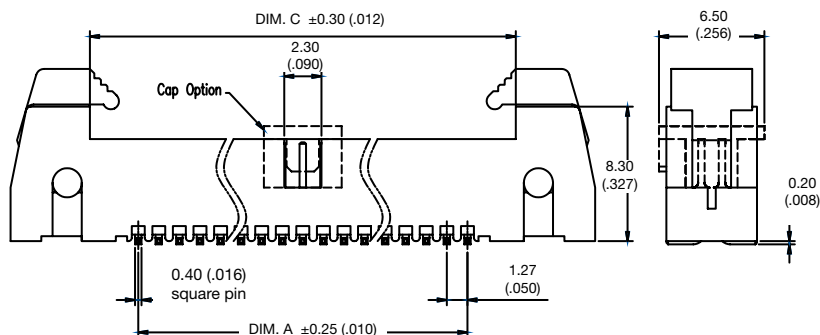
1 = Gold flash  
4 = 0.25µm (10µ") gold on contact  
8 = 0.76µm (30µ") gold on contact

## PRODUCT



Recommended PCB layouts

lay out tolerance ±0.05 (.002)



Dimension : mm (inch)







Lined area for notes.

A large rectangular area with a blue border and rounded corners, containing 25 horizontal blue lines for writing notes. The lines are evenly spaced and extend across the width of the box.

A large rectangular area with rounded corners, outlined in blue. It contains 25 horizontal blue lines, providing a space for writing notes.

For more information about e-catalog or FCI  
sales offices, headquarters, agents and local distributors,  
visit [www.fci.com](http://www.fci.com)



Americas - Phone: 1 (800) 237 2374  Europe - - Phone: 33 1 39 49 21 83  Asia/Pacific - Phone: 65 6549 6666

ELXM127CTLG0110EA4