

承认书 SPECIFICATION FOR APPROVAL

| | |
|-------------------------------|--|
| 客户名称： CUSTOMER: | 灿容 |
| 产品名称： PARTNAME: | 多层片式瓷介电容器 Multilayer Chip Ceramic Capacitor |
| 产品规格： SPECIFICATION: | TCC0603X7R104K500CTC TCC0603X7R104K500CTC |
| 承认书编号： APPROVAL SHEET NO.: | DRAAW108A/2-2023 DRAAW108A/2-2023 |
| 发出日期 ISSUED DATE: | 2023/5/31 2023/5/31 |

| 制造 | | |
|--------------|---------|----------|
| MANUFACTURER | | |
| 批准 | 审核 | 经办 |
| APPROVED | CHECKED | PREPARED |
| 梁俊 | 王彬彬 | 陈家锐 |

| 客户 | | |
|----------|---------|----------|
| CUSTOMER | | |
| 批准 | 审核 | 经办 |
| APPROVED | CHECKED | PREPARED |
| | | |

潮州三环（集团）股份有限公司

地址 1：中国广东省潮州市凤塘三环工业城(潮州总部)

地址 2：四川省南充市高坪区清溪街道南充三环集团三厂区（南充基地）

地址 3：广东省深圳市光明区光源五路汇业科技园（深圳基地）

总部电话：86-768-6855932

总部传真：86-768-6855921

网址：HTTP://WWW.CCTC.CC

电话(Tel): 86-768-6855949, 658923

E-mail:gyc@cctc.cc

传真(Fax): (768) 6855928, 6855921

Website:Http://www.cctc.cc

目录

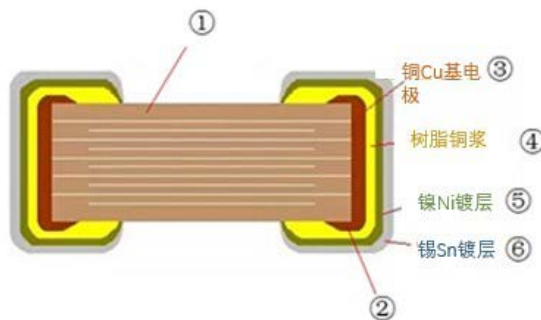
| | |
|--------------------|----|
| 1. 电容器及介质分类..... | 4 |
| 2. 产品结构..... | 4 |
| 3. 产品规格型号命名规则..... | 5 |
| 4. 产品尺寸..... | 5 |
| 5. 技术要求和测试条件..... | 6 |
| 6. 产品包装..... | 15 |
| 7. MLCC使用注意事项..... | 18 |

1. 电容器及介质分类 Types of Capacitor and Dielectric Material

※X7R：此类介质材料的电容器为II类电容器，具有较高的介电常数，容量比I类电容器高，具有较稳定的温度特性，适用于容量范围广，稳定性要求不高的电路中，如隔直、耦合、旁路、鉴频等电路中。

※ X7R: material is a kind of material has high dielectric constant. The capacitor made of this kind material is considered as Class II capacitor whose capacitance is higher than that of class I. These capacitors are classified as having a semi-stable temperature characteristic and used over a wide temperature range, such in these kinds of circuits, DC-blocking, decoupling, bypassing, frequency discriminating etc.

2. 产品结构 Product Frame



| 序号 | 名称 |
|----|--------|
| 1 | 陶瓷介质 |
| 2 | 内电极 |
| 3 | 铜Cu基电极 |
| 4 | 树脂铜浆 |
| 5 | 镍Ni镀层 |
| 6 | 锡Sn镀层 |

电话(Tel): 86-768-6855949, 658923

E-mail: gyc@cctc. cc

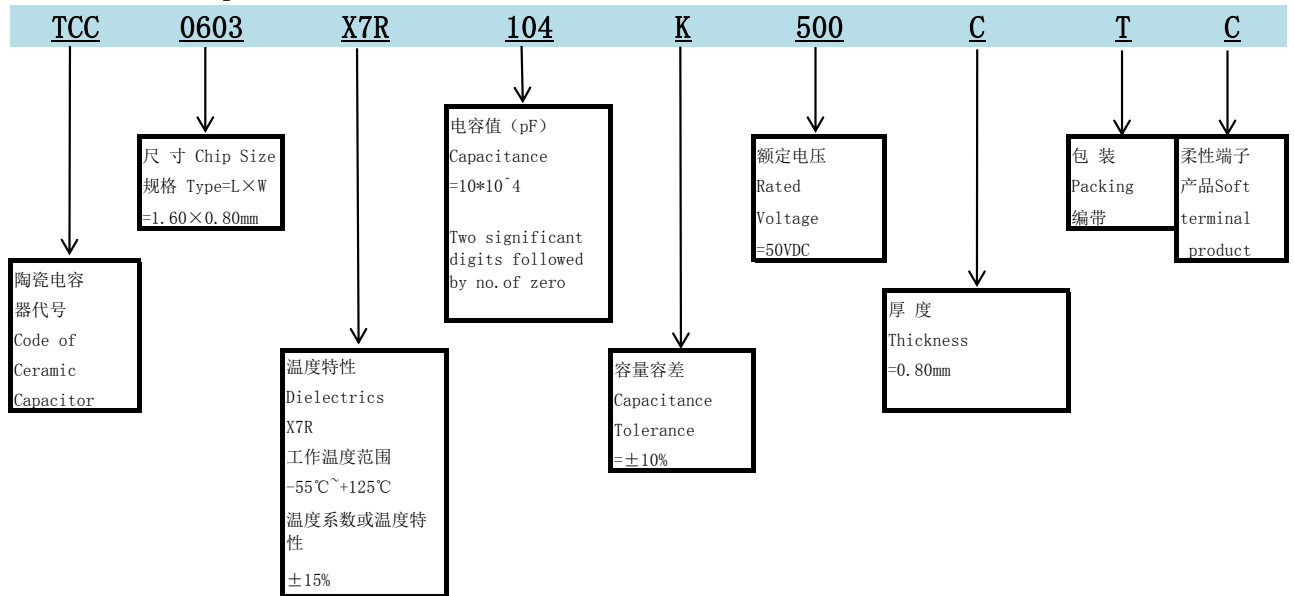
传真(Fax): (768) 6855928, 6855921

Website: Http://www. cctc. cc

3. 产品规格型号命名规则

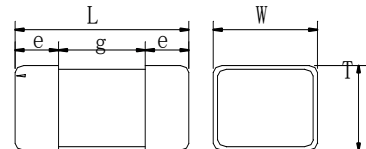
General Product Parts Numbering System

(例) (example)



4. 产品尺寸 Dimensions

规格: 0603
Chip Size: 0603



| 规格 | L | W | e | g min | T |
|------|-----------|-----------|---------|-------|-----------|
| Type | (mm) | (mm) | (mm) | (mm) | (mm) |
| 0603 | 1.60±0.20 | 0.80±0.20 | 0.2~0.6 | 0.50 | 0.80±0.20 |

电话(Tel): 86-768-6855949, 658923

E-mail: gyc@cctc.cc

传真(Fax): (768) 6855928, 6855921

Website: Http://www.cctc.cc

5. 技术要求和测试条件 Specification and Test Condition

5.1 外观 Appearance

| 类型 Dielectrics | 技术要求 Specification | 测试条件 Testing |
|-------------------|---|----------------------------|
| X7R | $l \leq 1/8L, w \leq 1/8W, t \leq 1/8T$ | 目视检查 Visual inspection. |

5.2 尺寸 Dimensions

| 类型 Dielectrics | 技术要求 Specification | 测试条件 Testing Condition |
|-------------------|--|--------------------------------------|
| X7R | 在要求的范围内 Within the specified dimensions | 用千分尺 Using calipers on micrometer |

5.3 容量 Capacitance

| 类型 Dielectrics | 技术要求 Specification | 测试条件 Testing Condition |
|-------------------|--|---------------------------------------|
| X7R | 在要求的容值容差范围内 Within the specified tolerance $90.00nF \sim 110.00nF$ | $1.0 \pm 0.2V_{rms}, 1KHz \pm 10\%$; |

备注：测试温度：25℃±3℃，测试湿度：<70%RH. 针对二类介质规格需去老化处理，条件：电容器在150℃热处理1小时，放置48h后进行测量。

5.4 损耗 Dissipation Factor

| 类型 Dielectrics | 技术要求 Specification | 测试条件 Testing Condition |
|-------------------|-----------------------|---------------------------------------|
| X7R | $DF \leq 5.0\%$ | $1.0 \pm 0.2V_{rms}, 1KHz \pm 10\%$; |

备注：测试温度：25℃±3℃，测试湿度：<70%RH. 针对二类介质规格需去老化处理，条件：电容器在150℃热处理1小时，放置48h后进行测量。

5.5 绝缘电阻 Insulation Resistance

| 类型 Dielectrics | 技术要求 Specification | 测试条件 Testing Condition |
|-----------------------------|-----------------------|--|
| X7R | $\geq 1G\Omega$ | 测试电压：50V； 充电时间：60±5秒； 温度：25℃； test voltage:50V； Charge Time:60±5sec； Temperture:25℃ |
| 备注：测试温度：25℃±3℃，测试湿度：<70%RH. | | |

5.6耐电压 Dielectric Strength

| 类型 Dielectrics | 额定电压范围 Rated voltage range | 耐电压性能测试方法 Measuring Method |
|-----------------------------|-------------------------------|--|
| X7R | UR=50V | 施加电压125VDC, 5秒, 最大电流不超过50mA； Force 125VDC for 5second. Max. current should not exceed 50 mA. |
| 备注：测试温度：25℃±3℃，测试湿度：<70%RH. | | |

5.7 静电容量温度特性 Temperature Coefficient of Capacitance

| 类型 Dielectrics | 技术要求 Specification | 测试条件 Testing Condition | |
|--|---|--|-------|
| X7R | 容量变化在±15%以内 Capacitance change within ±15% | 按系列温度顺序测试电容容量 | |
| | | Measure capacitance under follow table list temperature(°C): | |
| | | 在140~150℃预处理1小时，放置24小时后进行测量，测试电压1Vrms。 | |
| | | 步骤 STEP | X7R |
| | | 1 | 25±2 |
| | | 2 | -55±3 |
| | | 3 | 25±2 |
| 4 | 125±3 | | |
| 5 | 25±2 | | |
| X7R 与25℃时的电容容量相比较，电容容量在温度范围内的变化在要求的范围之内。 The ranges of capacitance change compared within the above 25℃ value over the temperature ranges shall be within the specified ranges. | | | |
| 备注1：测试温度：25℃±3℃，测试湿度：<70%RH. | | | |
| 备注2：0201/223及以上、0402/104及以上规格、0603/334及以上规格、0805/105及以上规格、1206/1210 225及以上规格，测试电压：0.1Vrms | | | |

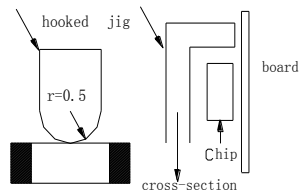
电话(Tel): 86-768-6855949, 658923

传真(Fax): (768) 6855928, 6855921

E-mail:gyc@cctc.cc

Website:Http://www.cctc.cc

5.8 附着力 Adhesion

| 类型 Dielectrics | 技术要求 Specification | 测试条件 Testing Condition |
|-------------------|--|---|
| X7R | 端电极无松动，也无其它不良现象 No removal of the terminations or other defect shall occur. | 施加6N的压力，并保持10±1秒 The pressurizing force shall be 6N and the duration of application shall be 10±1sec.  |

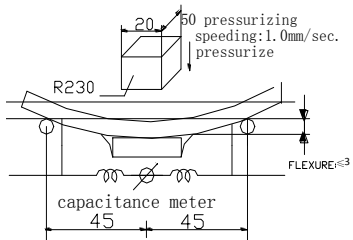
5.9可焊性 Solderability of Termination

| 类型 Dielectrics | 技术要求 Specification | 测试条件 Testing Condition |
|-------------------|--|---|
| X7R | 端电极挂锡面积不小于95%，针孔或粗糙面积小于5%。 95% min-coverage of both terminal electrodes and less than 5% have pin holes or rough spots. | 锡炉温度：245±5℃ 浸入时间：2±1秒 两侧端电极完全浸入焊锡炉 Solder temperature: 245±5℃ Dipping time: 2±1 seconds. Completely soak both terminal electrodes in solder. |

5.10 耐焊性 Resistance to leaching

| 类型 Dielectrics | 技术要求 Specification | 测试条件 Testing Condition |
|-------------------|---|---|
| X7R | 端电极挂锡面积不小于95%，针孔或粗糙面积小于5%，外观无开裂。 95% min. coverage of both terminal electrodes and less than 5% have pin holes or rough spots.No remarkable visual damage. | 预热：120℃~150℃/60秒 锡炉温度：270±5℃ 浸入时间：10±1秒 两侧端电极完全浸入焊锡炉 Solder temperature: 270±5℃ preheated: 120℃~150℃/60sec Dipping time: 10±1 seconds. Completely soak both terminal electrodes in solder. |

5.11 端电极结合强度 Bending

| 类型 Dielectrics | 技术要求 Specification | 测试条件 Testing Condition |
|-------------------|---|--|
| X7R | 无可见损伤；容量变化小于等于±10% No remarkable visual damage; Cp change ≤ ± 10%. | <p>将片状电容器安装在测试夹具上，按图所示方向以1.0mm/s的速率施加压力，弯曲3mm。</p> <p>Solder the capacitor on testing substrate and put it on testing stand. The middle part of substrate shall successively be pressurized by pressuring rod at a rate of about 1.0mm/sec. Until the deflection become means of the 3.0mm.</p>  |

5.12 耐焊接热 Resistance to Soldering Heat

| 类型 Dielectrics | 技术要求 Specification | 测试条件 Testing Condition |
|-------------------|--|--|
| X7R | <p>无明显可见损伤, 容量变化在±7.5%以内, DF满足产品初始值的要求, IR满足产品初始值的要求</p> <p>No remarkable visual damage, Cp change within ±7.5%. DF and IR meets initial standard value.</p> | <p>焊接温度: 270±5℃ 预热: 120~150℃ 60秒 浸入时间: 10±1秒 在室温下放置 48±4 小时以后测量 试验后在标准条件下恢复</p> <p>*高介电常数电容器的初始值测量 在140~150℃进行1小时的热处理后在室温下放置48±4小时 测量初始值</p> <p>Soldering temperature: 270±5℃ Preheating: 120~150℃ 60sec. Dipping time: 10±1 seconds. Measurement to be made after being kept at room temperature for 48±4hours.Recovery for the following period under the standard condition after test.</p> <p>*Initial measurement for high dielectric constant typePerform a heat treatment at 140~150℃ for 1hr and let sit for 48±4hrs at room temperature.Perform the initial measurement.</p> |

5.13 温度快速循环 Temperature Cycle

| 类型 Dielectrics | 技术要求 Specification | 测试条件 Testing Condition |
|-------------------|--|--|
| X7R | 无明显可见损伤，容量变化在±7.5%以内。 No remarkable visual damage.Cp change within ±7.5%. | 按下列步骤进行5次循环： To perform 5 cycles of the stated environment 步骤Step 温度 时间 1 下限类别温度+0/-3℃ 30min Min. operating Temp. +0/-3℃ 2 25℃ 2~3 min 3 上限类别温度+3/-0℃ 30 min Max. operating Temp. +3/-0℃ 4 25℃ 2~3 min 在室温下放置48±4小时以后测量。 *高介电常数电容器的初始值测量。 在140~150℃进行1小时的热处理后在室温下放置48±4小时测量初始值。 Measurement to be made after being kept at room temperature for 48±4hrs at room temperature, then measure. *Initial measurement for high dielectric constant type.Perform a heat treatment at 140~150℃ for 1hr and let sit for 48±4hrs at room temperature.Perform the initial measurement. |

5.14 稳态湿热 Moisture Resistance , steady state

| 类型 Dielectrics | 技术要求 Specification | 测试条件 Testing Condition |
|-------------------|---|---|
| X7R | 外观无明显可见损伤，容量变化在±12.5%以内，DF为初始值的2倍以下，IR:大于等于100MΩ Cp change within ± 12.5%. DF:Not more than 2 times of initial value, IR≥100MΩ | 测试温度：40±2℃ 湿度：90~95% RH 测试时间：500 ±12hrs 在室温下放置48±4小时以后测量 *高介电常数电容器的初始值测量在140~150℃进行1小时的热处理后在室温下放置48±4小时测量初始值。 Test temperature: 40±2℃ Humidity: 90~95% RH Testing time: 500 ±12hrs Measurement to be made after being kept at room temperature for 48±4hrs. *Initial measurement for high dielectric constant type.Perform a heat treatment at 140~150℃ for 1hr and let sit for 48±4hrs at room temperature.Perform the initial measurement. |

5.15 耐湿负荷 Damp heat with load

| 类型 Dielectrics | 技术要求 Specification | 测试条件 Testing Condition |
|---------------------------------|---|---|
| X7R | 外观无明显可见损伤,容量变化在±12.5%以内,DF为初始值的2倍以下。 IR: 大于等于50MΩ No remarkable visual damage, Cp change ≤ ±12.5%. DF: Not more than 2 times of initial value. IR ≥ 50MΩ | 测试温度: 40±2℃ 湿度: 90~95% RH 电压: 额定电压 测试时间: 500 ±12hrs 初始测量需在焊接后, 在室温下放置48 *高介电常数电容器的测量 在实验结束后, 需在150℃温度下, 保持1h后, 再放置48h后再测试电性能 Test temperature: 40±2℃ Humidity: 90~95% RH Voltage: 100% of the rated voltage Testing time: 500 ±12hrs After soldering, Measurement to be made after being kept at room temperature for 48±4hrs. *Measurement for high dielectric constant type. After experiment, product need to keep in 150℃、1h, and measurement to be made after being kept at room temperature for 48h. |
| 备注: 该项可靠性试验仅适用于常规产品, 不适用于中高压产品。 | | |

5.16 耐久性 Life Test

| 类型 Dielectrics | 技术要求 Specification | 测试条件 Testing Condition |
|---|--|--|
| X7R | 外观无明显可见损伤, 容量变化在±12.5%以内, DF为初始值的2倍以下。IR: 大于等于50MΩ No remarkable visual damage. Cp change ≤ ±12.5%. DF: Not more than 2 times of initial value. IR ≥ 50MΩ | 测试温度：上限类别温度±3℃ 1.5倍额定电压（*见备注） 测试时间：1000 小时 初始测量需在焊接后，在室温下放置48±4小时以后测量。 *高介电常数电容器的测量 在实验结束后，需在150℃温度下，保持1h后，再放置48h后再测试电性能 Test temperature: Max. Operating Temp. ±3℃ Voltage: 150% of the rated voltage（*Remarks） Testing time: 1000 hrs After soldering, Measurement to be made after being kept at room temperature for 48±4hrs. *Measurement for high dielectric constant type. After experiment, product need to keep in 150℃、1h, and Measurement to be made after being kept at room temperature for 48h. |
| 备注*1：Ur ≥ 100V都按照1倍额定电压。 备注*2：0201/104及以上规格、0402/104的25V及以上电压及容量、0603/105的25V及以上电压及容量、0805/225的25V及以上电压及容量、1206/475的25V及以上电压及容量、1210/225的25V及以上电压及容量，按照1倍额定电压测试。 | | |

电话(Tel): 86-768-6855949, 658923

传真(Fax): (768) 6855928, 6855921

E-mail: gyc@cctc.cc

Website: Http://www.cctc.cc

6. 产品包装 Packing

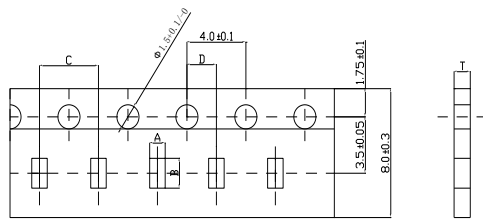
6.1 袋式散装 Bulk Packing

10000个/袋或按客户要求。Standard packing 10Kpcs/bag; others are according to customer request.

6.2 编带式包装 Tape Packing

| 规格 | 尺寸 Size (mm) | | | 编带数量(个/盘 pcs/reel) | |
|------|--------------|------|------|--------------------|-----------------|
| Type | 长度L | 宽度W | 厚度T | 纸带Paper Tape | 塑料带Plastic Tape |
| 0603 | 1.60 | 0.80 | 0.80 | 4000 | N/A |
| | - | - | - | - | - |

6.2.1 纸带尺寸 Dimensions of Packing Paper

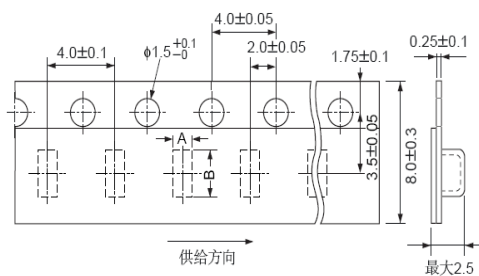


| Type | A | B | C | D | T |
|------|-----------|-----------|-----------|-----------|---------|
| 0105 | 0.23±0.03 | 0.43±0.03 | 1.00±0.10 | 1.00±0.05 | 0.3max |
| 0201 | 0.36±0.03 | 0.67±0.03 | 2.00±0.10 | 2.00±0.05 | 0.42max |
| 0402 | 0.65±0.10 | 1.15±0.10 | 2.00±0.05 | 2.00±0.05 | 0.8max |
| 0603 | 1.05±0.10 | 1.85±0.10 | 4.00±0.10 | 2.00±0.10 | 1.1max |
| 0805 | 1.55±0.15 | 2.30±0.15 | 4.00±0.10 | 2.00±0.10 | 1.1max |
| 1206 | 1.95±0.15 | 3.50±0.15 | 4.00±0.10 | 2.00±0.10 | 1.1max |

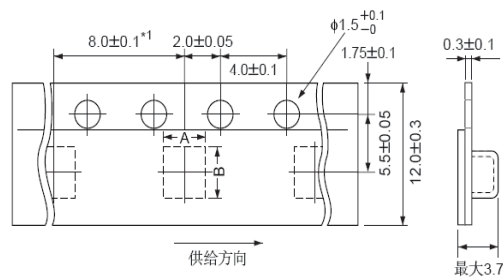
(单位unit:毫米mm)

6.2.2 塑料带尺寸 Dimensions of Embossed Packing

8mm宽，4mm间距编带



12mm宽，8mm/4mm间距编带



A: 1.45±0.20 B: 2.25±0.20 (0805) A: 1.95±0.20 B: 3.50±0.20 (1206)
A: 2.90±0.20 B: 3.60±0.20 (1210) A: 3.60±0.20 B: 4.90±0.20 (1812)

(单位unit:毫米mm)

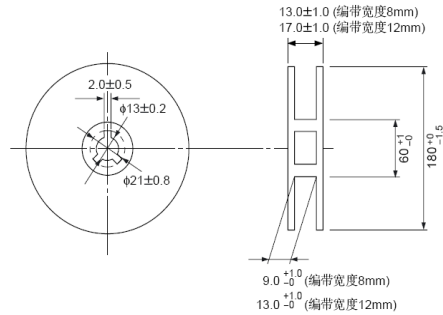
电话(Tel): 86-768-6855949, 658923

传真(Fax): (768) 6855928, 6855921

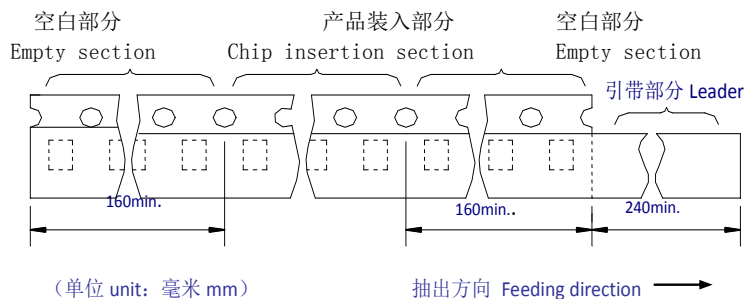
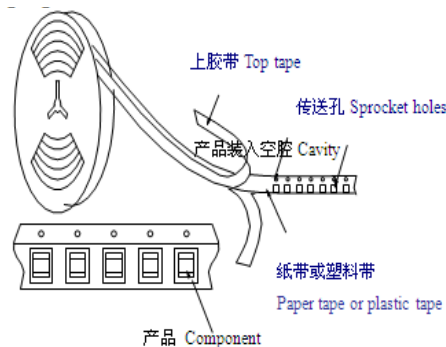
E-mail: gyc@cctc.cc

Website: Http://www.cctc.cc

6.2.3 编带盘尺寸 Dimensions of Reel



6.2.4 编带方式 Taping Figure



6.2.5 编带方法 Taping Method

- ① 包装电容器的编带是顺时针卷绕的，由上往下的方向拉出编带时，传送孔处于编带的右侧。
- ② 在编带的前端，至少留出5个间距的引出带。
- ③ 在编带时，必须按下图留出引出带部分或空白部分。
- ④ 在盘带的安装中的产品装错的数量每盘必须小于表示数量的0.1%或1个为限，不连续发生错误。
- ⑤ 上胶带和下胶带不应超出编带的边缘，不能挡住传送孔。
- ⑥ 传送孔的累计误差为10个间距： ± 0.3 毫米以内。
- ⑦ 上胶带的剥离力矩应在0.1至0.6牛顿以内，其方向如下图所示。

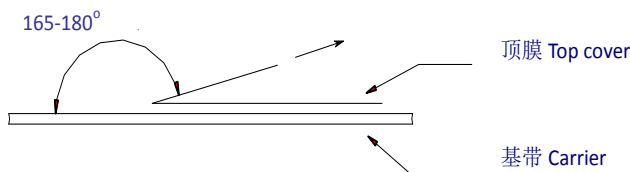
电话 (Tel): 86-768-6855949, 658923

传真 (Fax): (768) 6855928, 6855921


E-mail: gyc@cctc.cc

Website: Http://www.cctc.cc

- ① Tapes for capacitors are wound clockwise. The sprocket holes are to the right as the tape is pulled toward the user.
- ② The top tape and base tape are not attached at the end of the tape for a minimum of 5 pitches.
- ③ Part of the leader and part of the empty tape shall be attached to the end of the tape as follows.
- ④ Missing capacitors number within 0.1% of the number per reel or 1pc, whichever is greater, and are not continuous.
- ⑤ The top tape and bottom tape shall not protrude beyond the edges of the tape and shall not cover sprocket holes.
- ⑥ Cumulative tolerance of sprocket holes, 10 pitches: $\pm 0.3\text{mm}$.
- ⑦ Peeling off force: 0.1 to 0.6N in the direction shown down.



6.2.6 产品标签 Reel Label



标签内容 The Contents of Label

- (1)
- | | | | | | | | | |
|------------|-------------|------------|------------|----------|------------|----------|----------|----------|
| <u>TCC</u> | <u>0603</u> | <u>X7R</u> | <u>104</u> | <u>K</u> | <u>500</u> | <u>C</u> | <u>T</u> | <u>C</u> |
| ① | ② | ③ | ④ | ⑤ | ⑥ | ⑦ | ⑧ | ⑨ |

①陶瓷电容器代号Code of Ceramic Capacitor

②尺寸chip size, ③温度特性dielectrics, ④容量capacitance, ⑤容量容差tolerance,

⑥额定电压rated voltage, ⑦厚度thickness, ⑧包装packing, ⑨柔性端子产品Soft terminal product

(2) 产品批号Lot. No.: 7IG5V3948A

(3) 数量Qty: 4000pcs

(4) RoHS: GREEN PARTS 绿色物料

电话(Tel): 86-768-6855949, 658923

传真(Fax): (768) 6855928, 6855921

E-mail: gyc@cctc.cc

Website: Http://www.cctc.cc

再流焊接时推荐设计的尺寸（单位：mm）

Recommended land dimensions for reflow-soldering (unit: mm)

| 规格SIZE | | 0603 |
|---------|---|---------|
| 尺寸 (mm) | L | 1.6 |
| | W | 0.8 |
| A | | 0.6~0.8 |
| B | | 0.6~0.8 |
| C | | 0.6~0.8 |

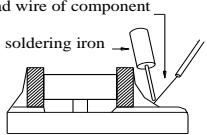
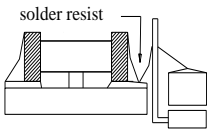
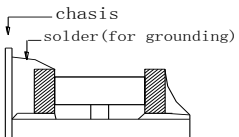
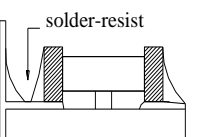
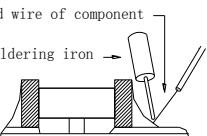
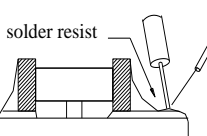
过量的焊锡会影响产品抵抗机械应力的能力，因此在设计图案时应引起注意。

Excess solder can affect the ability of chips to withstand mechanical stresses.

Therefore, please take proper precautions when designing land-patterns.

在应用中一些焊接好与坏的情况：

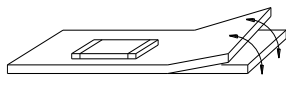
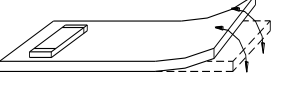
Examples of good and bad solder application.

| 项目Item | 不推荐结构Not recommended | 推荐结构Recommended |
|---|---|---|
| 片状元件和带引线的元件的混合焊接 Mixed mounting of SMD and leaded component |  |  |
| 靠近底座的焊接 Component placement close to the chassis |  |  |
| 在片状元件附近带引线元件的焊接 Hand-soldering of leaded components near mounted |  |  |

7.1.2 图案结构 Pattern configurations

下面是电容器安装好与坏的例子。选择贴装位置，应尽可能减小电路板在弯曲时受到的机械应力。

The following are examples of good and bad capacitor layout, SMD capacitors should be located to minimize any possible mechanical stresses from board warp or deflection..

| 项目Item | 不推荐结构Not recommended | 推荐结构Recommended |
|----------------------------------|---|---|
| 电路板弯曲 Deflection of the board |  |  |

对于电路板分拨的电容器，在分拨时受到的机械应力大小与电容器的安装有关。

下面推荐了一些好的设计。

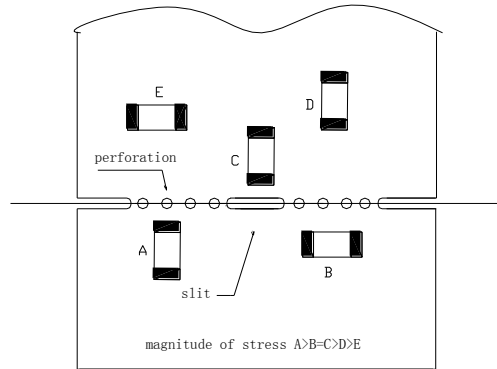
To layout the capacitors for the breakaway PC board, it should be noted that the amount of mechanical stresses given depending on capacitor layout. The example below shows recommendations for better design.

电话 (Tel): 86-768-6855949, 658923

传真 (Fax): (768) 6855928, 6855921

E-mail: gyc@cctc.cc

Website: Http://www.cctc.cc



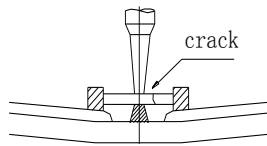
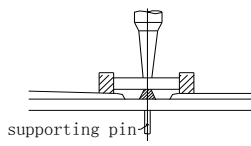
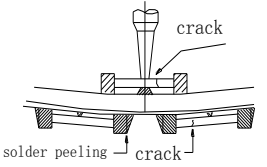
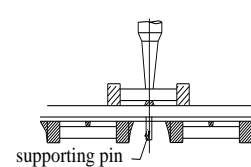
在沿着分拨线分拨电路板时，对产品施加的机械应力与使用的方法关系很大。分折电路板时片状元件受到的疲劳按照如下顺序增大：分折、剪切、V型槽、穿孔。因此，贴装时应该考虑电路板的分拨过程。

When breaking PC boards along their perforations, the amount of mechanical stress on the capacitors can vary according to the method used. The following methods are listed in order from least stressful to most stressful: push-back, silt, -grooving, and perforation. Thus, any ideal SMD capacitor layout must also consider the PCB splitting procedure.

7.2 自动贴装注意事项 Considerations for automatic placement

贴装机的调整 Adjustment of mounting machine

- ①. 产品在电路板贴装时，不应该受到过大的冲击。
- ②. 必须定期对吸头和定位爪进行检查、维修和更换。
- ①. Excessive impact load should not be imposed on the capacitors when mounting the PC boards.
- ②. The maintenance and inspection of the mounters should be conducted periodically.

| 项目Item | 不推荐结构Not recommended | 推荐结构Recommended |
|-------------------------------|---|---|
| 单面贴装 Single-sided mounting |  |  |
| 双面贴装 Double-sided mounting |  |  |

7.3 推荐焊接曲线 Recommended soldering profile

7.3.1 说明：

- ① 产品推荐使用回流焊接工艺；
- ② 大尺寸产品适用于回流焊接工艺。

Re:

- ①flow Soldering is recommended;
- ②flow soldering is suitable for bigger size MLCCs.

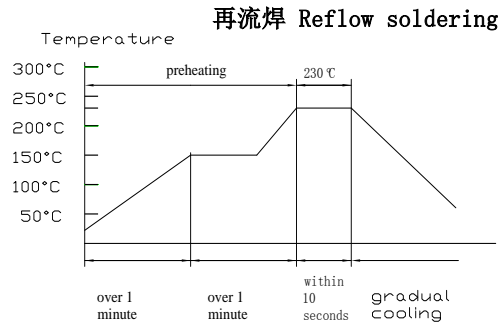
电话(Tel): 86-768-6855949, 658923

E-mail:gyc@cctc.cc

传真(Fax): (768) 6855928, 6855921

Website:Http://www.cctc.cc

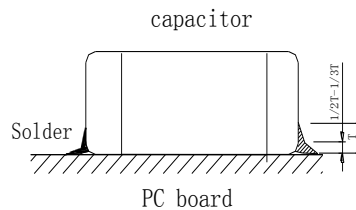
7.3.2 锡铅焊接曲线 Recommended Sn&Pb soldering profile



注意 Caution

①理想状况的焊锡高度为电容器厚度的1/3 ~1/2，如下图所示：

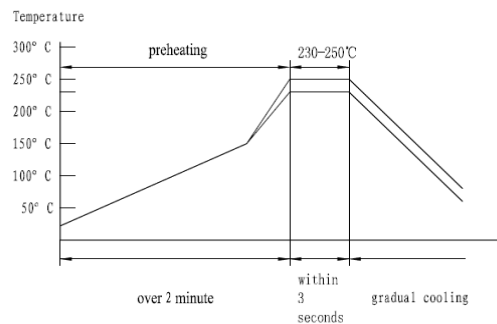
①The ideal condition is to have solder mass (fillet) controlled to 1/2 to 1/3of the thickness of the capacitor, as shown below:



②过长的焊接时间会影响端头的可焊性，焊接时间尽可能保持与推荐时间一致。

②Because excessive dwell times can detrimentally affect solderability, soldering duration should be kept as close to recommended times as possible.

波峰焊 Wave solder profile



注意Caution

①. 确保电容器充分预热。

②. 产品预热和焊接温度差不超过100~130°C。

③. 焊接后尽可能慢速冷却。

①.Make sure the capacitors are preheated sufficiently.

②.The temperature difference between the capacitor and melted solder should not be greater than 100 to 130°C.

③.Cooling after soldering should be gradual as possible.

电话 (Tel): 86-768-6855949, 658923

传真 (Fax): (768) 6855928, 6855921

E-mail: gyc@cctc. cc

Website: Http://www. cctc. cc

手工焊接 Hand soldering

条件:

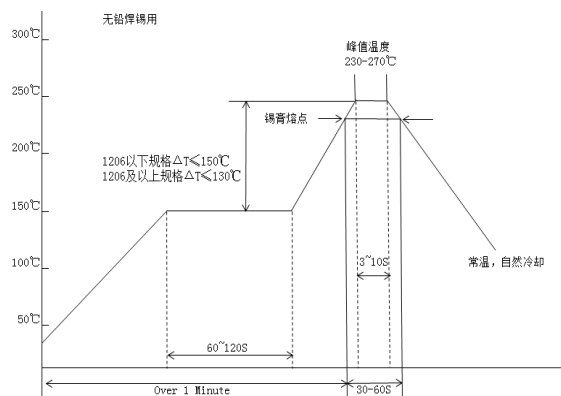
| 预热 | 烙铁头温度 | 烙铁功率 | 烙铁头直径 | 焊接时间 | 锡膏量 | 限制条件 |
|-----------------------------------|--------------------------|-------|-------|------|-----------------|-----------------|
| $\Delta \leq 130^{\circ}\text{C}$ | 最高 350°C | 最大20W | 建议1mm | 最长5s | $\leq 1/2$ 芯片厚度 | 请勿使用烙铁头直接接触陶瓷原件 |

注意 Caution

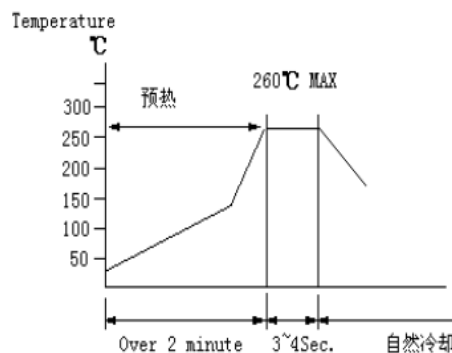
- ①. 用尖端最大直径1.0mm功率20W的焊接烙铁。
- ②. 焊接烙铁不要直接接触产品。
- ①. Use a 20w soldering iron with a maximum tip diameter of 1.0mm.
- ②. The soldering iron should not directly touch the capacitor.

7.3.3无铅焊接曲线 Recommended Pb-Free soldering profile

回流焊接 Reflow solder



波峰焊接 Wave solder profile



电话 (Tel): 86-768-6855949, 658923

E-mail: gyc@cctc.cc

传真 (Fax): (768) 6855928, 6855921

Website: Http://www.cctc.cc

7.4 分拨电路板 Handling

Breakaway PC boards (splitting along perforations)

- (1). 在电容器或其它贴装后，必须注意因电路板弯曲或变形带来的应力。
- (2). 分拨电路板时必须使用专用的夹具，不可以用手拨断。

(1).When splitting the PC board after mounting capacitors and other components, care is required so as not to give any stresses of deflection or twisting to the board.

- (2).Board separation should not be done manually, but by using the appropriate devices.

7.5保存 Storage

- (1). 在下列环境中保存产品：温度 5~40℃；湿度 ≤70% RH
- (2). 产品自生产之日保存期为一年，产品使用之前请勿拆开编带。
- (3). 编带拆开后，产品应在三个月内使用。
- (4). 高介电常数电容器（X7R, X5R, Y5V）的容值随时间会逐渐减小，所以在电路设计时应充分考虑这一现象。容值减小的电容器在150℃热处理1小时后容值会恢复到初试值。

(1). Keep the storage environment conditions as following: Temperature: 5~40℃; Humidity: ≤70% RH

- (2). Don' t open the tape until the parts are to be used, and store them within one year since the date printed on the reel.

(3). Use the chips within 3 months after the tape is opened.

(4). The capacitance value of high dielectric constant capacitors (X7R, X5R, Y5V) will gradually decrease with the passage of time, so this should be taken into consideration in the circuit design. If such a capacitance reduction occurs, a heat treatment of 150℃ for 1 hour will return the capacitance to its initial level.

7.6 环保申明 Environmental Declaration

- (1). 我司所有MLCC产品均符合RoHS 2.0标准；
 - (2). 我司所有MLCC产品均符合最新的REACH法规要求；
 - (3). 我司所有MLCC产品均符合HF要求。
- (1).All MLCC products of our comply with RoHS 2.0;
- (2).All MLCC products of our comply with the latest REACH regulations;
- (3).All MLCC products of our comply meet HF requirements.