


**Product Specification**

深圳臺華達科技有限公司

SHENZHEN THD Electronics Co., Ltd.



Product.No

**THD0529 – xxCL – GF**

**Pitch=0.50mm,H=2.1 mm FPC Connector (Front-Flip Lower Contact)**

A	Release
Rev.	Description

**Approved Signatures**

■Prepared By : JIM	■Date: 2021.05.22
■Checked By : JIM	■Date: 2021.05.22
■Approved By : PETE	■Date: 2021.05.24

## ■ Scope

This specification covers the 0.5 mm Pitch FPC Connector THD0529 series.

## ■ Ordering information

THD0529 - xx CL - GF

①                      ②                      ③                      ④

①	Series name : THD0529	④	Plating : GF= 1μ"~3μ" Gold Flash G3= 3μ" Gold over Nickel G5= 5μ" Gold over Nickel SN= Tin(Lead Free) over Nickel
②	Number of contacts : 4 TO 96		
③	Contact type : CL:Lower contact CU:Upper contact		

## ■ Rating

Item	Standard
Voltage Rating(Max.)	50V AC
Current Rating(Max.)	0.5A DC
Operating Temperature Range	-25°C ~ +85°C (Including terminal temperature rise)

## ■ Material

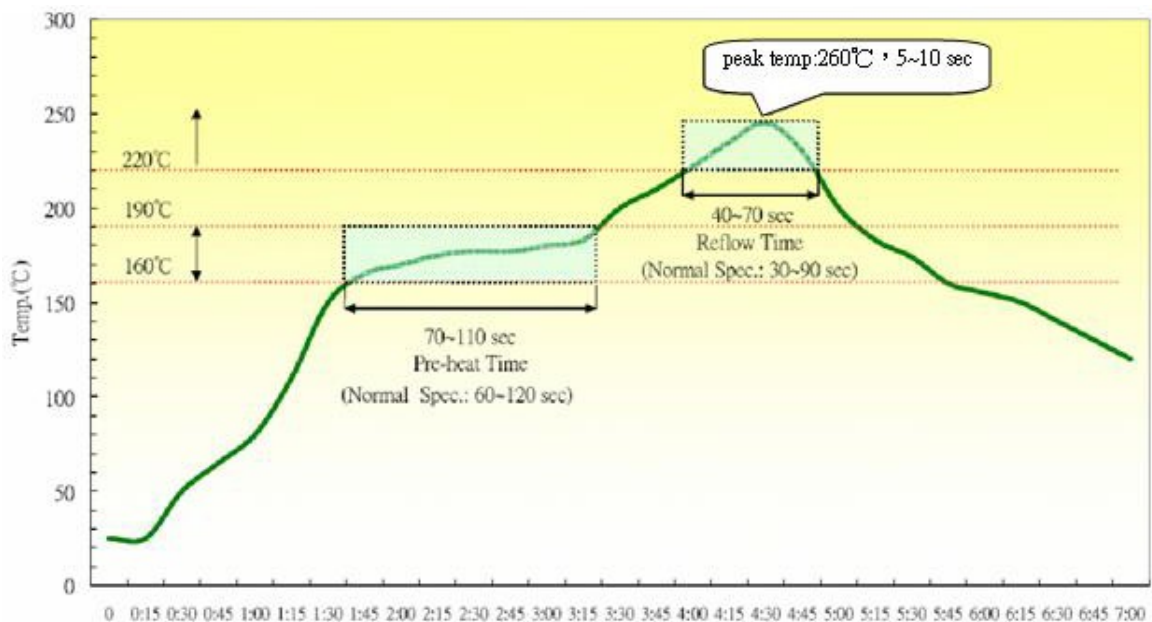
Housing	Actuator	Terminal	Solder pin	Plating
L.C.P (UL94V-0)	L.C.P (UL94V-0)	Copper alloy	Copper alloy	TIN over Nickel
Color : White	Color : Black			

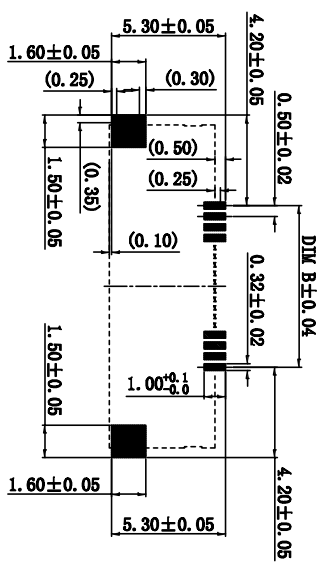
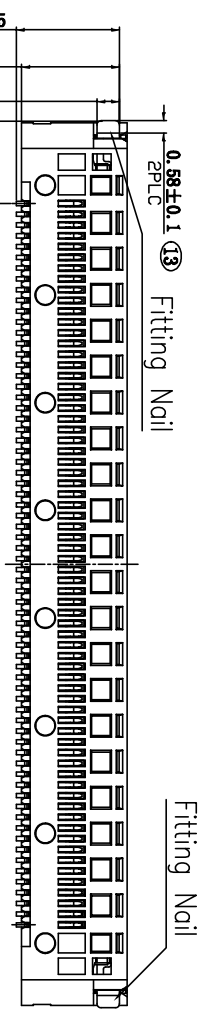
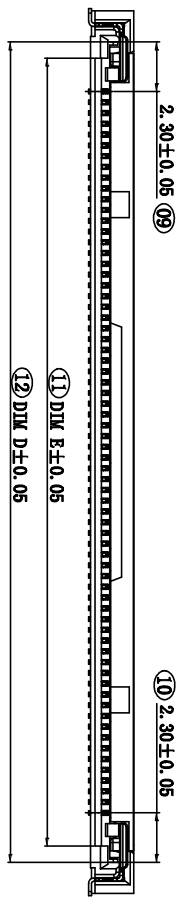
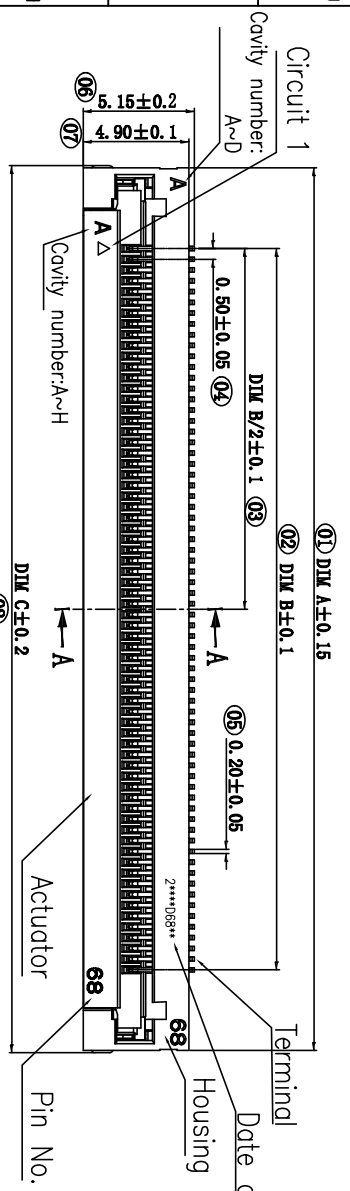
## ■ Performance

Item	Test Condition	Specification	
Contact Resistance	Mate applicable FPC and measure by dry circuit, 20mV Max, 10mA.	30 mΩ Max.	
Insulation Resistance	Mate applicable FPC and apply 500V DC between adjacent terminal or ground.	100 MΩ Min.	
Dielectric Strength	Mate applicable FPC, apply 250V AC(rms) for 1 minute between adjacent terminal or ground.	No Breakdown	
FPC Retention Force	Insert the actuator, pull the FPC at a rate of 25±3mm per minute.	Per pin x 0.045N Min.	
Terminal Retention Force	Apply axial pull out force at the rate of 25±3 mm/minute on the terminal assembled in the housing.	Per pin x 0.1Kgf {0.45N} Min.	
Vibration	Mate connectors and subject to the following vibration conditions, for period of 2 hours in each of 3 mutually perpendicular axes, passing DC 1mA during the test.  Amplitude : 1.5mm P-P Frequency : 10~55~10 Hz in 1 minute. Duration : 2 hours in each of X,Y,Z axes.	Appearance	No Damage
		Contact Resistance	100 mΩ Max.
		Discontinuity	1 μsec Max.
Shock	Mate applicable FPC and subject to the following shock conditions. 3 times of shocks shall be applied for each 6 directions along 3 mutually perpendicular axes, passing DC 1 mA current during the test.  Peak value : 490m/s <sup>2</sup> {50G}	Appearance	No Damage
		Contact Resistance	100 mΩ Max.
		Discontinuity	1 μsec Max.
Salt Spray	Mate applicable FPC and expose to the following salt mist conditions. Upon completion of the exposure period, salt deposits shall be removed by a gentle wash or dip in running water, after which the specified measurements shall be performed.  NaCl solution Concentration : 5 ± 1% Spray time : 24 ± 4 hours Ambient temperature : 35 ± 2°C	Appearance	No Damage
		Contact Resistance	100 mΩ Max.

Item	Test Condition	Specification	
Heat Resistance	Mate applicable FPC and expose to 85±2°C for 96 hours. Upon completion of the exposure period, the test specimens shall be conditioned at ambient room conditions for 1 to 2 hours, after which the specified measurements shall be performed.	Appearance	No Damage
		Contact Resistance	100 mΩ Max.
Cold Resistance	Mate applicable FPC and expose to -40±2°C for 96 hours. Upon completion of the exposure period, the test specimens shall be conditioned at ambient room conditions for 1 to 2 hours, after which the specified measurements shall be performed.	Appearance	No Damage
		Contact Resistance	100 mΩ Max.
Humidity	Mate applicable FPC and expose to 60 ± 2°C, relative humidity 90 to 95% for 96 hours. Upon completion of the exposure period, the test specimens shall be conditioned at ambient room conditions for 1 to 2 hours, after which the specified measurements shall be performed.	Appearance	No Damage
		Contact Resistance	100 mΩ Max.
		Dielectric Strength	No Breakdown
		Insulation Resistance	50 MΩ Min.
Temperature Rise	Mate applicable FPC and measure the temperature rise of contact when the maximum AC rated current is passed.	Temperature rise	30°C Max.
Temperature Cycling	Mate applicable FPC and subject to the following conditions for 5 cycles. Upon completion of the exposure period, the test specimens shall be conditioned at ambient room conditions for 1 to 2 hours, after which the specified measurements shall be performed. 1 cycle a) -55±3°C      30minutes b) +85±3°C      30minutes (Transit time shall be with in 3 minutes)	Appearance	No Damage
		Contact Resistance	100 mΩ Max.
Solderability	Tip of solder tails and fitting nails into the molten solder (held at 245±5°C) up to 0.1mm from the bottom of the housing for 3±0.5 seconds.	Solder Wetting	95% of immersed area must show no voids, pin holes.
Resistance to Soldering	When reflowing refer to Infrared reflow condition <u>Soldering iron method</u> 0.2mm from terminal tip and fitting nail tip. Soldering time : 5 seconds Max. Solder temperature : 370~400°C	Appearance	No Damage

### ■ Recommended Temperature Profile

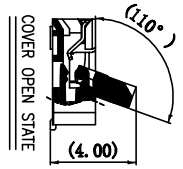
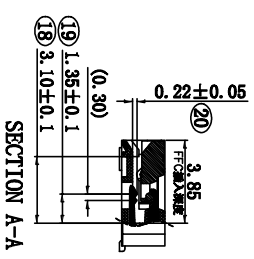
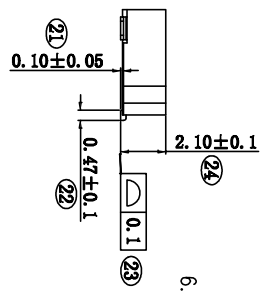




RECOMMENDED PCB PATTERN DIM.  
TOLERANCE : ±0.05

NOTES:

- 1.HOUSING: LCP HIGH-TEMP THERMOPLASTIC UL94V-0 COLOR:NATURE
- 2.ACTUATOR: LCP HIGH-TEMP THERMOPLASTIC UL94V-0 COLOR:BLACK
- 3.TERMINAL:PHOSPHOR BRONZE  
PLATING:1" GOLD FLASH OR 100~150μ" TIN(LEAD FREE)  
OVERALL 50~100μ" NICKEL UNDER PLATED.
- 4.FITTING NAIL:PHOSPHOR BRONZE  
PLATING:100~150μ" TIN(LEAD FREE)  
OVERALL 50~100μ" NICKEL UNDER PLATED.
- 5.SPECIFICATION:  
CURRENT RATING: 0.5A 50V AC/DC  
CONTACT RESISTANCE: 30mΩ MAX  
INSULATION RESISTANCE: 100MΩ AT 500V DC  
OPERATING TEMPERATURE RANGE: -40°C~85°C  
WITHSTANDING VOLTANG: 500V AC/minute
- 6.CODING INFORMATION: THD0529-xxCL-GF



NO. of contacts	Dimensions				
	A.	B.	C.	D.	E.
40	27.00	19.50	27.30	24.10	22.66
50	32.00	24.50	32.30	29.10	27.66
60	37.00	29.50	37.30	34.10	32.66
68	41.00	33.50	41.30	38.10	36.66
80	47.00	39.50	47.30	44.10	42.66
96	55.00	47.50	55.30	52.10	50.66

**CUSTOMER**  
SHENZHENSHI THD TECHNOLOGY CO., LTD.

**THD0529-xxCL-GF**

GENERAL TOLERANCE UNLESS OTHERWISE SPECIFIED  
OTHERWISE SPECIFIED

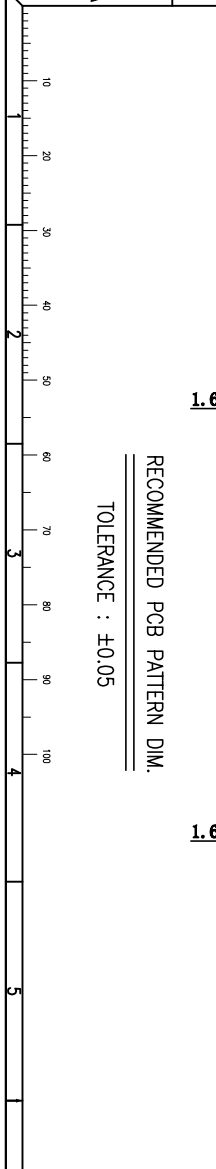
DRAWN: KAVIN 2021.04.16  
CHECKED: 胡文 2021.04.16  
APPROVED: 黄德进 2021.04.16

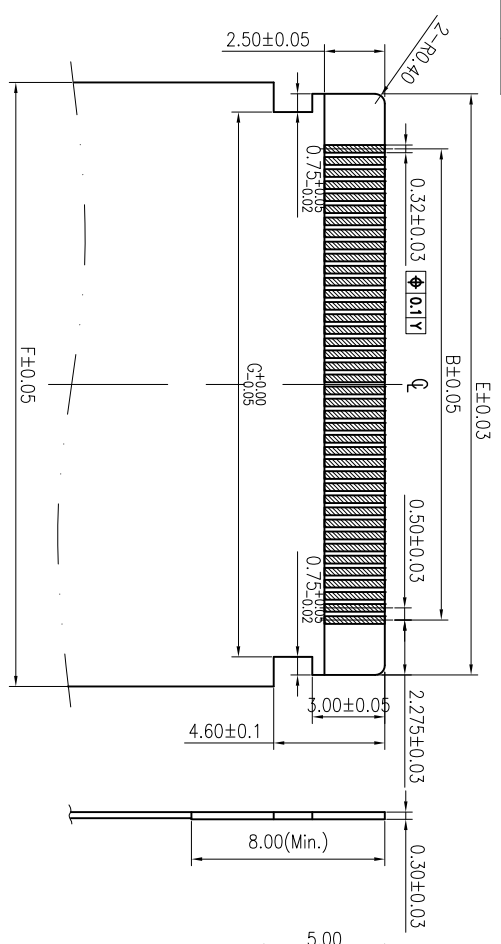
TITLE: LOWER CONTACT R/A SMT CONN.  
(current version:zhongzhong)

PART NO. SHEET: 1/2 UNIT: mm SCALE: 1:1 SIZE: A4 REV: X2

REV. REVISIONS CHK DATE

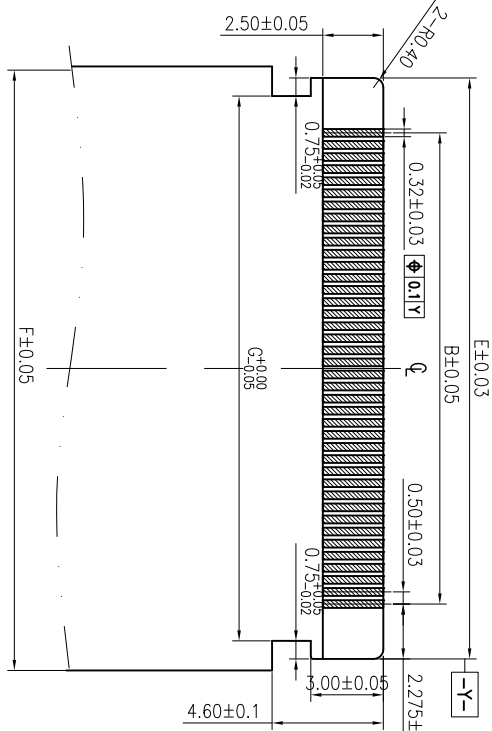
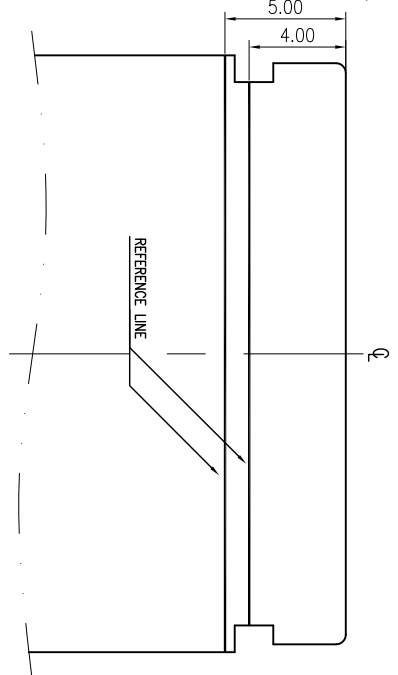
REV. 1 尺寸修改 Kavin 08.09.22





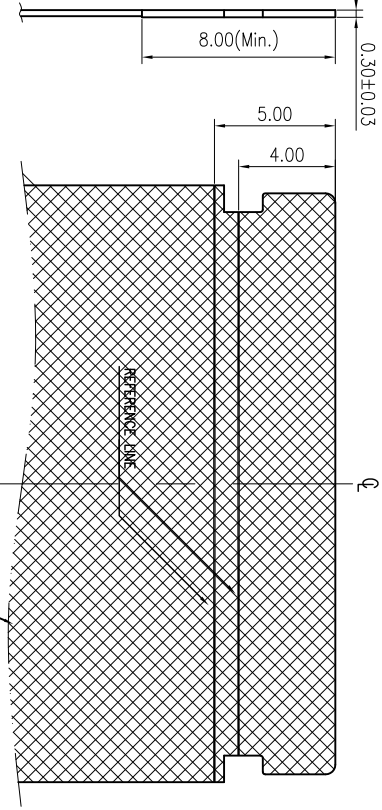
APPLICABLE FPC/FCC

蓝白裸线 (不接地)



APPLICABLE FPC/FCC

一体补强板铝箱FPC线



一体补强板铝箱FPC线

NO. of contacts	Dimensions			
	B.	E.	F.	G.
40	19.50	24.05	25.00	22.55
50	24.50	29.05	30.00	27.55
60	29.50	34.05	35.00	32.55
68	33.50	38.05	39.00	36.55
80	39.50	44.05	45.00	42.55
96	47.50	52.05	53.00	50.55

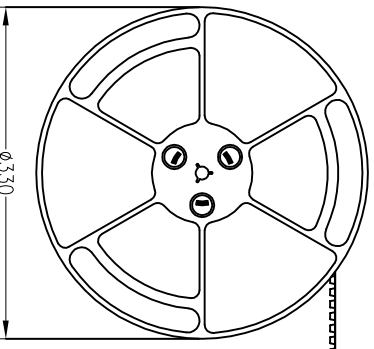
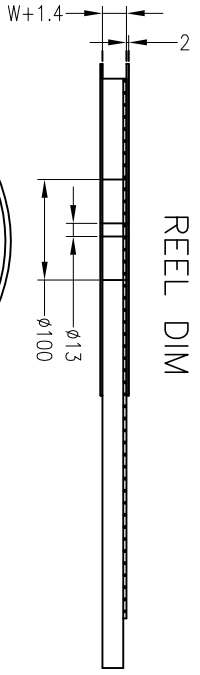
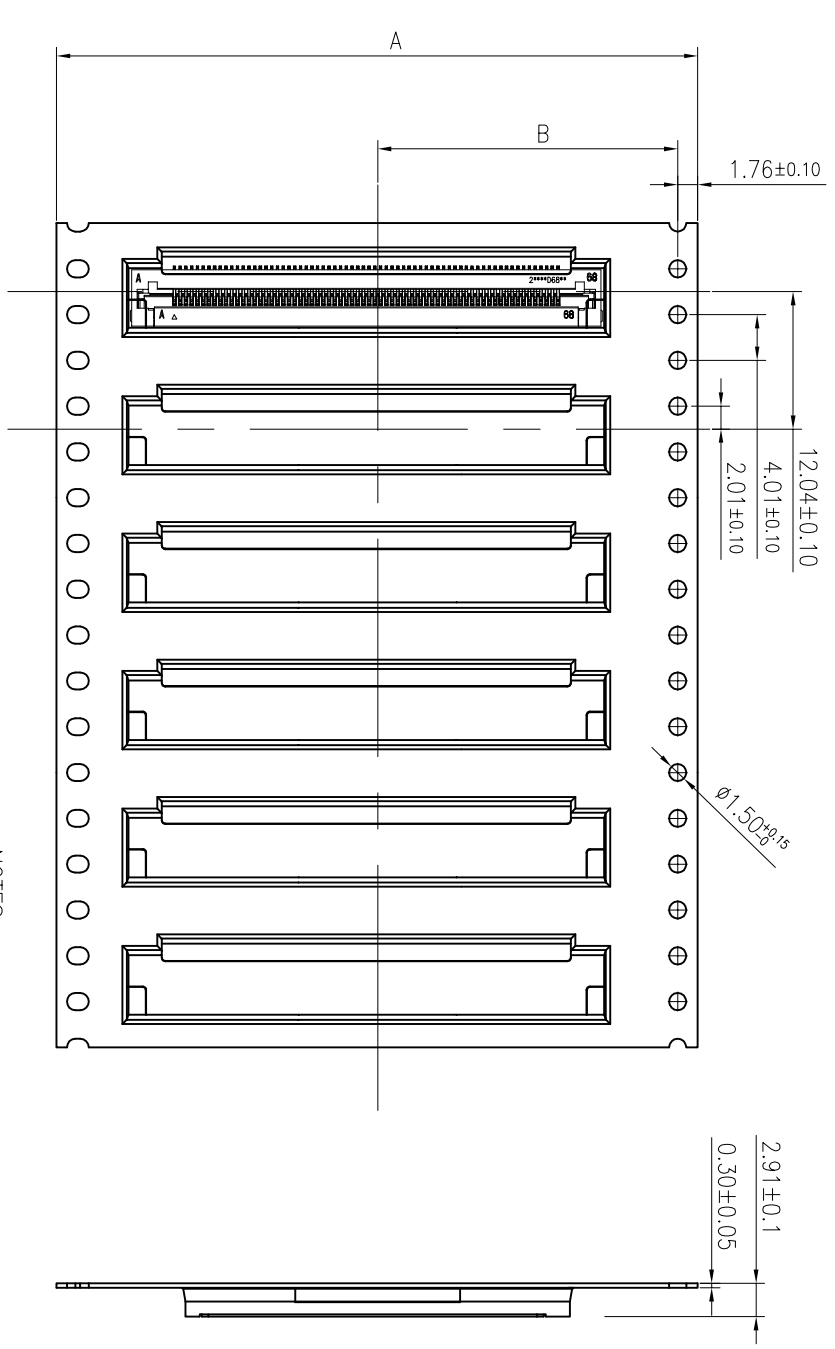
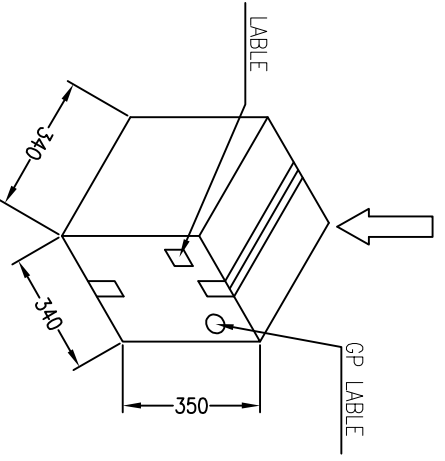
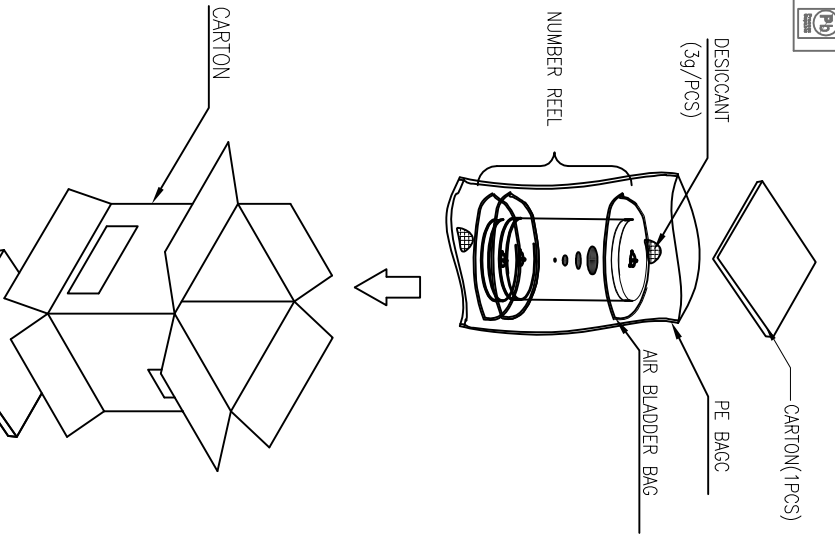
CUSTOMER

SHENZHENSHI THD TECHNOLOGY CO., LTD.  
深圳市臺華達科技有限公司

GENERAL TOLERANCE UNLESS OTHERWISE SPECIFIED  
OTHERWISE SPECIFIED  
XX ±0.25  
XXX ±0.20  
XXXX ±0.15  
ANG. ±2

REV.	REVISIONS	CHK.	DATE
1	尺寸修改	Kavin	08.09.22

DRW: 康观长  
CHECKED: 2021.04.16  
PART NO. THD0529-xxCl-GF  
TITLE: LOWER CONTACT R/A SMT CONN.  
(narrow version/lengthen)  
SHEET: 2/2  
UNIT: mm  
SCALE: 1:1  
SIZE: A4  
REV: X2



- NOTES:
1. Component load per 13" reel: 2000 pcs
  2. Material: white conductive polystyrene alloy.
  3. Thickness: 0.3±0.05mm
  4. All dimensions meet EIA-481-C requirements

No. of Contacts	DIM		REEL (CARTON)	SUM(PCS)
	A	B		
THD0529-40~49pin	44	20.25	6	12000
THD0529-50~80pin	56	56.2	5	10000
THD0529~96pin	72	26.2	4	8000

<b>CUSTOMER</b>  SHENZHENSHI THD ELECTRONICS CO., LTD.		DRAWN: KOVIN CHECKED: 2021.04.16 APPROVED: 2021.04.16 SHEET: 1/1	
GENERAL TOLERANCE UNLESS OTHERWISE SPECIFIED XX ±0.25 XXX ±0.20 XXXX ±0.10 ANG. ±3°		PART NO. THD0529-XXCL-GF TITLE: 0.5 PITCH 2.1H FPC CONN. (narrow version&lengthen) SCALE: 1:1 SIZE: A4 REV: A	
REV.	REVISIONS	CHK	DATE

前卷至16PCS