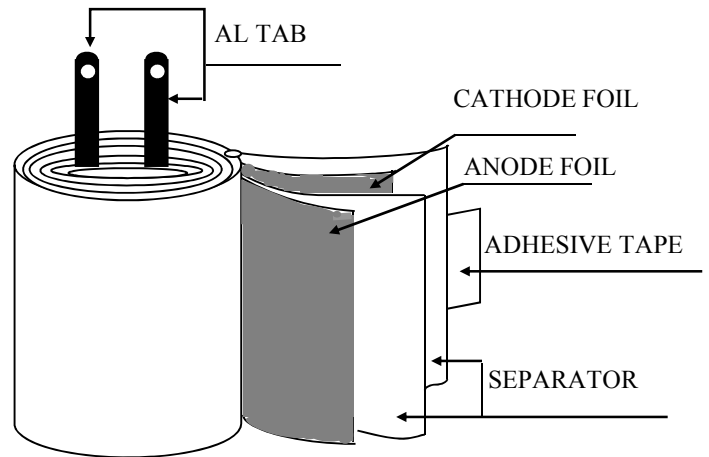
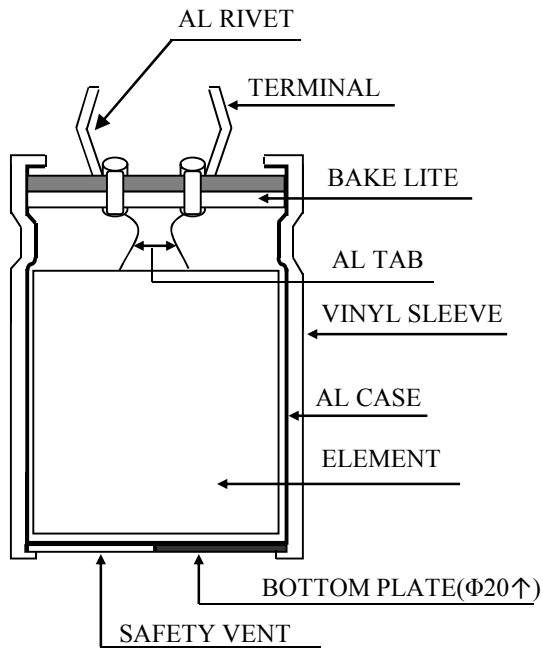


KNSCHA Snap-in Type Aluminum Electrolytic Capacitors

STRUCTURE and MATERIALS




LARGE SIZED TYPE CAPACITORS COMPONENT

PART NAME	MATERIALS
AL RIVET	ALUMINUM 99.9%
TERMINAL	SPCC
BAKE LITE	RUBBER+PAPER LAMINATE
AL TAB	ALUMINUM 99.9% OVER
SLEEVE	INK
	P.E.T (Polyethylene Terephthalate Resin)
AL CASE	ALUMINUM 99.5%
ANODE FOIL	FORMED ALUMINUM 99.9% OVER
CATHODE FOIL	FORMED ALUMINUM 98.4% OVER
SEPARATOR	INSULATION PAPER
ADHESIVE TAPE	POLY PROPYLENE FILM

SLX Series

FEATURES

- Snap-in type, 85°C 2000 hours standard product.
- Suitable for filter circuit of home appliance, e.g. TV set, audio etc.
- RoHS Compliance
- 基板自立 85°C 2000小时标准品。
- 适用于家电产品输入/输出电源的滤波回路，如电视机、音响等。



SPECIFICATIONS

Items 项目	Characteristics 特性							
Capacitance Tolerance 静电容量误差	± 20%(120Hz,20°C)							
Operating Temperature Range 适用温度范围	-40 ~ +85°C				-25 ~ +85°C			
Rated Voltage Range 额定电压范围	10 ~ 100VDC				160 ~ 500VDC			
Leakage Current 泄漏电流	$I \leq 3\sqrt{CV}$ (µA) (After 5 minutes application of DC rated voltage, at 20 °C)							
Dissipation Factor 散逸因素(tan δ)	Measurement Frequency: 120Hz. Temperature: 20°C							
	Rated Voltage(V)	10	16	25	35	50~80	100~250	350~500
	tan δ(Max)	0.50	0.40	0.35	0.30	0.25	0.20	0.25
When nominal capacitance over 1000µF, tanδ shall be added 0.01 to the listed value with increase of every 1000µF.								
Low Temperature Stability 低温特性	Measurement Frequency: 120Hz.							
	Rated Voltage(V)	10~100		160~250		350~500		
	Z(-25°C)/Z(20°C)	4		4		8		
Impedance Ratio(Max) 阻抗比率(最大值)	Z(-40°C)/Z(20°C)		12		15		-	
Load Life 负荷寿命	2000hours,with application of rated voltage at 85°C							
	Capacitance Change	Within ± 20% of Initial Value						
	tan δ	200% or less of Initial Specified Value						
	Leakage Current	Initial Specified Value or less						
Shelf Life 放置寿命	The following specifications shall be satisfied when the capacitors are restored to 20°C after exposing them for 1,000 hours 85°C without voltage applied. Before the measurement, the capacitor shall be preconditioned by applying voltage according to them 4.1 of JIS C5101-4.							
	Capacitance Change	Within ± 20% of Initial Value						
	tan δ	150% or less of Initial Specified Value						
	Leakage Current	Initial Specified Value or less						
Standards 参照标准	JIS C 5101-4 (IEC 60384)							

Frequency Coefficient of Permissible Ripple Current

Rated Voltage (V)	Frequency (Hz)			
	50	120	1K	≥ 10K
10 ~ 100	0.88	1.00	1.15	1.15
160 ~ 250	0.85	1.00	1.15	1.20
350 ~ 500	0.88	1.00	1.10	1.15

The endurance of capacitors is reduced with internal heating produced by ripple current at the rate of halving the lifetime with every 5°C rise. When long life performance is required in actual use , the rms ripple current has to be reduced.

