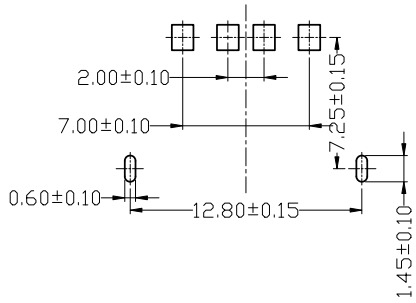
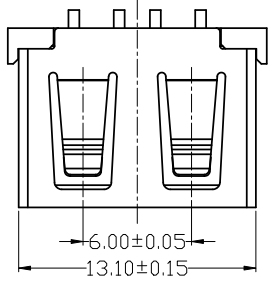
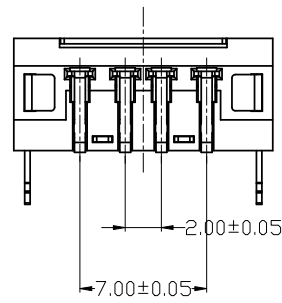
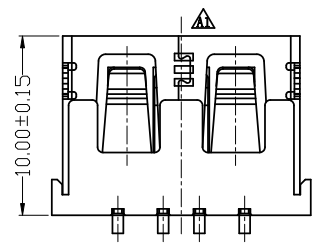
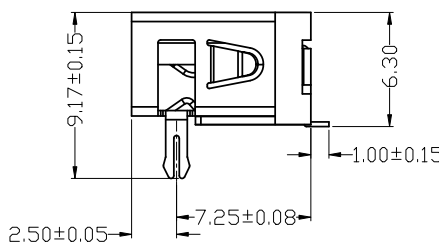
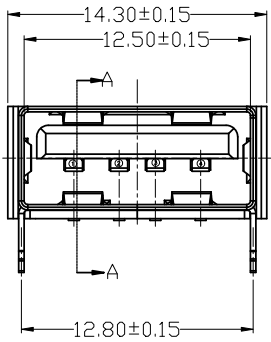
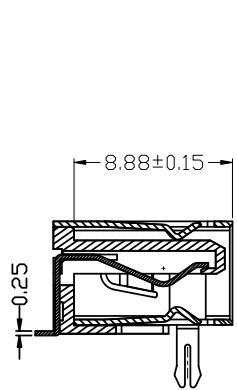


目錄 MAPX	設变内容 MODIFICATION	日期 DATE



FRONT EDGE OF CONNECTOR  
PCB LAYOUT



电气特性:Electrical:

1. 额定电流: Current Rating  
1.5A/contact terminal
2. 额定电压: Voltage Rating  
30V DC
3. 接触阻抗: Contact Resistance  
30 milliohms MAX
4. 耐电压: Dielectric Withstanding Voitage:  
500 V AC AT Sea Level
5. 绝缘阻抗: Insulation Resistance:  
1000MEGA ohms MIN

物理性能: Mechanical:

1. 插拔力: Connector Mate and Unmate Force  
Mate force: 3.57kgf (MAX)  
Unmate force: 1.02kgf (MIN)
2. 端子保持力: Terminal Retention  
1.2kgf (MIN)
3. 寿命: 1500次

原材料: Material:

1. 塑胶: Housing: LCP BK
2. 端子: Contact: Copper Alloy C2680
3. 外壳: Shell: SPCC

电镀: Finish:

1. 端子 Contact: Au 0.7u" Plated on contact area  
Tin50u" Plated on solder area  
Nickel 50u" Plated underplating over all.
2. 外壳 Shell: Nickel 50u" Min plating over all.

SECTION A-A

产品图  
PRODUCT CHART DWG

深圳市精拓金电子有限公司

Pin NUMBER	SIGNAL NAME
1	VBUS
2	D-
3	D+
4	GND

公差一览表 TOLERANCE UNLESS OTHERWISE			
X.	±0.25	X'	±5'
.X	±0.20	.X'	±2'
.XX	±0.15	.XX'	±1'
.XXX	±0.10	.XXX'	±0.5'

单位 UNITS	MM	制图 DRAWING	林属升	产品料号 PRODUCT PART NO.	910-161A2021S10100
比例 SCALE	1:1	审核 CHKD	郭志富	产品名称 PRODUCT NO.	AF10.0C款前两脚无边铁壳LCP 黑胶6.2SMT
日期 DATE	2015/10/20	核准 APPD	黄国荣	角法 VIEW	⊕ ⊖
				版本 VER	A0