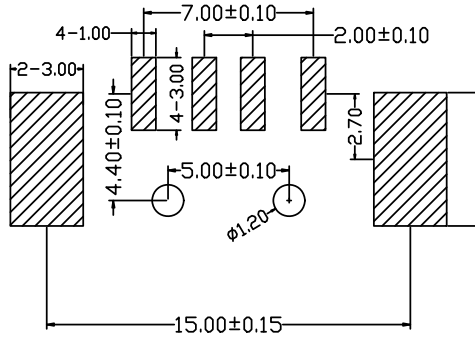
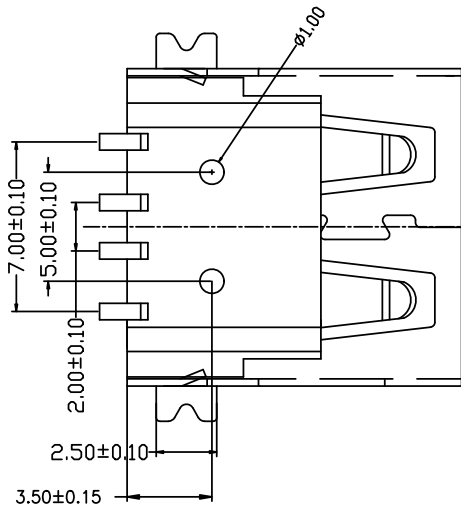
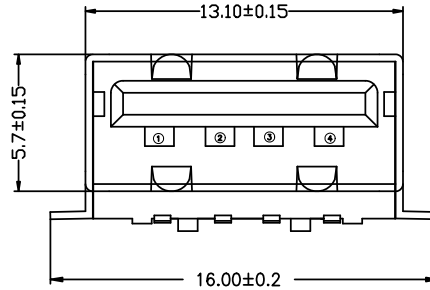
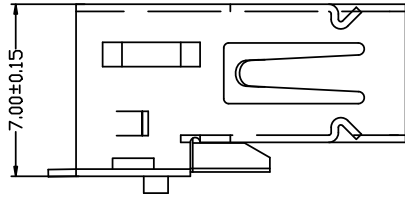


目錄 MAPX	設變內容 MODIFICATION	日期 DATE



PCB LAYOUT

电气特性:Electrical:

1. 额定电流: Current Rating
1.5A/contact terminal
2. 额定电压: Voltage Rating
30V DC
3. 接触阻抗: Contact Resistance
30 milliohms MAX
4. 耐电压: Dielectric Withstanding Voltage:
500 V AC AT Sea Level
5. 绝缘阻抗: Insulation Resistance:
1000MEGA ohms MIN

物理性能: Mechanical:

1. 插拔力: Connector Mate and Unmate Force
Mate force: 3.57kgf (MAX)
Unmate force: 0.7kgf (MIN)
2. 端子保持力: Terminal Retention
1.2kgf (MIN)
3. 寿命: 1500次

原材料: Material:

1. 塑胶: Housing: LCP BK
 2. 端子: Contact: Copper Alloy C2680
 3. 外壳: Shell: SPCC
- 电镀: Finish:
1. 端子 Contact: Au 0.7u" Plated on contact area
Tin50u" Plated on solder area
Nickel 50u" Plated underplating over all.
 2. 外壳 Shell: Nickel 50u" Min plating over all.

产品图

PRODUCT CHART DWG

深圳市精拓金电子有限公司

Pin NUMBER	SIGNAL NAME
1	VBUS
2	D-
3	D+
4	GND

公差一览表			
TOLERANCE UNLESS OTHERWISE			
X.	±0.25	X'	±5°
.X	±0.20	.X'	±2°
.XX	±0.15	.XX'	±1°
.XXX	±0.10	.XXX'	±0.5°

单位 UNITS	MM	制图 DRAWING	林周升	产品料号 PRODUCT PART NO.	904-241A2021S10100
比例 SCALE	1:1	审核 CHKD	郭志富	产品名称 PRODUCT NO.	AF鱼叉脚贴板无边内弹铁壳LCP黑胶1.0柱
日期 DATE	2015/10/20	核准 APPD	黄国荣	角法 VIEW	版本 VER