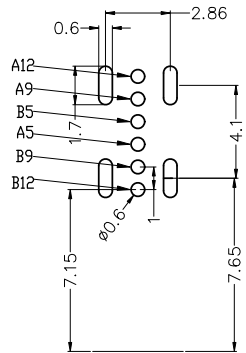
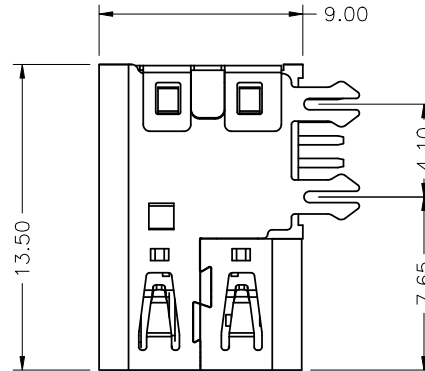
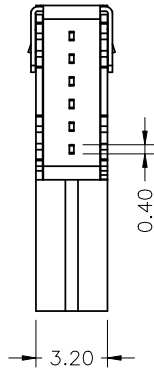
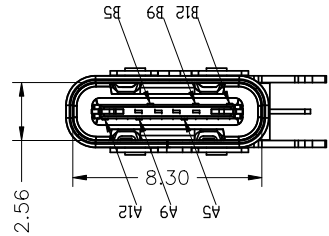


RoHS

MAPX

MODIFICATION

DATE



RECOMMENDED P.C.B. LAYOUT  
TOLERANCE UNSPECIFIED ±0.05mm

NOTES:

1. MATERIAL: SEE "TABLE 1";
2. FINISH: SEE "TABLE 1";
3. ELECTRICAL :
  - 3-1. CONTACT CURRENT RATING :  
3A (VBUS PIN 1.5A/PIN MAX),  
3A (GND PIN 1.25A/PIN MAX), 0.25A/PIN  
(OTHER PIN).
  - 3-2. INSULATION RESISTANCE :  
100 MEGAOHMS MIN. AT 250VDC.
  - 3-3. DIELECTRIC WITHSTANDING VOLTAGE :  
100VAC MIN.
  - 3-4. LOW LEVEL CONTACT RESISTANCE :  
INITIAL 40mΩ MAX.  
AFTER 50mΩ MAX.
4. MECHANICAL CHARACTERISTICS :
  - 4-1. MATING FORCE: 5~20N.;
  - 4-2. UNMATING FORCE: 6~20N(INITIAL),
  - 4-3. OPERATING TEMPERATURE : -40° C TO +80° C

NO.	DESCRIPTION	MATERIAL	REMARKS	QTY
6	SHELL	STAINLESS STEEL	NI Plated	1PCS
5	SHIELDING PLATE	STAINLESS STEEL	---	1PCS
4	MD	HIGH TEMPERATURE PLASTIC	BLACK	1PCS
3	CONTACT	COPPER ALLOY	Au/Ni Plated	1SET
2	CONTACT	COPPER ALLOY	Au/Ni Plated	1SET
1	HOUSING	HIGH TEMPERATURE PLASTIC	BLACK	1PCS

A1	GND	B12	GND
A4	VBUS	B9	VBUS
A5	CC1	B7	DN2
A6	DP1	B6	DP2
A7	DN1	B5	CC2
A9	VBUS	B4	VBUS
A12	GND	B1	GND
PIN	SIGNAL NAME	PIN	SIGNAL NAME

**产品图**  
PRODUCT CHART DWG  
公差一览表  
TOLERANCE UNLESS OTHERWISE

X.	±0.35	X.	±5.°
.X	±0.20	.X	±2.°
.XX	±0.10	.XX	±1.°
.XXX	±0.05	.XXX	±0.5°

**深圳市精拓金电子有限公司**

单位 UNITS	MM	制图 DRAWING	Z-Y-B	制图料号 PRODUCT PART NO.	918-518K2023D50001
比例 SCALE	1:1	审核 CHKD	郭治富	产品名称 PRODUCT NO.	TYPE-C2.0侧插13.5/9.0四鱼叉脚不锈钢LCP黑胶6PIN
日期 DATE		核准 APPD	黄国荣	角法 VIEW	版本 VER