

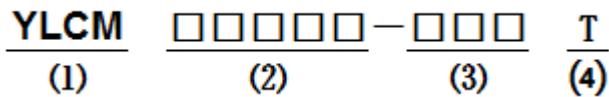
**■ Features**

- SMD construction, and low profile.
- High Impedance and Excellent Frequency Characteristic.
- Self Electromagnetic Shielding.
- Low Magnetic Flux Leakage.

**■ Applications**

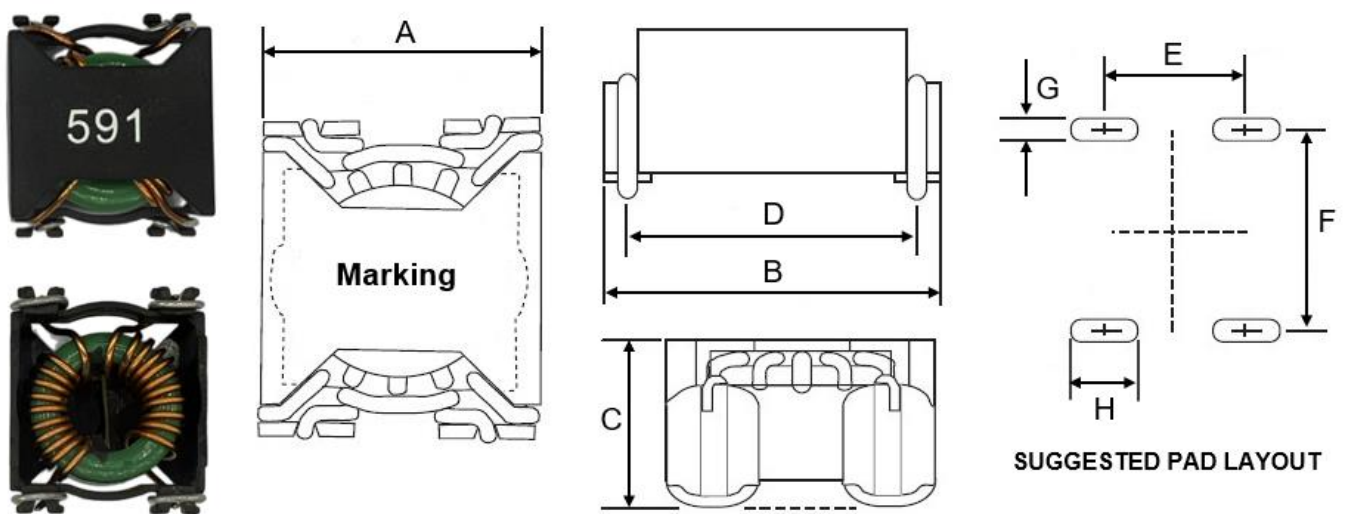
- LED Light, TV game, Monitor, etc.
- EMI common-mode noise.

**■ Product Identification**



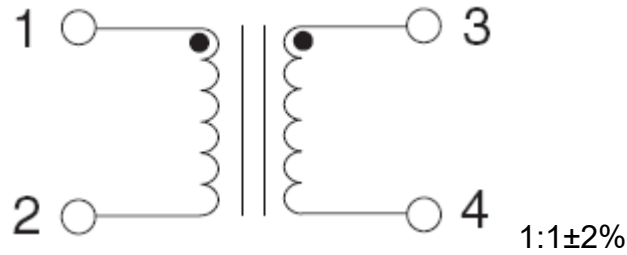
- (1) : Type
- (2) : Dimensions
- (3) : Inductance Value
- (4) : Taping

**■ Shapes and Dimensions (Unit: mm)**



TYPE	A	B	C	D	E	F	G	H
YLCM2010C	17.00	19.60	9.90	16.50±0.38	11.30±0.13	16.50±0.13	1.52	4.45

**■ Schematic**



**■ Electrical Characteristic**

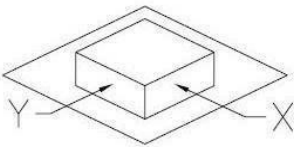
Part Number	Inductance L1=L2(μH) @10KHz/0.1V	DC Resistance (mΩ)Max.	Rated Current (A)Max.	Hi-Pot (Vac) 1mA/2S
YLCM2010C-591T	590±35%	25	5.6	1000

1. Rated Current: Temp.rise 40°C Typ
2. Operating Temperature: -20°C up to +85°C
- 3.Storage Temperature: -20°C up to +125°C, 75% RH max.

**■ Material List**

NO.	ITEM	DESCRIPTION
1	CORE	FERRITE
2	CASE	DAP-WH9100
3	WIRE	P180 Grd1
4	SOLDER	Sn99.3:Cu0.7
5	ADHESIVE	XNR-3614
6	INK	WHITE

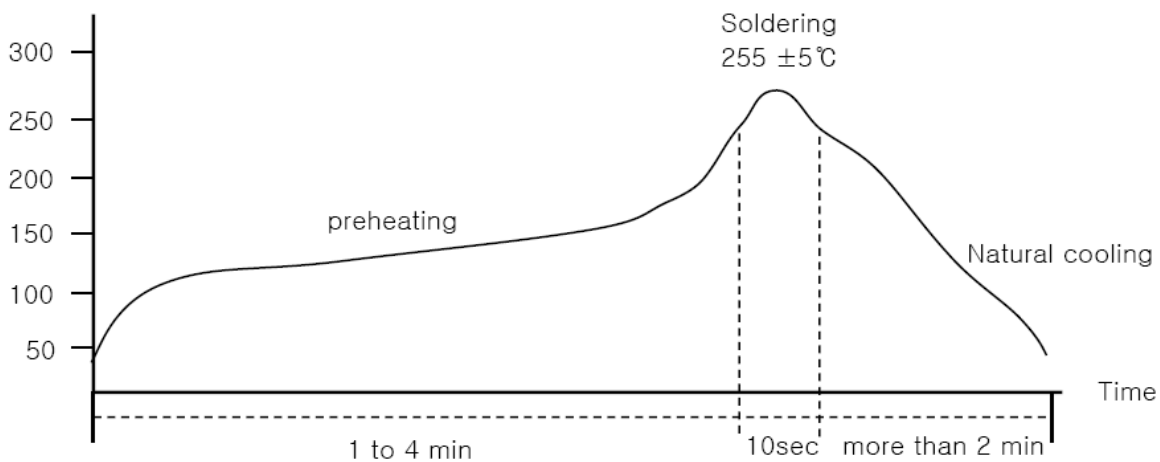
**Reliability Testing**

Operating Temperature	- 20 to + 85 °C ( Contain Heating coil )
Appearance Inspection	No external defects by visual inspection
Terminal Strength 	After soldering , between copper plaet and terminals of coils , push in two directions of X , Y with standing 10N(1.02kg) for10+/-2 sec.  Terminal should not peel off. ( Refer to figure at right )
Heat endurance of reflow soldering	Refer to figure
Insulating resistance	Over 100 MΩ at 100V D.C . between wire and core .
Dielectric Strength	Apply at 0.5KV 3mA for 1 minute between wire and core .
Temperature characteristics	Inductance coefficient ( 0~2,000 ) × 10 / °C ( -40 ~ + 125 °C )
Humidity characteristics	Inductance deviation within ± 10% , after 96 hours in 90~95% relative humidity at 40 ± 2 °C and 1 hours drying under normal condition .
A test is made under the above mentioned condition , and it is kept for 2 hours in the normal	

**Recommended soldering temp.Graph**

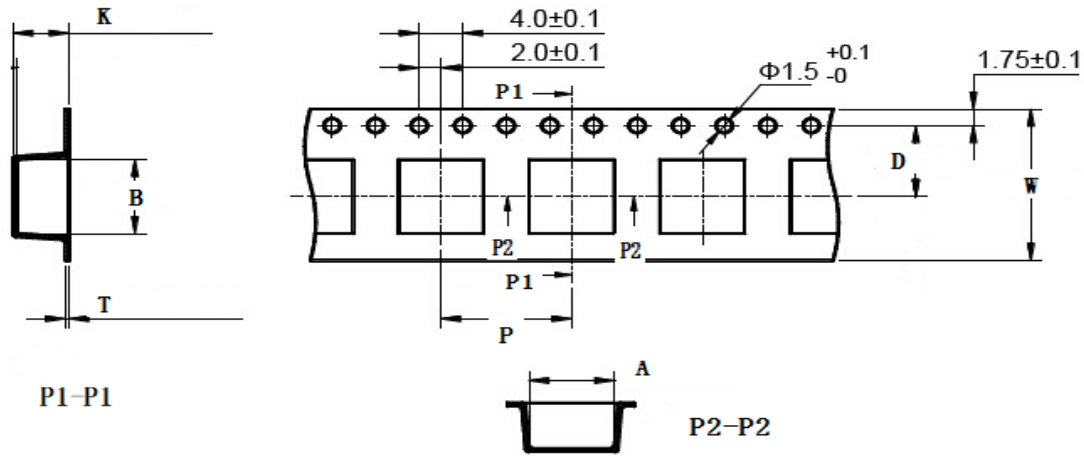
IR Reflow profile

Temperature °C



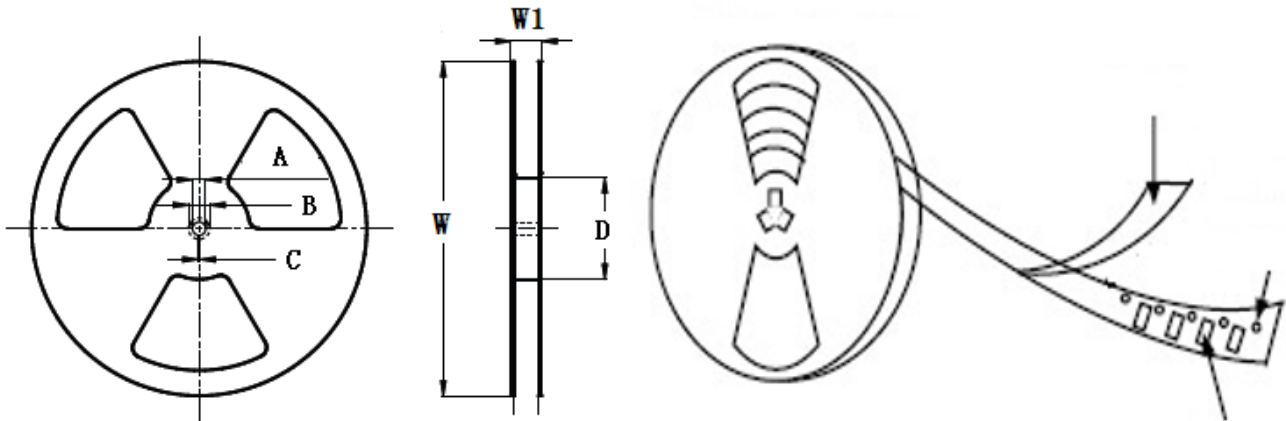
Temperature and humidity. After that, no mechanical and electrical defect should be found.

**■ Taping Dimensions(Unit:mm)**



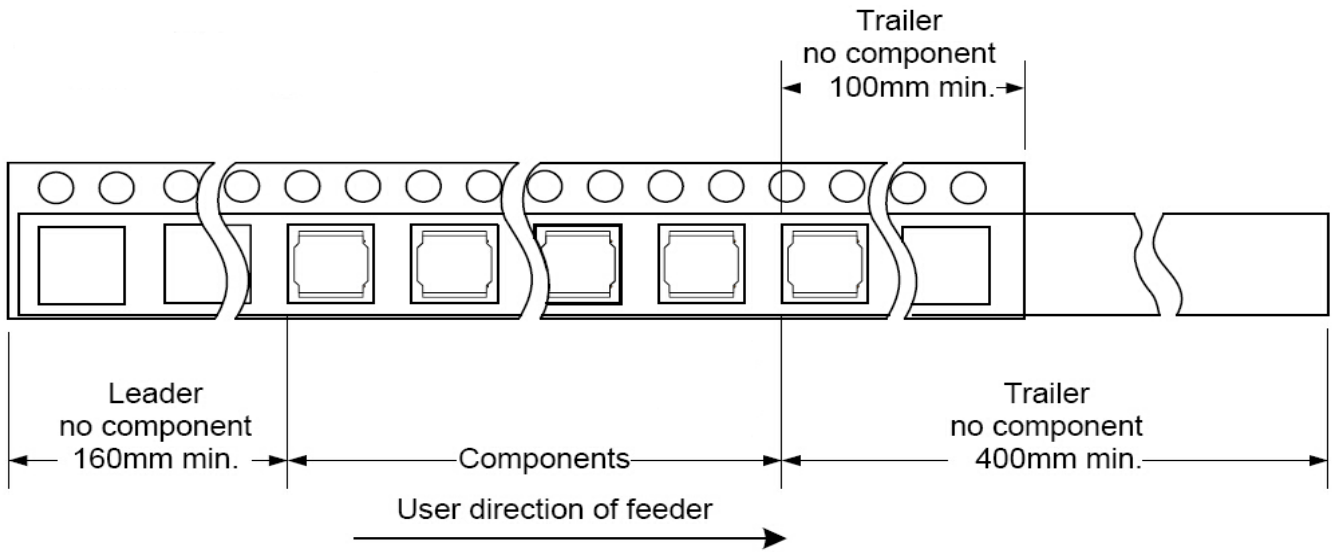
TYPE	W	A	B	D	P	K	T	MPQ
YLCM2010C	32.0±0.3	25.5±0.3	23.5±0.1	11.5±0.1	32±0.1	10.0±0.1	0.40±0.05	180

**■ Reel Dimensions(Unit:mm)**

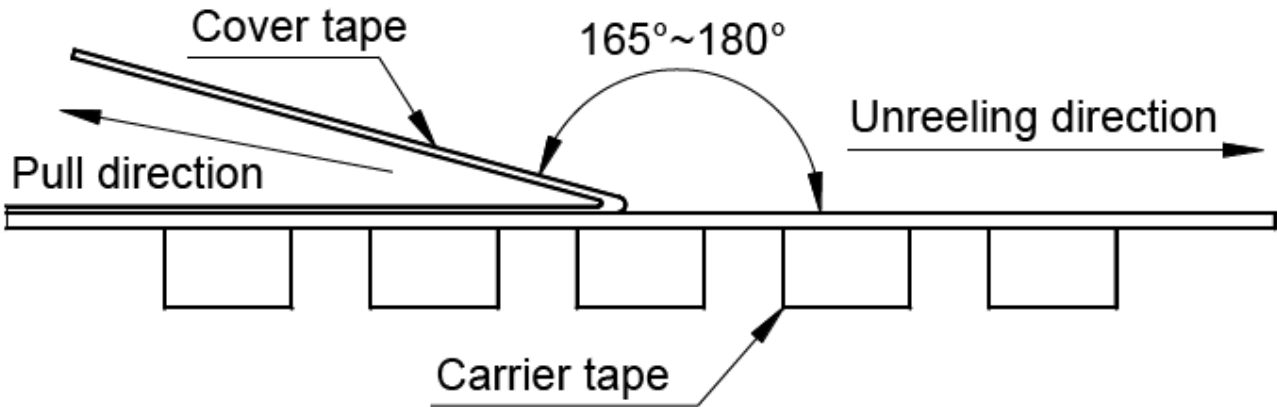


TYPE	W	W1	A	B	C	D
YLCM2010C	330±2.0	32.0±1.5	30.4MAX	23.9 Min	13.0±0.50	100

**Direction of rolling**



**Cover tape peel off condition**



Cover tape peel force shall be 0.1N to 1.3N.

Reference peel speed 300±10mm/min.