

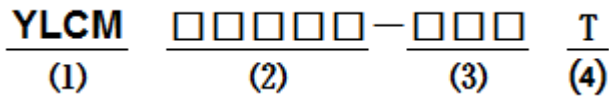
**■ Features**

- SMD construction, and low profile.
- High Impedance and Excellent Frequency Characteristic.
- Self Electromagnetic Shielding.
- Low Magnetic Flux Leakage.

**■ Applications**

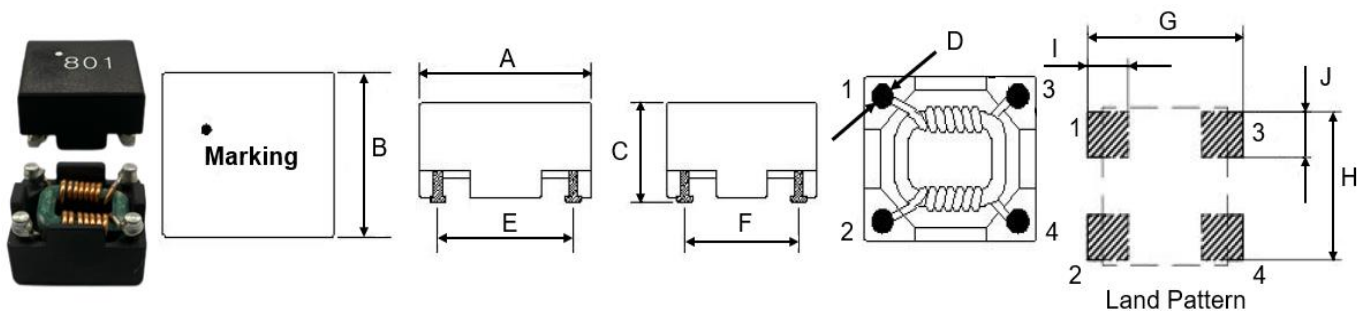
- LED Light, TV game, Monitor, etc.
- EMI common-mode noise.

**■ Product Identification**



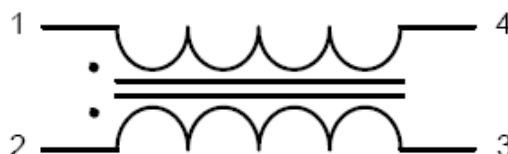
- (1) : Type
- (2) : Dimensions
- (3) : Inductance Value
- (4) : Taping

**■ Shapes and Dimensions (Unit: mm)**



TYPE	A	B	C Max	D	E	F
YLCM1005HC	10.0±0.5	8.7±0.5	6.5	6.22±0.1	7.62±0.1	1.4 Ref

**■ Circuit Diagram**



## ■ YLCM1005HC Series

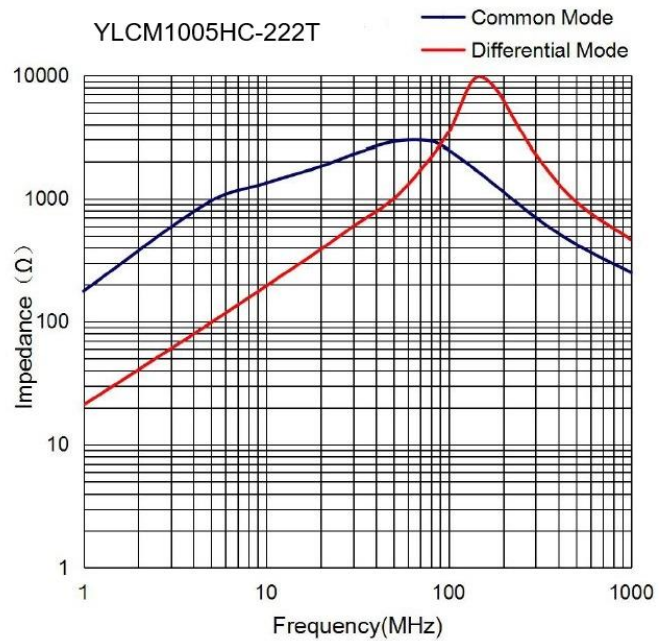
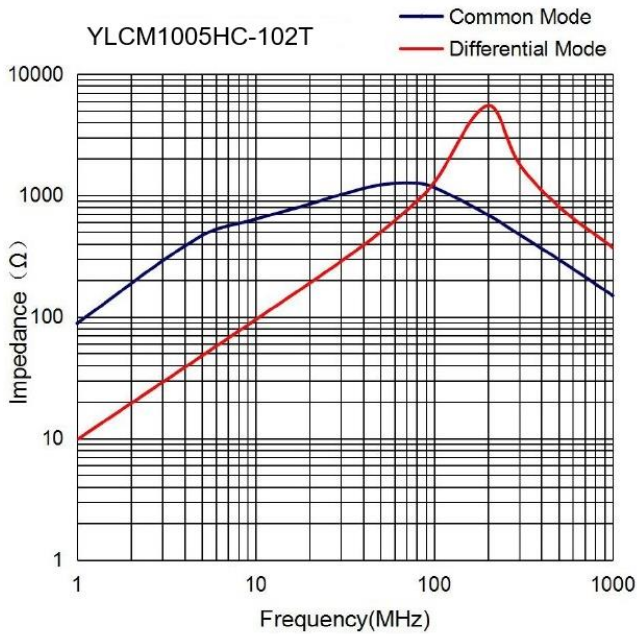
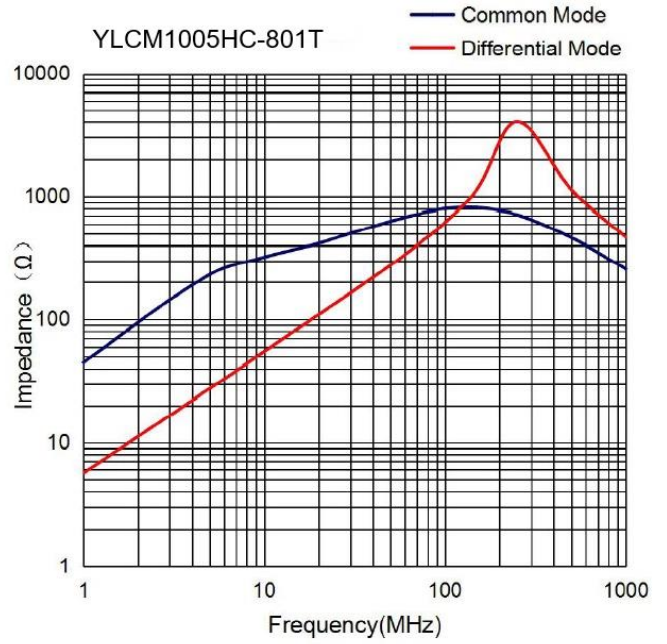
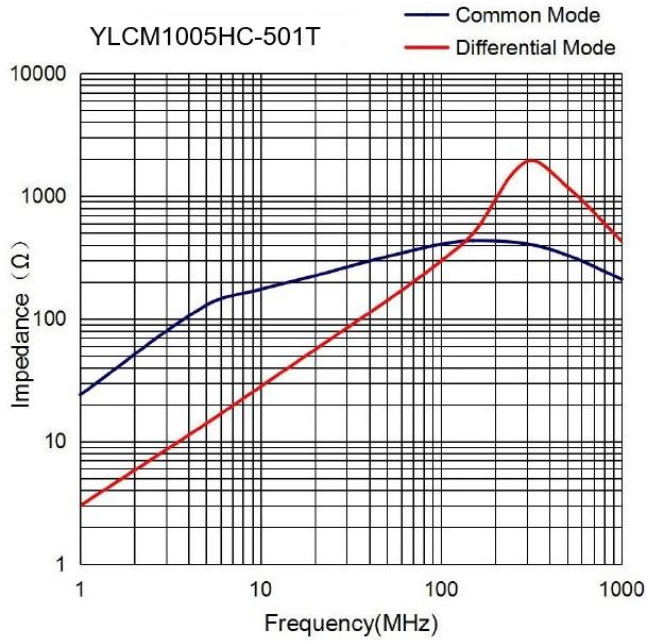
Part Number	Common mode Impedance (Ω) 100MHz	Inductance (uH) 100KHz/0.1V	Leakage Inductance (nH) 1MHz/1mA	DCR (mΩ) Max.	Rated Current (A) Max.	Insulation Test Voltage (AC) Max.	Rated Voltage (V)	Marking
YLCM1005HC-501T	500±25%	5 Typ	570 Typ	5.5	5	500V	80	501
YLCM1005HC-801T	800±25%	9 Typ	970 Typ	11	3.5	500V	80	801
YLCM1005HC-102T	1000±25%	11 Typ	1300 Typ	30	2.5	500V	80	102
YLCM1005HC-222T	2200±25%	30 Typ	3500 Typ	60	1.4	500V	80	222

1. Rated Current: Temp.rise 40°C Typ
2. Operating Temperature: -40°C up to +125°C
- 3.Storage Temperature: -20°C up to +40°C, 75% RH max.

## ■ Material List

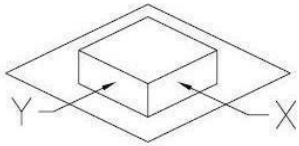
NO.	ITEM	DESCRIPTION
1	CORE	FERRITE
2	CASE	DAP
3	WIRE	P180 Grd1
4	SOLDER	107H
5	INK	WHITE

## Characteristics(Reference)



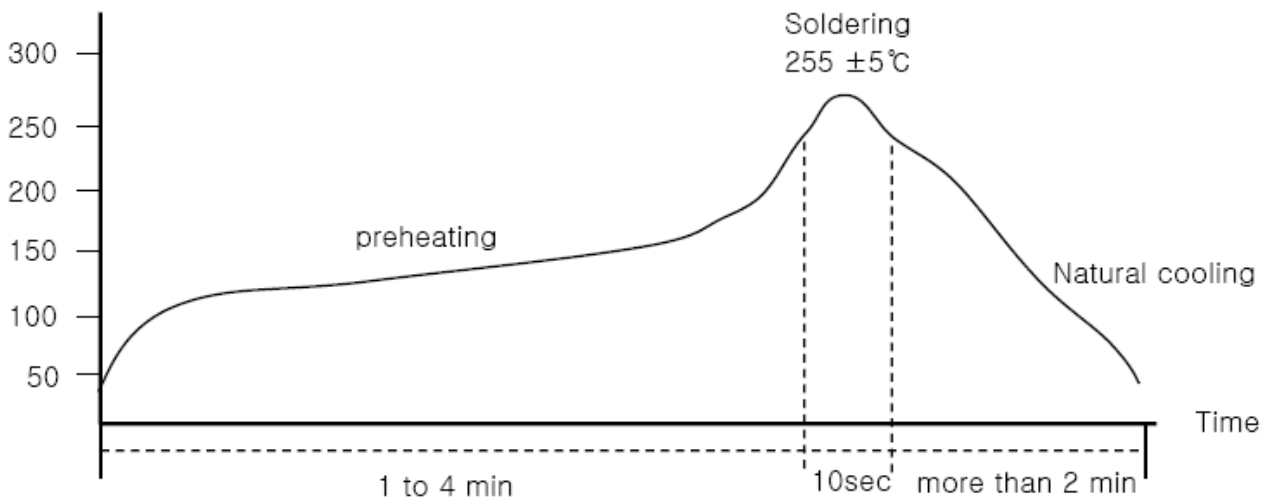
**Reliability Testing**

Operating Temperature	- 40 to + 125 °C ( Contain Heating coil )
Appearance Inspection	No external defects by visual inspection
Terminal Strength	After soldering , between copper plaet and terminals of coils , push in two directions of X , Y with standing 10N(1.02kg) for10+/-2 sec. Terminal should not peel off. ( Refer to figure at right )
Heat endurance of reflow soldering	Refer to figure
Insulating resistance	Over 100 MΩ at 100V D.C . between wire and core .
Dielectric Strength	Apply at 0.5KV 3mA for 1 minute between wire and core .
Temperature characteristics	Inductance coefficient ( 0~2,000 ) × 10 / °C ( - 40 ~ + 125 °C )
Humidity characteristics	Inductance deviation within ± 10% , after 96 hours in 90~95% relative humidity at 40 ± 2 °C and 1 hours drying under normal condition .
A test is made under the above mentioned condition , and it is kept for 2 hours in the normal	



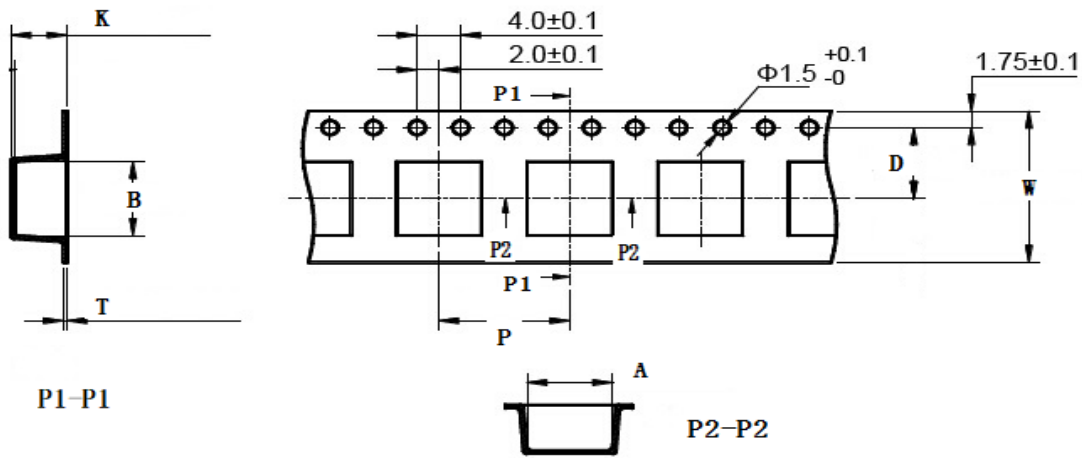
**IR Reflow profile**

Temperature °C



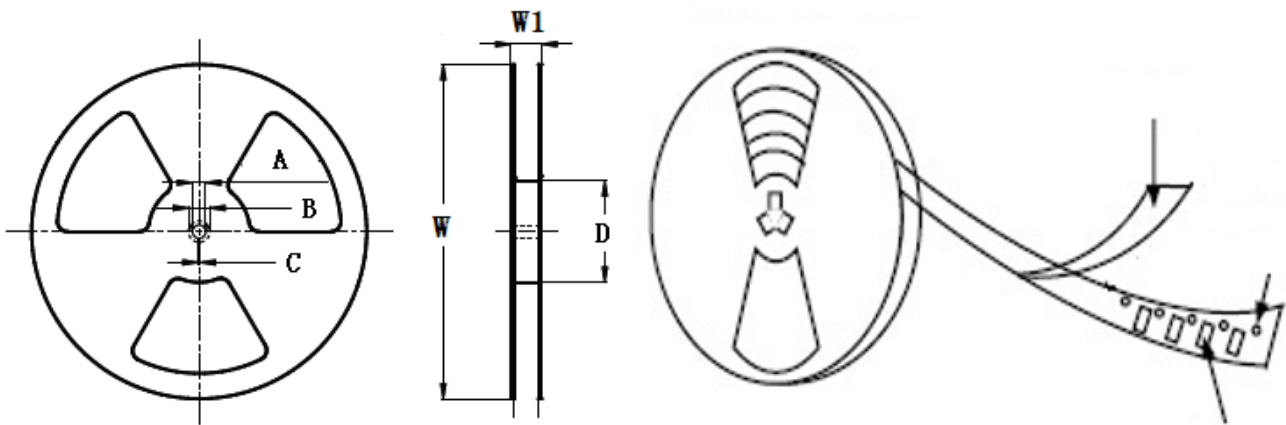
Temperature and humidity. After that, no mechanical and electrical defect should be found.

**Taping Dimensions(Unit:mm)**



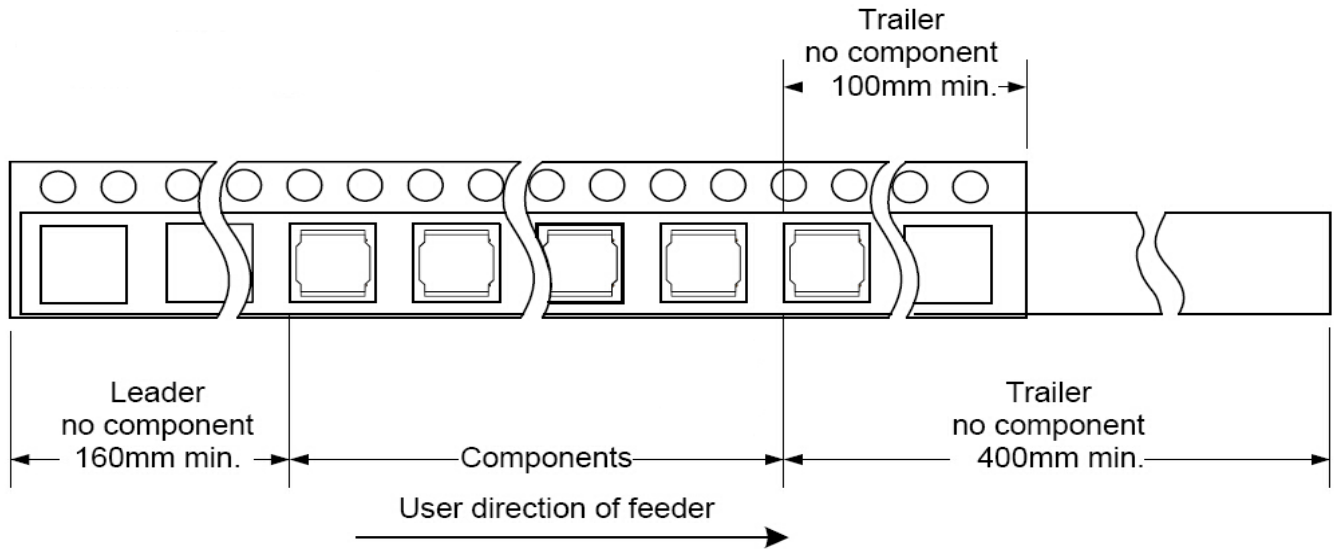
TYPE	W	A	B	D	P	K	T	MPQ
YLCM1005HC	24.0±0.3	10.6±0.3	11.5±0.1	11.5±0.1	16±0.1	5.0±0.1	0.40±0.05	1000

**Reel Dimensions(Unit:mm)**

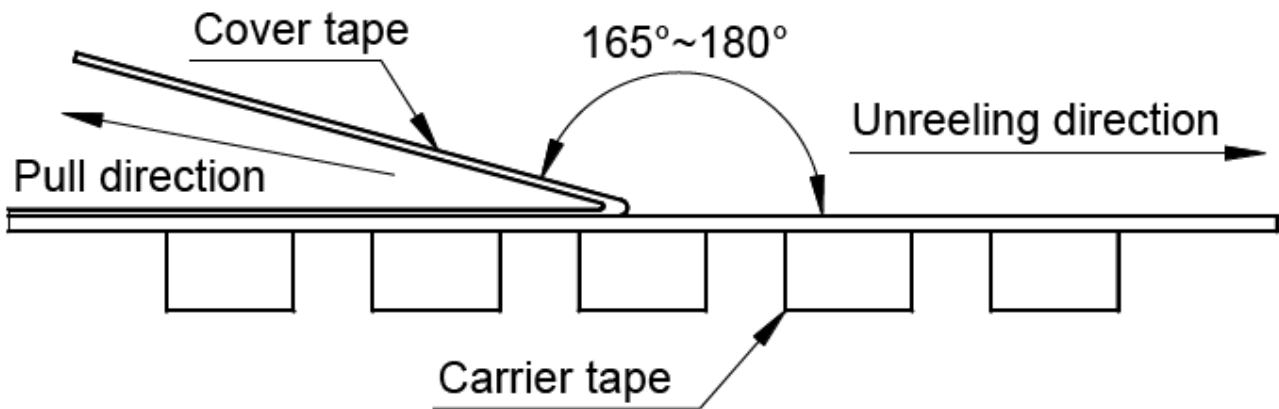


TYPE	W	W1	A	B	C	D
YLCM1005HC	330±2.0	24.4±1.5	30.4MAX	23.9 Min	13.0±0.50	21.0±0.80

**Direction of rolling**



**Cover tape peel off condition**



Cover tape peel force shall be 0.1N to 1.3N.

Reference peel speed 300±10mm/min.