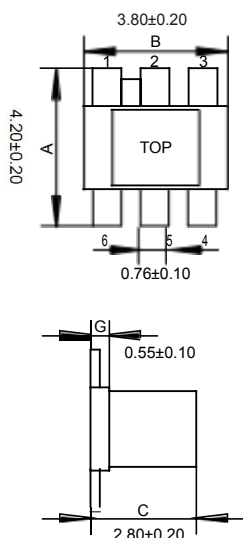
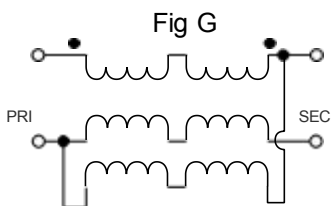


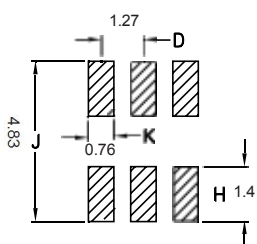
Outline Drawing(mm)



Electrical structure



Recommended layout(mm)



Pin Connections


Input	3
Output 1	4
Output 2	6
Ground	2
Not Used	5

Features

- Operating temperature range: -40°C to +85°C
- Storage temperature range: -55°C to +100°C

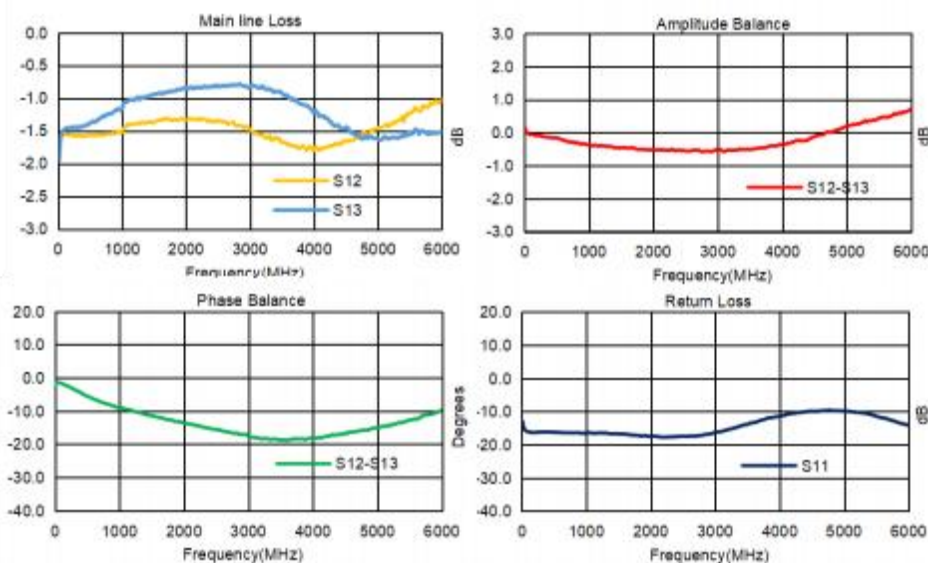
Applications

- Impedance matching
- Balanced amplifier
- Balun
- Cellular and VHF

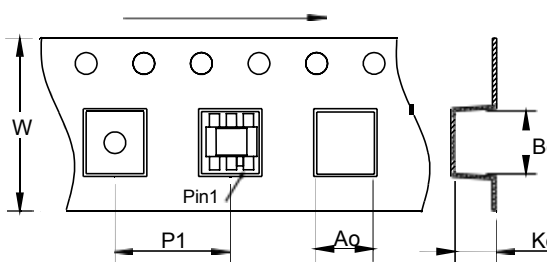


Electrical Specifications: TA=25°C, 0dBm, Z0=50Ω

Parameter	Test Conditions	Units	Min	Typ	Max
Main line Loss (Pin3-4)	10-6000MHz	dB	-	1.0	2.5
Main line Loss (Pin3-6)	10-6000MHz	dB	-	1.0	2.5
Amplitude Balance	10-6000MHz	dB	0.0	1.5	2.5
Phase Balance	10-6000MHz	°	0.0	15.0	30.0
Input Return Loss(Pin4)	10-6000MHz	dB	10.0	16.0	-



Carrier Tape Orientation



Tape & Reel Information

Parameter	Units	Value
Qty per reel	PCS	2000
Reel Size	mm	330
Tape Width	mm	12.00
Pitch	mm	8.00
Ao	mm	4.50
Bo	mm	4.50
Ko	mm	3.20