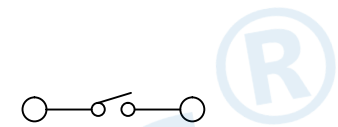
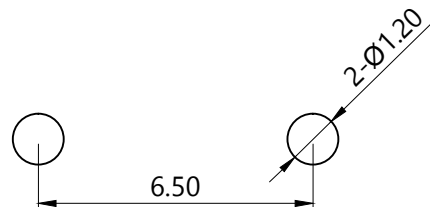
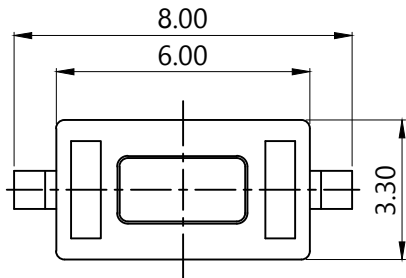
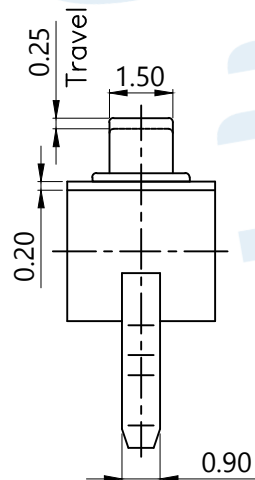
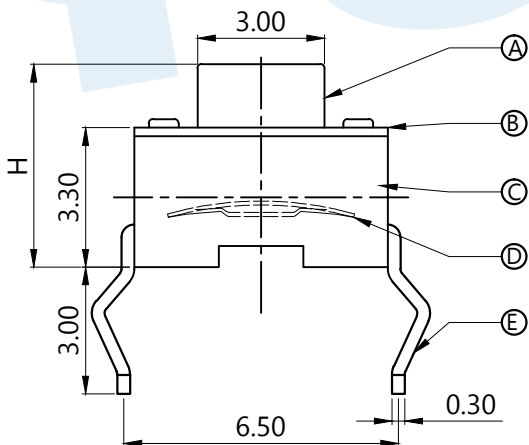


RoHS



Circuit Diagram

PCB Layout (Pattern side)



TOTAL HEIGHT	
CODE	H
A1	4.3
A2	5.0
A3	7.0

OPERATING FORCE	
CODE	VIGOR
B2	180±30gf
B3	250±30gf

SHRAPNEL	
CODE	MATERIAL/QTY
D2	SUS/1PCS
D4	SUS/2PCS

NO.	Name	Number	Qty	Materil	Remarks
⑤	Terminal	2		Brass	Silvering
④	Contact	1		SUS	Silver covered
③	Base	1		PPA	White
②	Cover	1		Brass	Nickel Plating
①	Knob	1		PPA	Black

YUANDI® Yuandi Electronics Co, Ltd

design	date	name	TACT SWITCHS
Review	date	name	TS-1096D-A□B□-D□
Approved	date	name	

Drawing number: Proportion 1:1 unit mm gage number A4

modify Review Approved Tolerance not specified