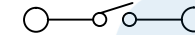
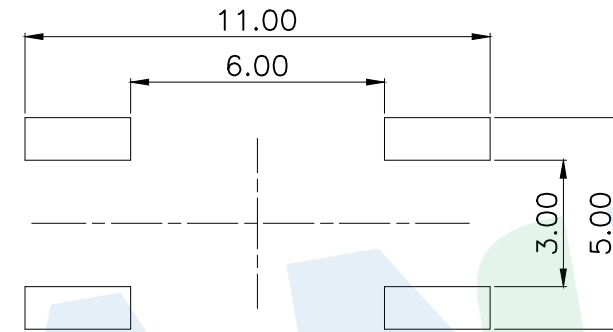
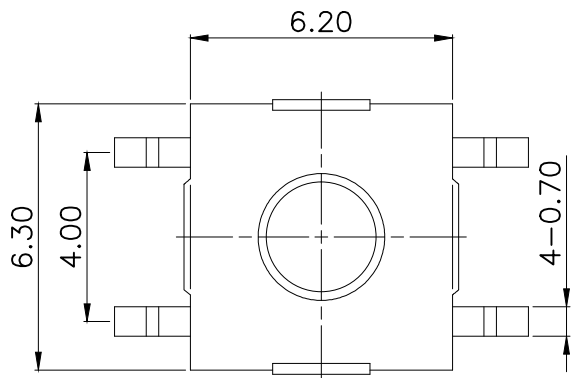
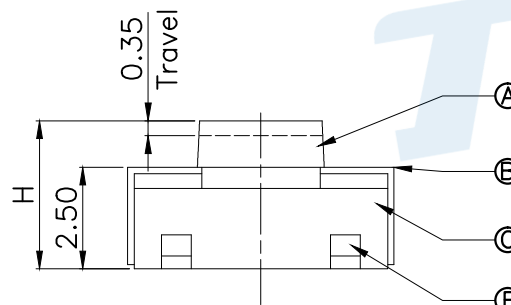
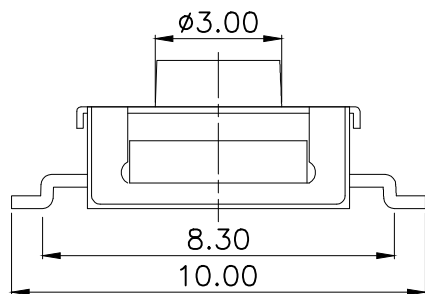


RoHS



Circuit Diagram

PCB Layout(Pattern side)



SHRAPNEL	
CODE	MATERIAL/QTY
D2	SUS/1PCS
D4	SUS/2PCS

OPERATING FORCE	
CODE	VIGOR
B1	120±50gf
B2	180±50gf
B3	250±50gf
B4	400±50gf

TOTAL HEIGHT	
CODE	H
A1	3.1
A2	3.5
A3	4.3
A4	5.0

NO.	Name	Number	Qty	Materil	Remarks
Ⓔ	Terminal		4	Phosphorus copper	Silvering
Ⓓ	Contact		1	SUS	Silvering
Ⓒ	Base		1	PPA	Black
Ⓑ	Cover		1	SUS	Nickel plated
Ⓐ	Knob		1	Silica gel	Blue

YUANDI® Yuandi Electronics Co, Ltd

design	date	name	TACT SWITCHS
Review	date		
Approved	date	name	TS-1047A-A□B□-D□

Drawing number: Proportion 1:1 unit mm gage number A4

modify Review Approved Tolerance not specified

angle	±2'
10~30	±0.30
5~10	±0.20
~ 5	±0.10