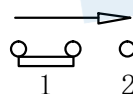
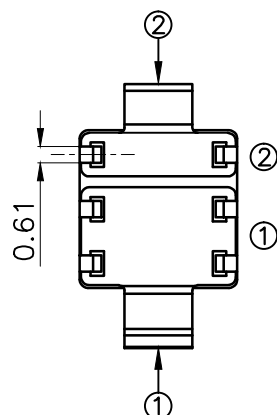
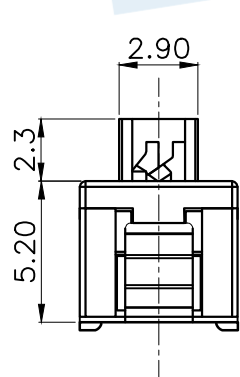
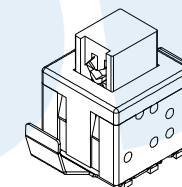
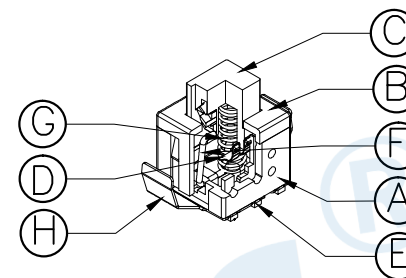
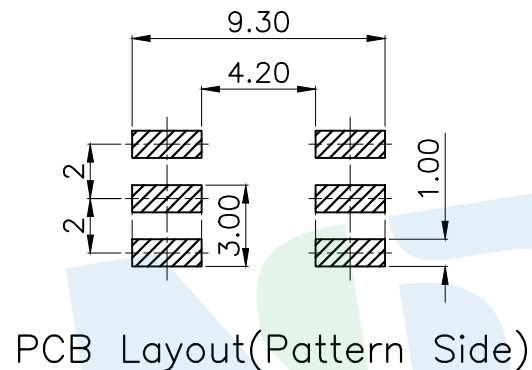
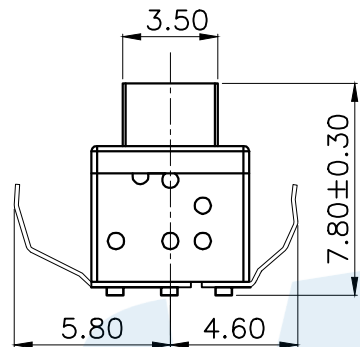
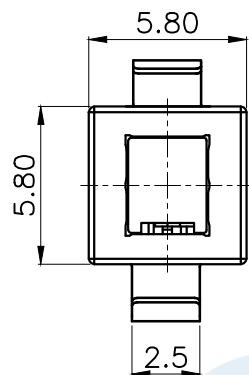


RoHS



Circuit Diagram

NO.	Operating Type	Part No.	Operating force	Travel
1	Push To Lock	TK-6580K8-1	180±50gf	2.0±0.2
2	Push No Sound No Lock	TK-6580K8-2	180±50gf	2.0±0.2

NO.	Name	Number	Qty	Materil	Remarks
H	Contact pin contact		1	SUS	Natural
G	Spring		1	SUS	Natural
F	Crochet Needle		1	SUS	Natural
E	Terminal		6	Brass	Silvering
D	Reed		2	Phosphorus Copper	Silvering
C	Button		1	POM	White
B	Cover		1	POM	Black
A	Base		1	Nylon	Gray

YUANDI® Yuandi Electronics Co, Ltd

design	date	name	BUTTON SWITCH
Review	date	name	TK-6580K8-□
Approved	date	name	

Drawing number: Proportion 1:1 unit mm gage number A4

modify Review Approved Tolerance not specified

angle ±2'
10~30 ±0.30
5~10 ±0.20
~ 5 ±0.10