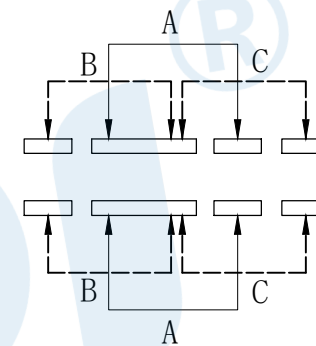
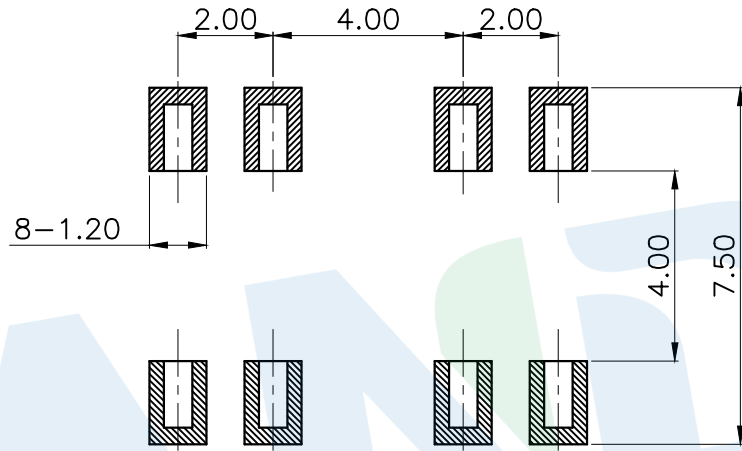
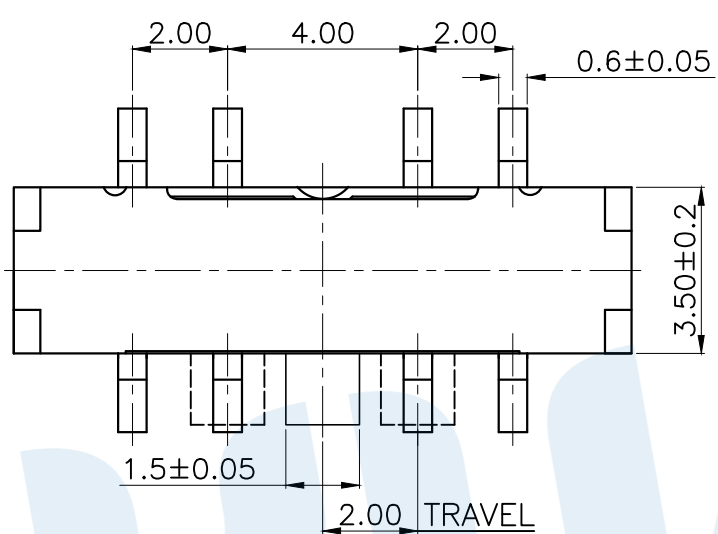
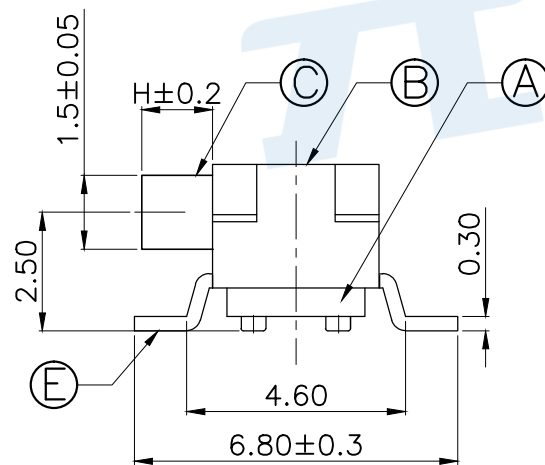
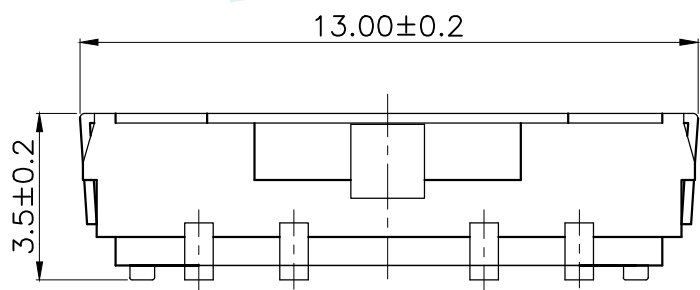


RoHS



PCB Layout (Pattern side)

Circuit Diagram



Code	H	Operating force
A1	2.0	250±100gf
A2	3.0	
A3	4.0	

NO.	Name	Number	Qty	Materil	Remarks
⑤	Terminal		8	Brass	Silver
④	Contact reed		2	Beryllium copper	Silver covered
③	Handle		1	PA46	Black
②	Cover		1	SUS	Silver
①	Base		1	PA46	Black

YUANDI® Yuandi Electronics Co, Ltd

design	date	name
Review	date	TOGGLE SWITCH
Approved	date	TA-3533S-A□

Drawing number: Proportion 1:1 unit mm gage number A4

modify Review Approved Tolerance not specified

angle ±2'
10~30 ±0.30
5~10 ±0.20
~ 5 ±0.10