


Three Phase Bridge Rectifiers



Features

- UL recognition, file #E230084
- Glass passivated chip
- High surge current capability
- Low thermal resistance
- Solder dip 275 °C max. 7 s, per JESD 22-B106

Typical Applications

General purpose use in AC/DC bridge full wave rectification for power supply, home appliances, office equipment, industrial automation applications.

Mechanical Data

- **Package:** SKBPC
Molding compound meets UL 94 V-0 flammability rating, RoHS-compliant
- **Terminals:** Tin plated leads, solderable per J-STD-002 and JESD22-B10

■ Maximum Ratings (T_a=25°C Unless otherwise specified)

| PARAMETER | SYMBOL | UNIT | SKBPC2504 | SKBPC2506 | SKBPC2508 | SKBPC2510 | SKBPC2512 | SKBPC2514 | SKBPC2516 |
|--|------------------|------------------|-----------|-----------|-----------|-----------|-----------|-----------|-----------|
| Device marking code | | | SKBPC2504 | SKBPC2506 | SKBPC2508 | SKBPC2510 | SKBPC2512 | SKBPC2514 | SKBPC2516 |
| Repetitive Peak Reverse Voltage | VRRM | V | 400 | 600 | 800 | 1000 | 1200 | 1400 | 1600 |
| Average Rectified Output Current @60Hz sine wave, R-load, With heatsink T _c =55°C | I _O | A | 25 | | | | | | |
| Surge(Non-repetitive)Forward Current @60HZ Half- sine Wave, 1 cycle, T _a =25°C | IFSM | A | 360 | | | | | | |
| Current Squared Time @1ms≤t<8.3ms T _j =25°C, Rating of per diode | I ² t | A ² S | 540 | | | | | | |
| Storage Temperature | T _{stg} | °C | -55~+150 | | | | | | |
| Junction Temperature | T _j | °C | -55 ~+150 | | | | | | |
| Dielectric Strength, Terminals to case, AC 1 minute | V _{dis} | KV | 2.5 | | | | | | |
| Mounting Torque | TOR | kg·cm | 10 | | | | | | |

■ Electrical Characteristics (T_a=25°C Unless otherwise specified)

| PARAMETER | SYMBOL | UNIT | TEST CONDITIONS | SKBPC2506 | SKBPC2508 | SKBPC2508 | SKBPC2510 | SKBPC2512 | SKBPC2514 | SKBPC2516 |
|---|------------------|------|-----------------|-----------|-----------|-----------|-----------|-----------|-----------|-----------|
| Maximum instantaneous forward voltage drop per diode | V _{FM} | V | IFM=12.5A | 1.2 | | | | | | |
| Maximum DC reverse current at rated DC blocking voltage per diode | I _{RRM} | μA | VRM=VRRM | 10 | | | | | | |

■ Thermal Characteristics (T_a=25°C Unless otherwise specified)

| PARAMETER | SYMBOL | UNIT | SKBPC2506 | SKBPC2508 | SKBPC2508 | SKBPC2510 | SKBPC2512 | SKBPC2514 | SKBPC2516 |
|---|--------------------|------|-----------|-----------|-----------|-----------|-----------|-----------|-----------|
| Thermal Resistance Between junction and case, With heatsink | R _{θ J-C} | °C/W | 1.9 | | | | | | |



SKBPC2504 THRU SKBPC2516

Ordering Information (Example)

| PREFERRED P/N | PACKAGE CODE | UNIT WEIGHT(g) | MINIMUM PACKAGE(pcs) | INNER BOX QUANTITY(pcs) | OUTER CARTON QUANTITY(pcs) | DELIVERY MODE |
|---------------------|--------------|----------------|----------------------|-------------------------|----------------------------|---------------|
| SKBPC2504~SKBPC2516 | A1 | Approximate 19 | 50 | 50 | 500 | Paper Box |

Characteristics (Typical)

FIG1:Io-Tc Curve

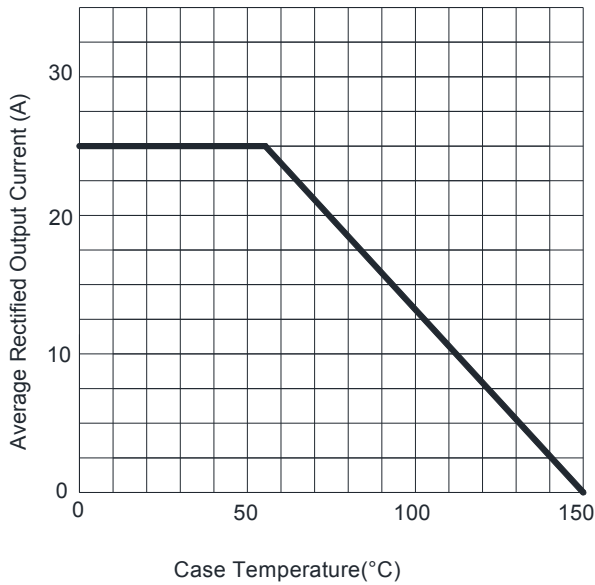


FIG2:Surge Forward Current Capability

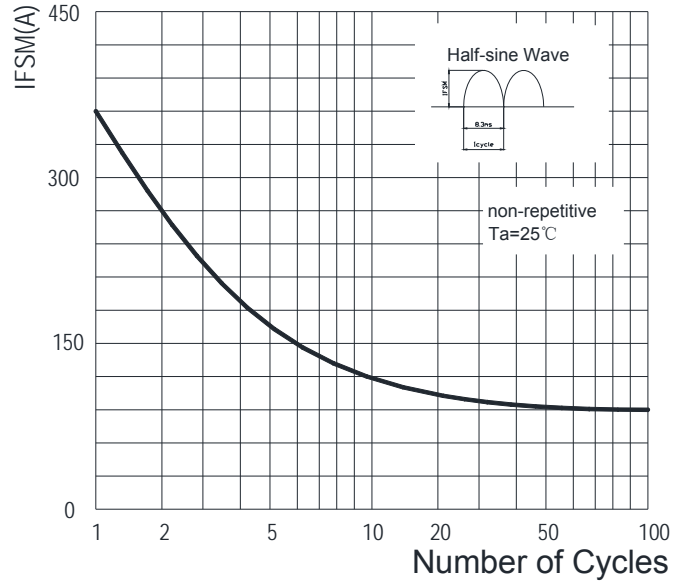


FIG3:Instantaneous Forward Voltage

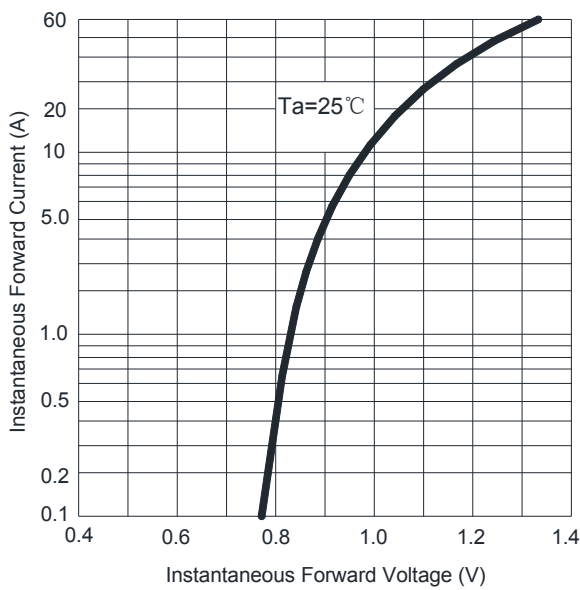
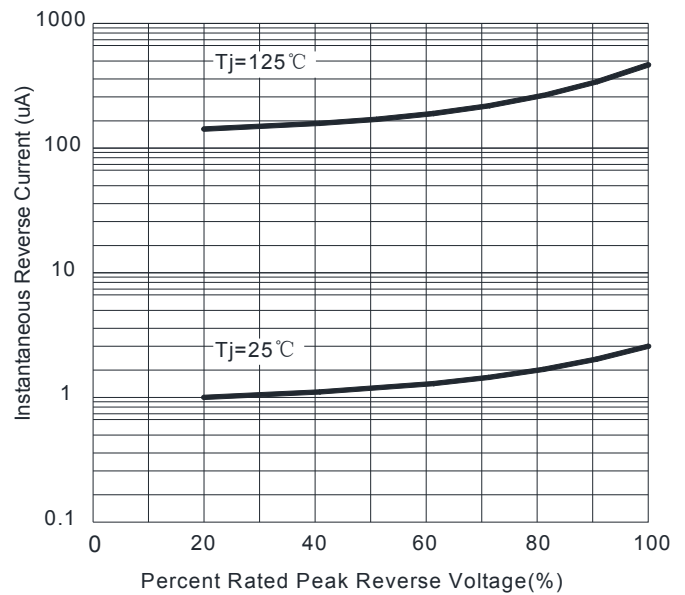


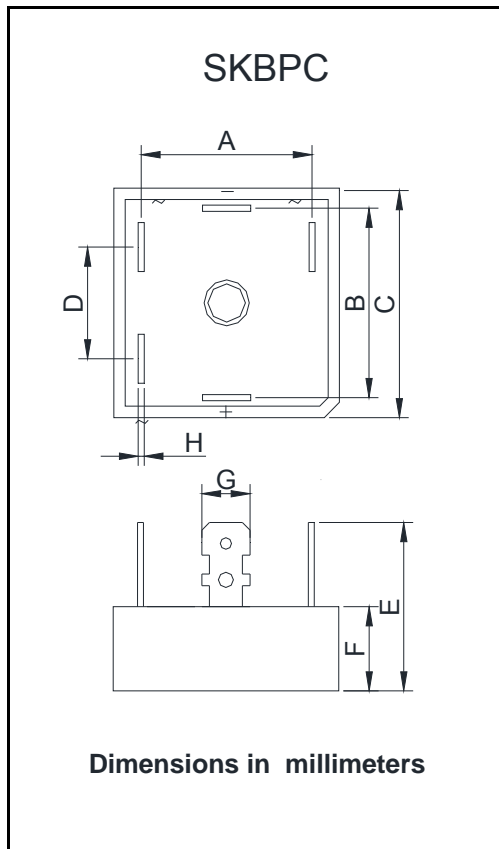
FIG4:Typical Reverse Characteristics





SKBPC2504 THRU SKBPC2516

■ Outline Dimensions



| SKBPC | | |
|-------|------|------|
| Dim | Min | Max |
| A | 23.1 | 24.1 |
| B | 23.1 | 24.1 |
| C | 28.2 | 28.8 |
| D | 16 | 17 |
| E | / | 25 |
| F | 10.8 | 11.2 |
| G | 6.2 | 6.4 |
| H | 0.75 | 0.85 |



Disclaimer

The information presented in this document is for reference only. Yangzhou Yangjie Electronic Technology Co., Ltd. reserves the right to make changes without notice for the specification of the products displayed herein to improve reliability, function or design or otherwise.

The product listed herein is designed to be used with ordinary electronic equipment or devices, and not designed to be used with equipment or devices which require high level of reliability and the malfunction of which would directly endanger human life (such as medical instruments, transportation equipment, aerospace machinery, nuclear-reactor controllers, fuel controllers and other safety devices), Yangjie or anyone on its behalf, assumes no responsibility or liability for any damages resulting from such improper use of sale.

This publication supersedes & replaces all information previously supplied. For additional information, please visit our website [http:// www.21yangjie.com](http://www.21yangjie.com) , or consult your nearest Yangjie's sales office for further assistance.