



Glass Passivated Rectifier Diode Modules

VRRM 800 to 1800V
IFAV 165 Amp

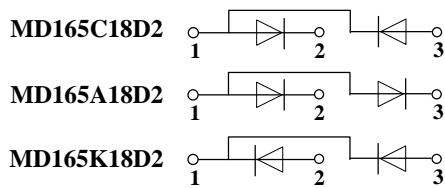
Applications

- Non-controllable rectifiers for AC/AC converters
- Line rectifiers for transistorized AC motor controllers
- Field supply for DC motors

Features

- Blocking voltage:800 to 1800V
- Heat transfer through aluminum oxide DBC ceramic isolated metal baseplate
- Glass passivated chip
- UL recognized applied for file no. E360040

Circuit



Module Type

TYPE			VRRM	VRSM
MD165C08D2	MD165A08D2	MD165K08D2	800V	900V
MD165C12D2	MD165A12D2	MD165K12D2	1200V	1300V
MD165C16D2	MD165A16D2	MD165K16D2	1600V	1700V
MD165C18D2	MD165A18D2	MD165K18D2	1800V	1900V

Maximum Ratings

Symbol	Conditions	Values	Units
IFAV	Single phase ,half wave 180° conduction Tc=101°C	165	A
IFSM	t=10mS Tvj =45°C	6400	A
i ² t	t=10mS Tvj =45°C	204800	A ² s
V _{isol}	a.c.50HZ;r.m.s.;1min	3000	V
T _{vj}		-40 to +150	°C
T _{stg}		-40 to +125	°C
Mt	To terminals(M6)	5±15%	Nm
Ms	To heatsink(M6)	5±15%	Nm
Weight	Module (Approximately)	160	g

Thermal Characteristics

Symbol	Conditions	Values	Units
R _{th(j-c)}	Per diode	0.21	°C/W
R _{th(c-s)}	Module	0.05	°C/W



Electrical Characteristics

Symbol	Conditions	Values			Units
		Min.	Typ.	Max.	
V_{FM}	$T=25^{\circ}C$ $I_F=300A$	—	1.20	1.40	V
I_{RD}	$T_{vj}=150^{\circ}C$ $V_{RD}=V_{RRM}$	—	—	9	mA
r_f	$T_J=25^{\circ}C$		1.25		m Ω
	$T_J=150^{\circ}C$		1.5		m Ω
V_{fO}	$T_J=25^{\circ}C$		0.82		V
	$T_J=150^{\circ}C$		0.73		V

Performance Curves

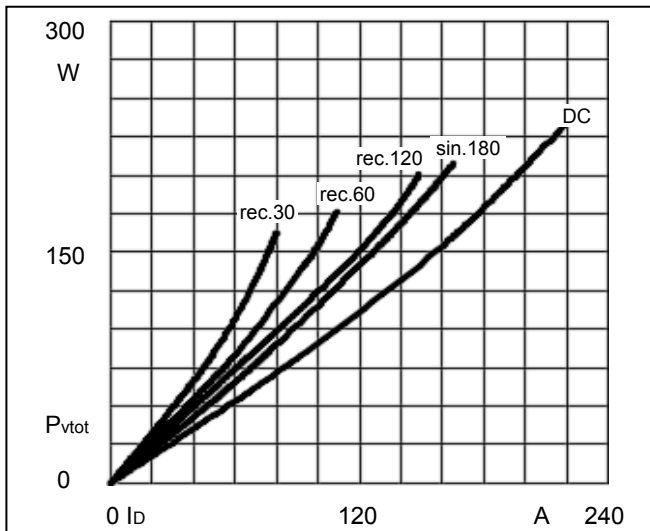


Fig1. Power dissipation

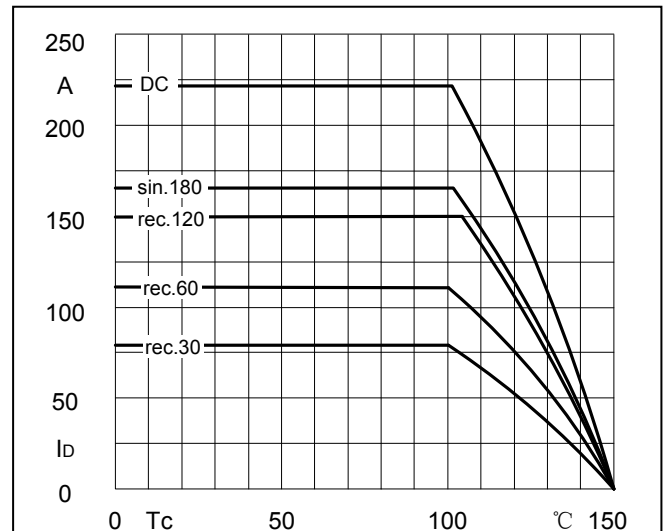


Fig2. Forward Current Derating Curve

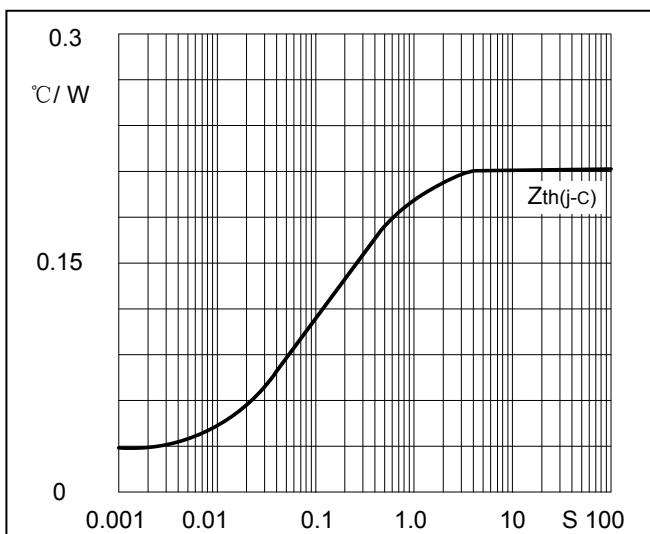


Fig3. Transient thermal impedance

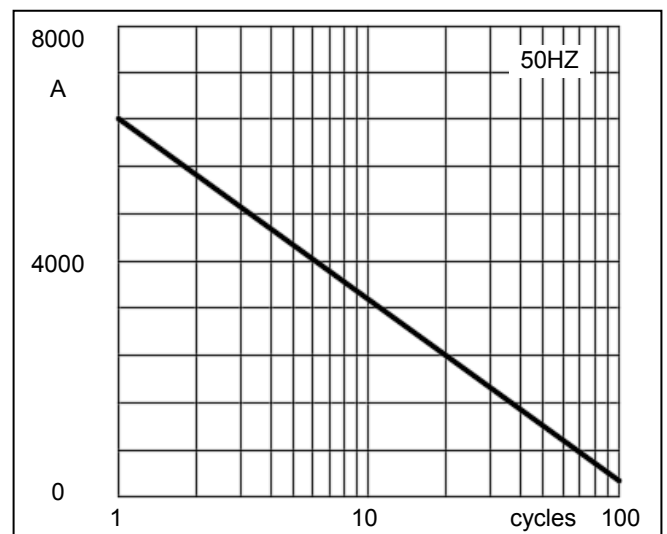


Fig4. Max Non-Repetitive Forward Surge Current

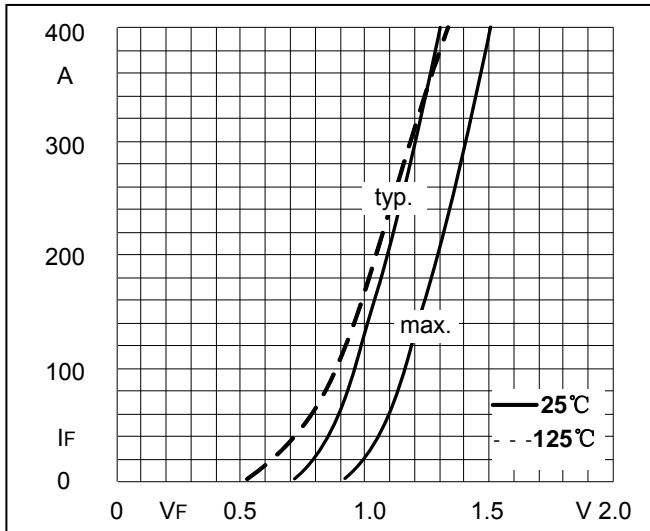


Fig5. Forward Characteristics

Package Outline Information

