

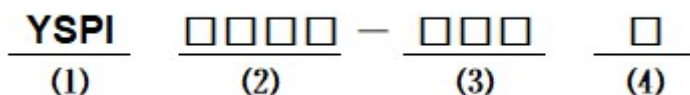
■ Features

- Molding Inductor.
- Low Profile,Low Temp.
- Large Current(Over 15A).
- Customize For Different Need.
- Operating temperature:-40℃ ~ +125℃.

■ Applications

- General Electronic.
- Video Device,TV,TFT.
- Power Module for PC.
- NB/Lap Top Computer.
- Server,VGA Card/Module.

■ Product Identification



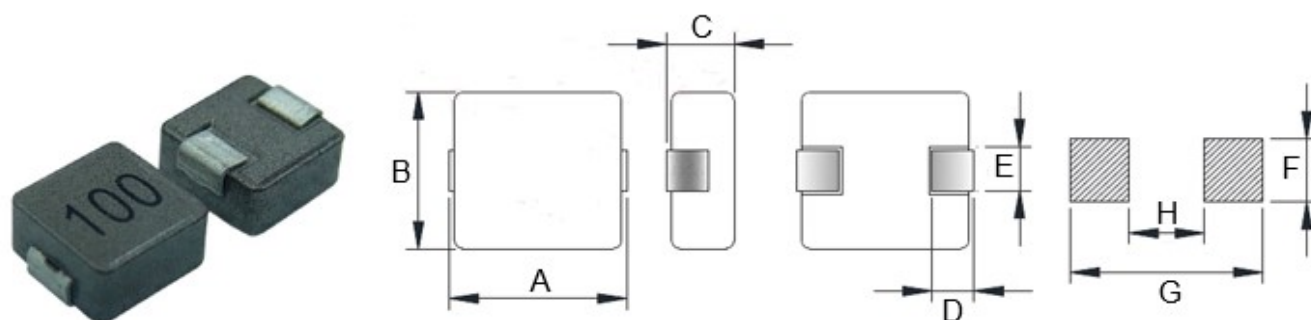
(1) : Type

(2) : Dimensions

(3) : Inductance value

(4) : Inductance Tolerance: N=±30%,M=±20%, K=±10%

■ Shapes and Dimensions (Unit: mm)



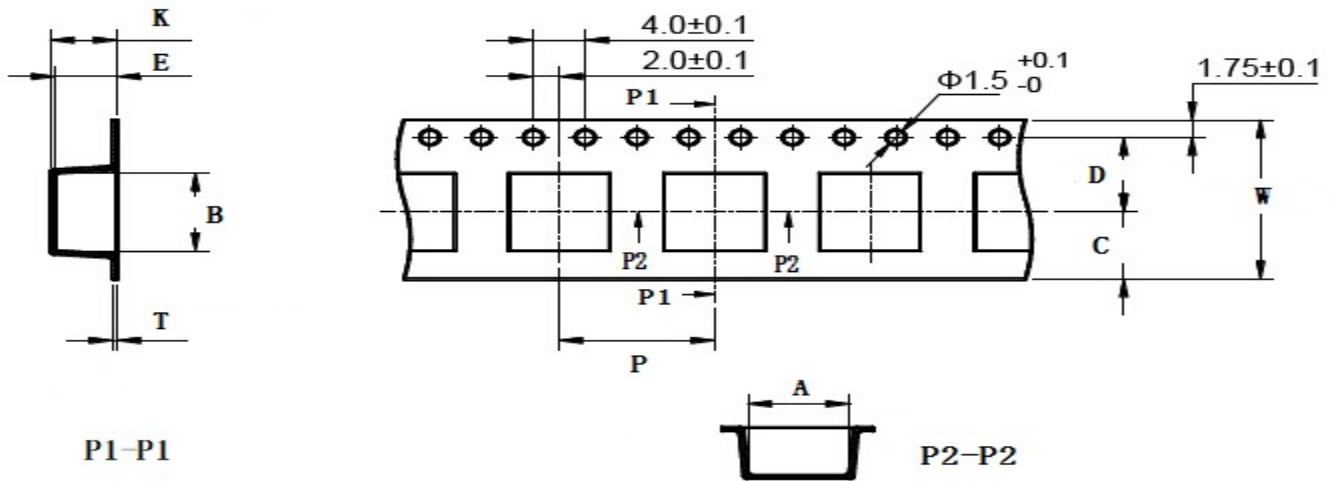
| TYPE | A | B | C Max. | D | E Ref. | F Ref. | G Ref. | H Ref. |
|----------|----------|----------|--------|---------|---------|--------|--------|--------|
| YSPI1050 | 11.5±0.5 | 10.0±0.5 | 5.0 | 2.0±0.5 | 3.0±0.5 | 4.1 | 13.6 | 5.4 |

■ YSPI1050 Series

| Part Number | Inductance (uH) @100KHz | DC Resistance (mΩ) | | Heat Rating Current (A) | Saturation Current (A) |
|---------------|----------------------------|--------------------|-------|----------------------------|---------------------------|
| | | Typ. | Max. | | |
| YSPI1050-R22□ | 0.22 | 0.58 | 0.80 | 30.0 | 55.0 |
| YSPI1050-R68□ | 0.68 | 2.10 | 3.00 | 20.0 | 40.0 |
| YSPI1050-1R0□ | 1.00 | 2.70 | 3.20 | 21.5 | 32.0 |
| YSPI1050-1R5□ | 1.50 | 3.50 | 4.20 | 16.0 | 23.0 |
| YSPI1050-2R2□ | 2.20 | 6.60 | 8.50 | 10.0 | 18.0 |
| YSPI1050-3R3□ | 3.30 | 10.60 | 13.30 | 8.0 | 16.0 |
| YSPI1050-4R7□ | 4.70 | 13.80 | 18.00 | 8.0 | 14.0 |
| YSPI1050-5R6□ | 5.60 | 14.00 | 18.00 | 8.0 | 14.0 |
| YSPI1050-6R8□ | 6.80 | 18.30 | 23.00 | 6.5 | 12.0 |
| YSPI1050-100□ | 10.0 | 19.30 | 25.00 | 6.0 | 11.0 |
| YSPI1050-150□ | 15.0 | 39.00 | 52.00 | 3.6 | 6.0 |
| YSPI1050-220□ | 22.0 | 73.00 | 92.00 | 4.0 | 6.0 |
| YSPI1050-330□ | 33.0 | 107.0 | 120.0 | 3.0 | 5.0 |
| YSPI1050-470□ | 47.0 | 160.0 | 210.0 | 3.0 | 4.0 |
| YSPI1050-680□ | 68.0 | 240.0 | 300.0 | 3.0 | 4.0 |
| YSPI1050-101□ | 100 | 320.0 | 400.0 | 2.0 | 3.0 |

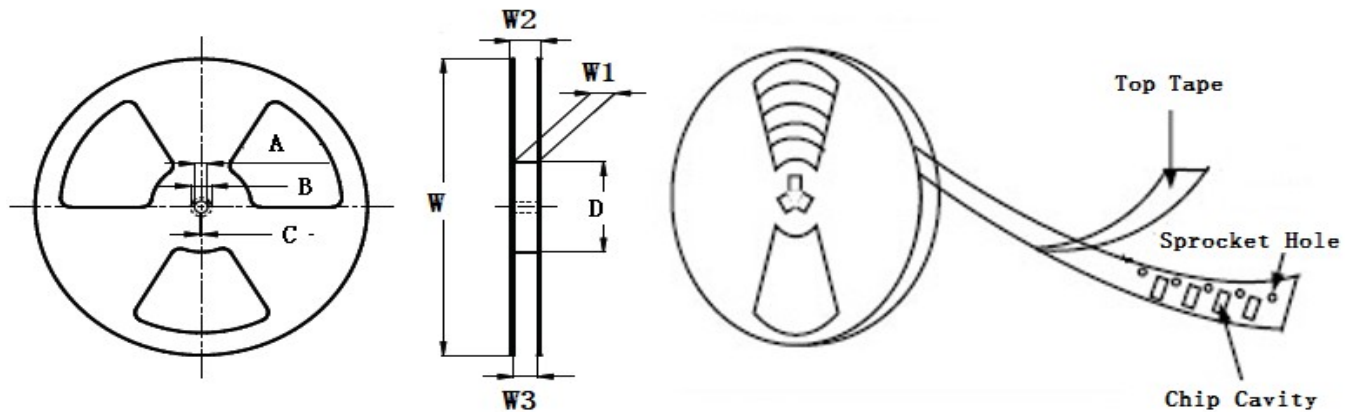
- ※ The saturation current value is the DC current value having inductance decrease down to 30%.(at 20°C)
- ※ The temperature rise current value is the DC current value having temperature increase up to 40°C. (at 20°C)
- ※ The rated current is the DC current value that satisfies both of current value saturation current value and temperature rise current value.

■ Taping Dimensions(Unit:mm)



| TYPE | W | A | B | C | D | E | P | K Ref | T | MPQ |
|----------|--------|----------|-----------|-------|----------|---------|--------|-------|-----------|-----|
| YSPI1050 | 24±0.3 | 10.6±0.1 | 11.45±0.1 | 10.75 | 11.5±0.1 | 5.5±0.1 | 16±0.1 | 5.1 | 0.40±0.05 | 500 |

■ Reel Dimensions(Unit:mm)



| TYPE | W | W1 | W2 | W3 | A | B | C | D |
|----------|---------|----------|---------|----------|-----------|-----------|----------|---------|
| YSPI1050 | 330±2.0 | 24.4±1.5 | 30.4MAX | 23.9 Min | 13.0±0.50 | 21.0±0.80 | 2.0±0.50 | 100 Min |

Direction of rolling



Cover tape peel off condition



Cover tape peel force shall be 0.1N to 1.3N.

Reference peel speed 300 ± 10 mm/min.