

■ Features

- Molding Inductor.
- Low Profile,Low Temp.
- Large Current(Over 15A).
- Customize For Different Need.
- Operating temperature:-40℃ ~ +125℃.

■ Applications

- General Electronic.
- Video Device,TV,TFT.
- Power Module for PC.
- NB/Lap Top Computer.
- Server,VGA Card/Module.

■ Product Identification

$\frac{\text{YSPI}}{(1)}$ $\frac{\square\square\square\square}{(2)}$ - $\frac{\square\square\square}{(3)}$ $\frac{\square}{(4)}$

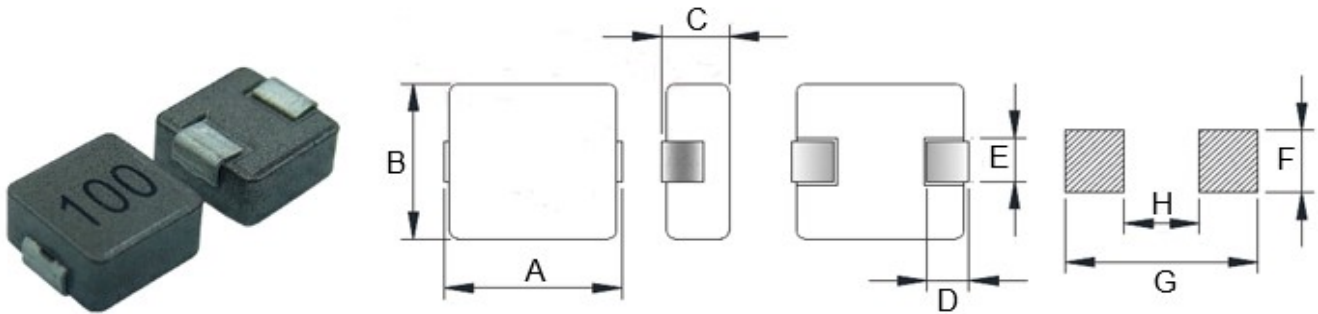
(1) : Type

(2) : Dimensions

(3) : Inductance value

(4) : Inductance Tolerance: N=±30%,M=±20%, K=±10%

■ Shapes and Dimensions (Unit: mm)



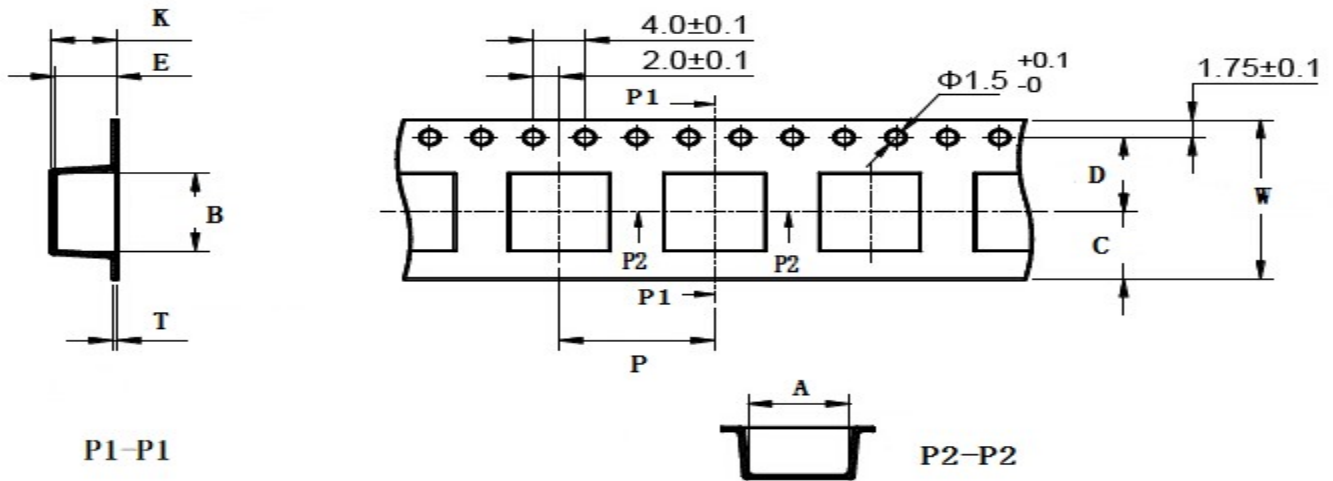
TYPE	A	B	C Max.	D	E Ref.	F Ref.	G Ref.	H Ref.
YSPI0750	7.3±0.5	6.6±0.5	5.0	1.5±0.5	3.0±0.3	3.4	7.3	3.7

■ YSPI0750 Series

Part Number	Inductance (uH) @100KHz	DC Resistance (mΩ)		Heat Rating Current (A)	Saturation Current (A)
		Typ.	Max.		
YSPI0750-R36□	0.36	3.2	3.5	21.0	25.0
YSPI0750-R47□	0.47	3.6	3.8	20.0	21.0
YSPI0750-R56□	0.56	3.4	3.6	20.0	26.0
YSPI0750-R68□	0.68	3.9	4.2	16.0	18.0
YSPI0750-R82□	0.82	4.6	4.9	15.0	17.0
YSPI0750-1R0□	1.00	6.5	8.5	13.0	12.0
YSPI0750-1R5□	1.50	8.5	12.0	10.0	10.0
YSPI0750-2R2□	2.20	11.0	14.0	9.5	9.5
YSPI0750-3R3□	3.30	18.0	22.0	8.5	9.0
YSPI0750-4R7□	4.70	22.0	30.0	6.5	8.0
YSPI0750-6R8□	6.80	33.0	45.0	5.5	7.0
YSPI0750-100□	10.0	47.0	61.0	4.5	6.0
YSPI0750-150□	15.0	77.0	95.0	3.1	4.0
YSPI0750-220□	22.0	108	140	2.6	3.5
YSPI0750-330□	33.0	160	210	2.3	3.0
YSPI0750-470□	47.0	192	290	2.0	2.8

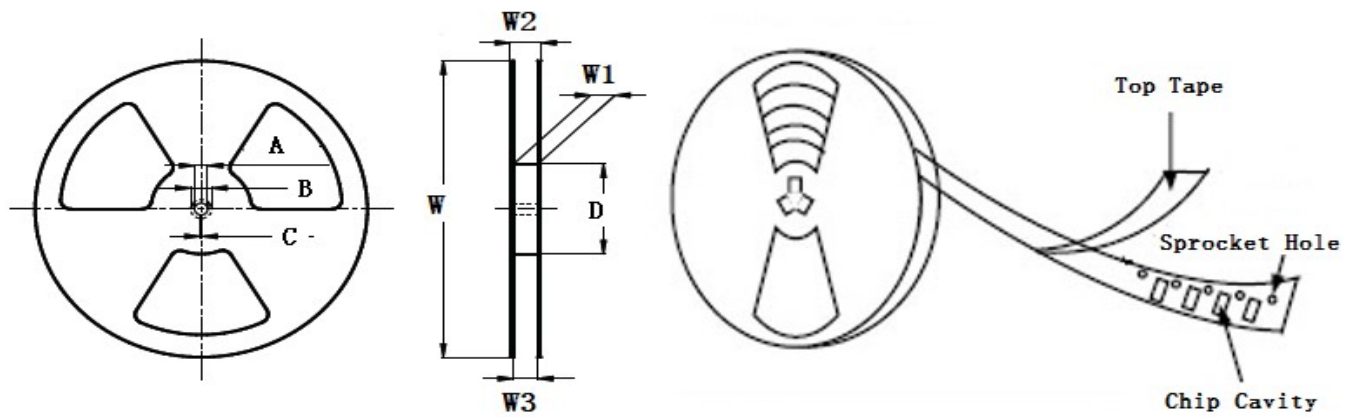
-
- ※ The saturation current value is the DC current value having inductance decrease down to 30%.(at 20°C)
 - ※ The temperature rise current value is the DC current value having temperature increase up to 40°C. (at 20°C)
 - ※ The rated current is the DC current value that satisfies both of current value saturation current value and temperature rise current value.

■ Taping Dimensions(Unit:mm)



TYPE	W	A	B	C	D	E	P	K Ref	T	MPQ
YSPI0750	16±0.3	7.1±0.1	7.30±0.1	6.75	7.5±0.1	5.5±0.1	12±0.1	5.1	0.40±0.05	1000

■ Reel Dimensions(Unit:mm)



TYPE	W	W1	W2	W3	A	B	C	D
YSPI0750	330±2.0	16.4±2.00	22.4MAX	15.9 Min	13.0±0.50	21.0±0.80	2.0±0.50	100 Min

Direction of rolling



Cover tape peel off condition



Cover tape peel force shall be 0.1N to 1.3N.

Reference peel speed 300 ± 10 mm/min.