

■ Features

- High current type.
- Ferrite bobbin core and compact size.
- Low core loss for high frequency power application.
- Large terminal surface for good PCB bonding.
- Operating temperature:-40°C ~ +125°C.

■ Applications

- Portable communication equipment.
- Notebook PC,digital camera,LCD television set.
- Power supply for VTR,OA equipment.
- DC/DC converters.

■ Product Identification

$\frac{\text{YPRH}}{(1)} \quad \frac{\square\square\square\square}{(2)} - \frac{\square\square\square}{(3)} \quad \frac{\square}{(4)}$

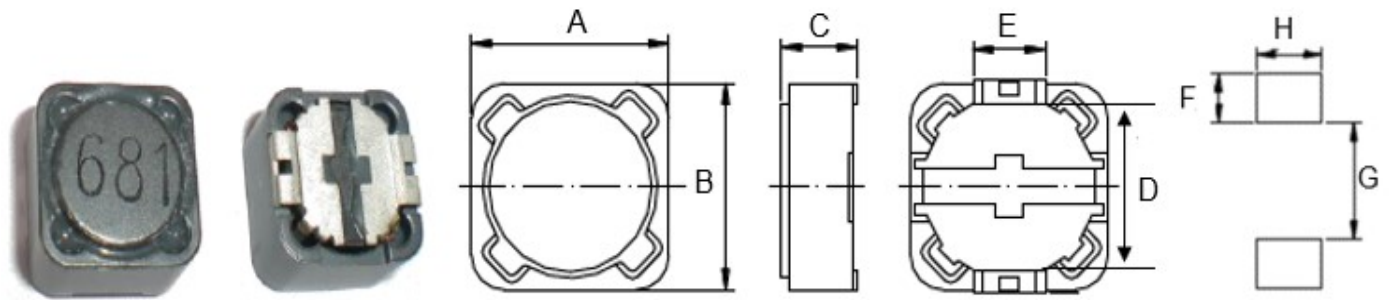
(1) : Type

(2) : Dimensions

(3) : Inductance value

(4) : Inductance Tolerance; N=±30%,M=±20%, K=±10%

■ Shapes and Dimensions (Unit: mm)



TYPE	A	B	C max	D	E	F Ref.	G Ref.	H Ref.
YPRH1205	12.0±0.5	12.0±0.5	6.0	7.60±0.2	5.0	2.8	7.0	5.4

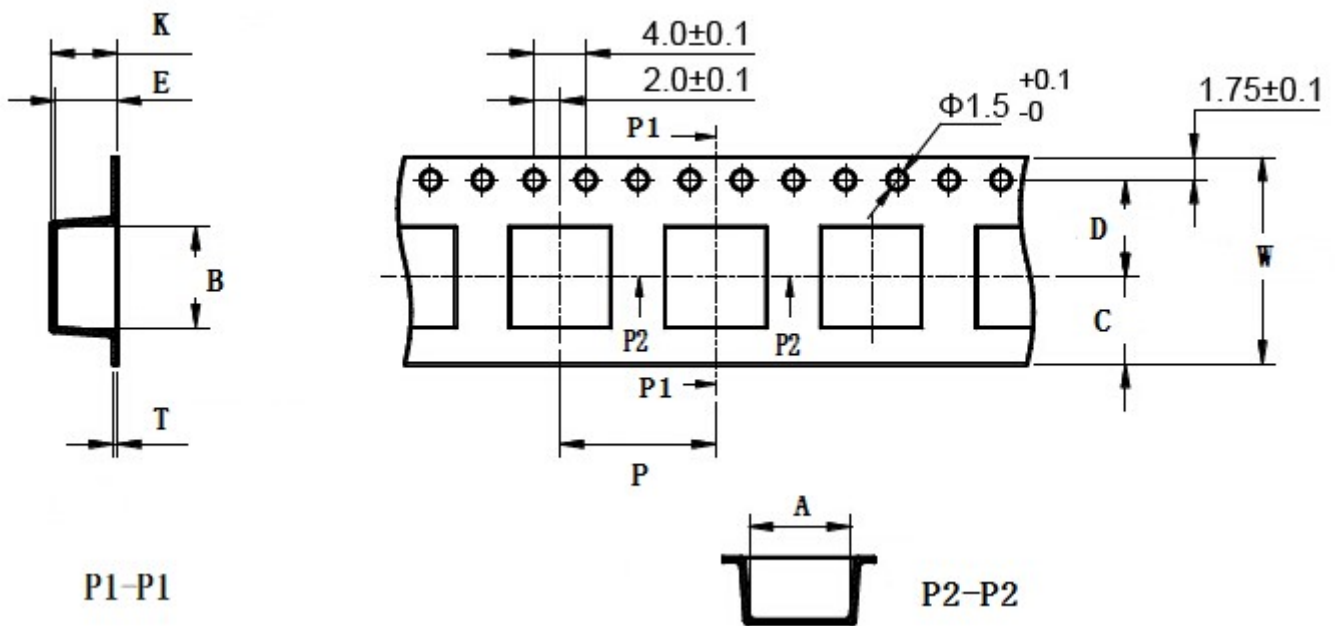
■ YPRH1205 Series

Part Number	Inductance (uH)	L Test Frequency (KHz)	Max.DC Resistance (Ω)	MAX.Rated Current (A)
YPRH1205-1R0□	1.00	100	0.012	8.00
YPRH1205-1R3□	1.30	100	0.012	8.00
YPRH1205-1R5□	1.50	100	0.013	7.70
YPRH1205-1R8□	1.80	100	0.014	7.40
YPRH1205-2R1□	2.10	100	0.014	7.00
YPRH1205-2R2□	2.20	100	0.015	7.00
YPRH1205-2R5□	2.50	100	0.017	6.40
YPRH1205-3R0□	3.00	100	0.018	5.80
YPRH1205-3R3□	3.30	100	0.019	5.40
YPRH1205-4R4□	4.40	100	0.020	5.00
YPRH1205-4R7□	4.70	100	0.020	4.80
YPRH1205-5R6□	5.60	100	0.021	4.40
YPRH1205-6R8□	6.80	100	0.022	4.30
YPRH1205-7R5□	7.50	100	0.024	4.20
YPRH1205-7R7□	7.70	100	0.024	4.20
YPRH1205-8R2□	8.20	100	0.025	4.10

Part Number	Inductance (μ H)	L Test Frequency (KHz)	Max.DC Resistance (Ω)	MAX.Rated Current (A)
YPRH1205-100□	10.0	100	0.025	4.00
YPRH1205-120□	12.0	100	0.027	3.50
YPRH1205-150□	15.0	100	0.030	3.30
YPRH1205-180□	18.0	100	0.034	3.00
YPRH1205-220□	22.0	100	0.036	2.80
YPRH1205-270□	27.0	100	0.051	2.30
YPRH1205-330□	33.0	100	0.060	2.10
YPRH1205-390□	39.0	100	0.068	2.00
YPRH1205-470□	47.0	100	0.075	1.80
YPRH1205-560□	56.0	100	0.110	1.70
YPRH1205-680□	68.0	100	0.120	1.50
YPRH1205-820□	82.0	100	0.140	1.40
YPRH1205-101□	100	100	0.160	1.30
YPRH1205-121□	120	100	0.170	1.10
YPRH1205-151□	150	100	0.230	1.00
YPRH1205-181□	180	100	0.290	0.90
YPRH1205-221□	220	100	0.400	0.80
YPRH1205-271□	270	100	0.460	0.75
YPRH1205-331□	330	100	0.510	0.68
YPRH1205-391□	390	100	0.690	0.65
YPRH1205-471□	470	100	0.770	0.58
YPRH1205-561□	560	100	0.860	0.54
YPRH1205-681□	680	100	1.200	0.48
YPRH1205-821□	820	100	1.340	0.43
YPRH1205-102□	1000	100	1.530	0.40
YPRH1205-103□	10000	100	18.000	0.06

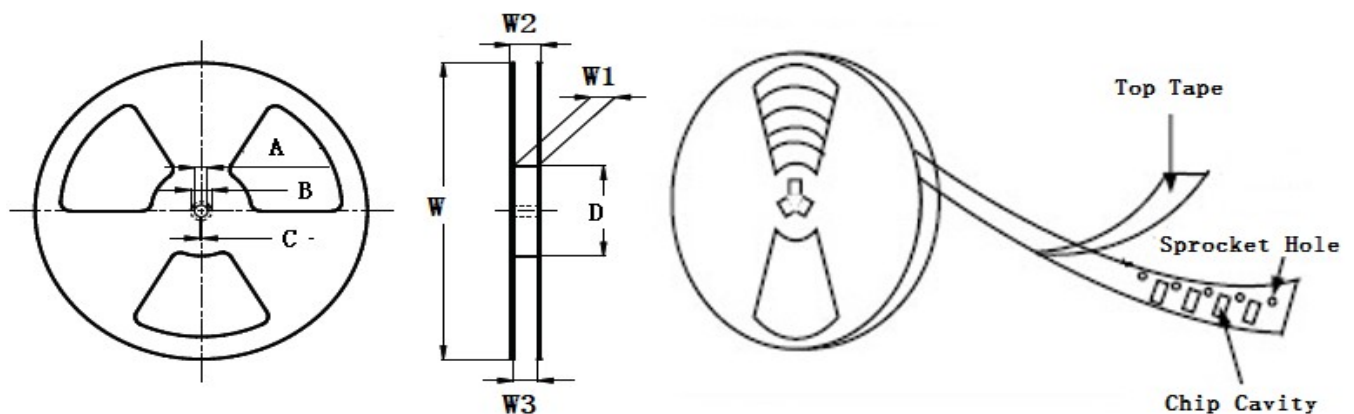
- ※ The saturation current value is the DC current value having inductance decrease down to 30%.(at 20°C)
- ※ The temperature rise current value is the DC current value having temperature increase up to 40°C. (at 20°C)
- ※ The rated current is the DC current value that satisfies both of current value saturation current value and temperature rise current value.

■ Taping Dimensions(Unit:mm)



TYPE	MPQ	W	A	B	C	D	E	P	K	T
YPRH1205	500	24±0.3	12.6±0.1	12.6±0.1	10.75	11.5±0.1	6.1±0.1	16±0.1	6.3 Ref	0.4±0.05

■ Reel Dimensions(Unit:mm)



TYPE	W	W1	W2	W3	A	B	C	D
YPRH1205	330±2.00	24.4±1.50	30.40 Max	23.90 Min	13.0±0.50	21.0±0.80	2.0±0.50	100 Min

Direction of rolling



Cover tape peel off condition



Cover tape peel force shall be 0.1N to 1.3N.

Reference peel speed 300 ± 10 mm/min.