

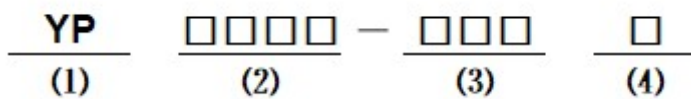
■ Features

- High current Type.
- Ferrite bobbin core and compact size.
- Low core loss for high frequency power application.
- Large terminal surface for good PCB bonding.
- Operating temperature:-40°C ~ +125°C.

■ Applications

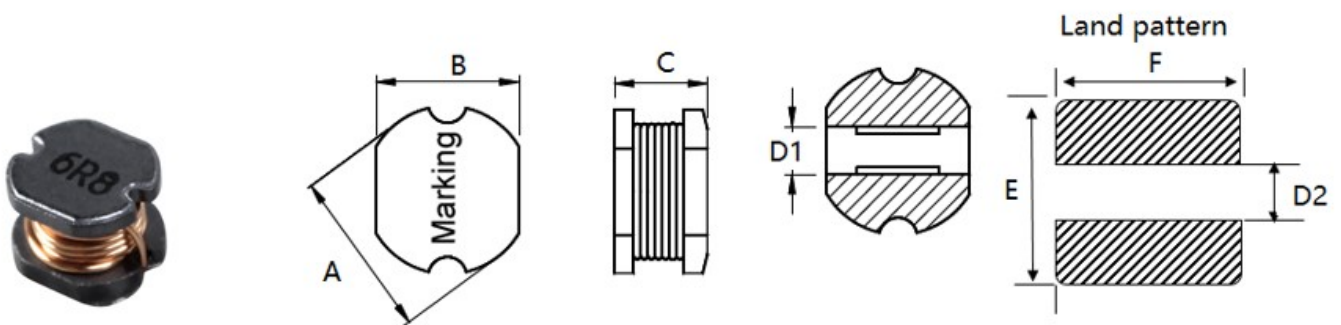
- Portable communication equipment.
- Notebook PC,digital camera,LCD television set.
- Power supply for VTR,OA equipment.
- DC/DC converters.

■ Product Identification



- (1) : Type
- (2) : Dimensions
- (3) : Inductance value
- (4): Inductance Tolerance: N=±30%,M=±20%, L=±15%, K=±10%

■ Shapes and Dimensions (Unit: mm)



TYPE	A	B	C	D1 Ref.	D2 Ref.	E Ref.	F Ref.
YP0403	4.5±0.3	4.0±0.3	3.2±0.3	1.4	1.5	5.0	4.5

■ YP0403 Series

Part Number	Inductance (uH)	L Test Frequency (KHz)	Max.DC Resistance (Ω)	Max.Rated Current (A)
YP0403-1R0□	1.00	100	0.033	3.80
YP0403-1R5□	1.50	100	0.038	3.30
YP0403-1R8□	1.80	100	0.042	2.91
YP0403-2R2□	2.20	100	0.047	2.60
YP0403-2R7□	2.70	100	0.052	2.43
YP0403-3R3□	3.30	100	0.058	2.15
YP0403-3R9□	3.90	100	0.076	1.98
YP0403-4R7□	4.70	100	0.094	1.70
YP0403-5R6□	5.60	100	0.101	1.60
YP0403-6R8□	6.80	100	0.117	1.41
YP0403-8R2□	8.20	100	0.132	1.26
YP0403-100□	10.0	100	0.182	1.15
YP0403-120□	12.0	100	0.210	1.05
YP0403-150□	15.0	100	0.235	0.92
YP0403-180□	18.0	100	0.338	0.84
YP0403-220□	22.0	100	0.378	0.76
YP0403-270□	27.0	100	0.522	0.71
YP0403-330□	33.0	100	0.540	0.64
YP0403-390□	39.0	100	0.587	0.59
YP0403-470□	47.0	100	0.844	0.54
YP0403-560□	56.0	100	0.937	0.50
YP0403-680□	68.0	100	1.117	0.46
YP0403-820□	82.0	100	1.345	0.45

■ YP0403 Series

Part Number	Inductance (uH)	L Test Frequency (KHz)	Max.DC Resistance (Ω)	Max.Rated Current (A)
YP0403-101□	100	100	1.520	0.44
YP0403-121□	120	100	1.800	0.43
YP0403-151□	150	100	2.000	0.42
YP0403-181□	180	100	3.200	0.38
YP0403-221□	220	100	3.400	0.36
YP0403-271□	270	100	3.900	0.34
YP0403-331□	330	100	5.300	0.28
YP0403-391□	390	100	5.900	0.24
YP0403-471□	470	100	6.800	0.21
YP0403-561□	560	100	8.500	0.20
YP0403-681□	680	100	10.000	0.18
YP0403-821□	820	100	13.400	0.15
YP0403-102□	1000	100	15.600	0.14

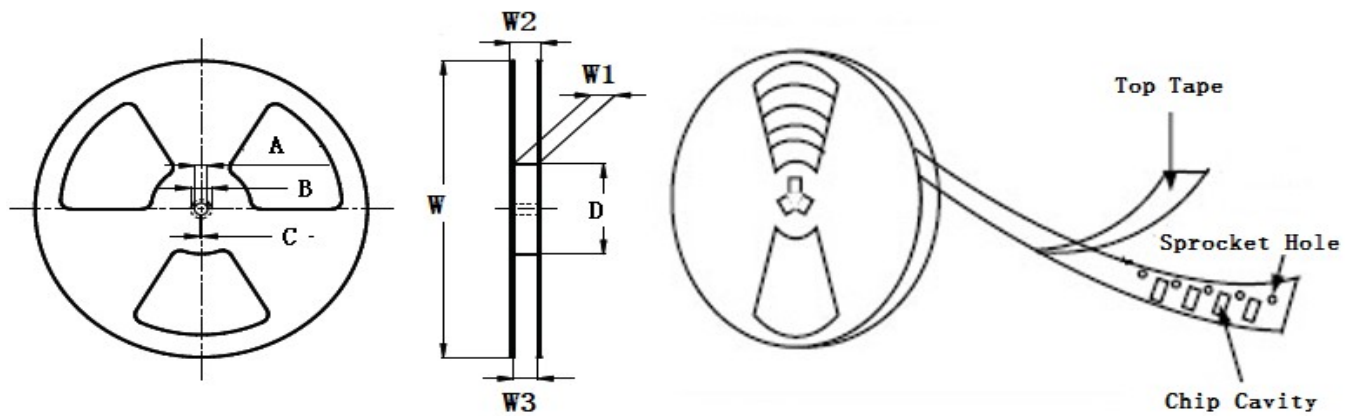
- ※ The saturation current value is the DC current value having inductance decrease down to 30%.(at 20°C)
- ※ The temperature rise current value is the DC current value having temperature increase up to 40°C. (at 20°C)
- ※ The rated current is the DC current value that satisfies both of current value saturation current value and temperature rise current value.

■ Taping Dimensions(Unit:mm)



TYPE	W	A	B	C	D	E	P	K Ref	T	MPQ
YP0403	12±0.3	4.20±0.1	5.15±0.1	4.75	5.5±0.1	3.40±0.1	8.0±0.1	3.6	0.35±0.05	2000

■ Reel Dimensions(Unit:mm)



TYPE	W	W1	W2	W3	A	B	C	D
YP0403	330±2.0	12.8±1.50	18.4MAX	11.9 Min	13.0±0.50	21.0±0.80	2.0±0.50	100 Min

Direction of rolling



Cover tape peel off condition



Cover tape peel force shall be 0.1N to 1.3N.

Reference peel speed 300±10mm/min.