

■ Features

- Low profile construction and miniature size.
- Magnetic shielded construction.
- High current saturation.
- Operating temperature:-40°C ~ +125°C.
- RoHS compliant.

■ Applications

- For small DC/DC converter(HDD,DVC,DSC,PDA,LCD display etc.).
- Car navigation systems,telecom base stations.
- VR,AR,LED lighting.

■ Product Identification



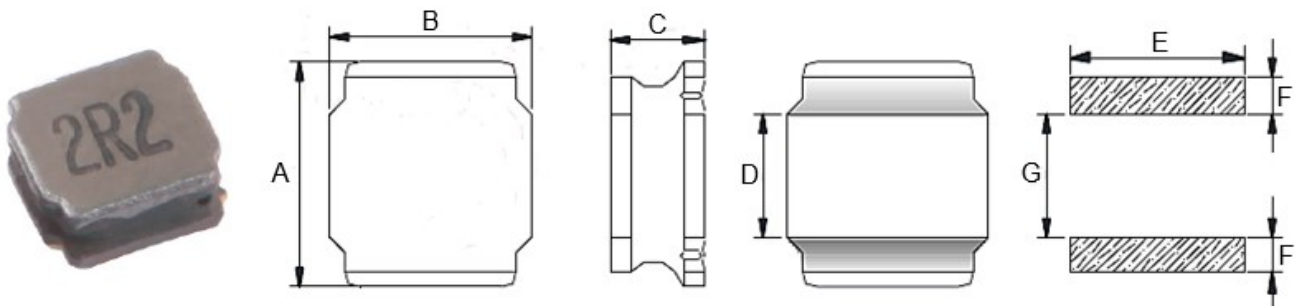
(1) : Type

(2) : Dimensions

(3) : Inductance value

(4) : Inductance Tolerance; N=±30%,M=±20%, K=±10%

■ Shapes and Dimensions (Unit: mm)



TYPE	A	B	C Max.	D	E Ref.	F Ref.	G Ref.
YNR8040	8.0±0.3	8.0±0.3	4.20	2.00±0.3	7.50	2.20	3.80

■ YNR8040 Series

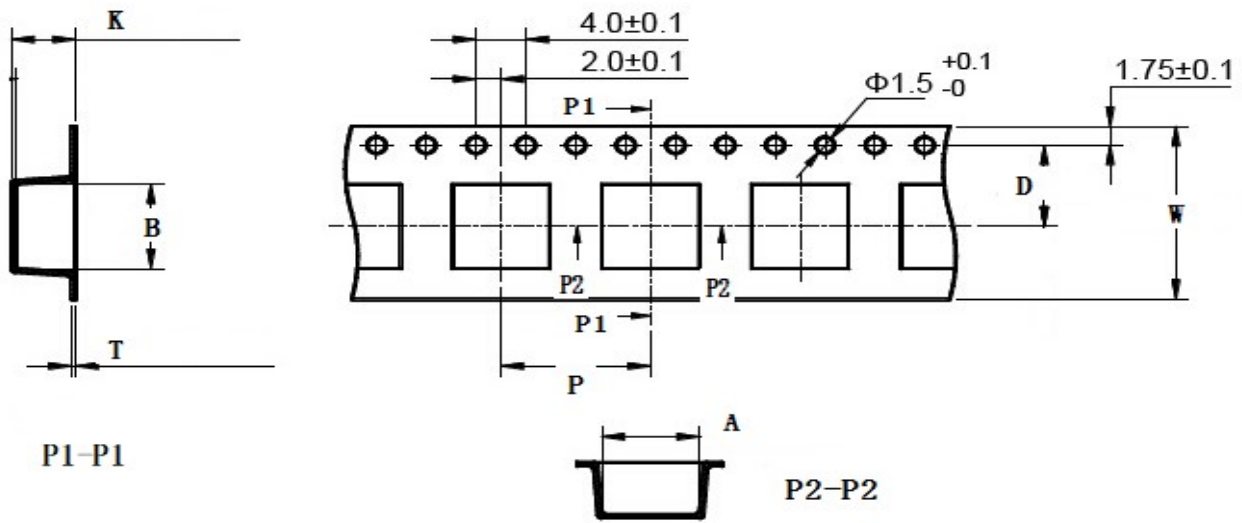
Part Number	Inductance (uH) @100KHz	DC Resistance (Ω)		Heat Rating Current (A)	Saturation Current (A)
		Typ.	Max.		
YNR8040-R82□	0.82	0.008	0.010	6.30	13.80
YNR8040-1R0□	1.00	0.008	0.010	6.30	9.85
YNR8040-1R2□	1.20	0.010	0.013	5.65	10.00
YNR8040-1R5□	1.50	0.010	0.013	5.65	8.15
YNR8040-2R0□	2.00	0.012	0.016	5.15	9.25
YNR8040-2R2□	2.20	0.012	0.016	5.15	7.10
YNR8040-3R0□	3.00	0.014	0.018	4.70	6.10
YNR8040-3R3□	3.30	0.017	0.022	4.40	6.50
YNR8040-3R6□	3.60	0.017	0.022	4.35	7.52
YNR8040-3R9□	3.90	0.017	0.022	4.35	5.75
YNR8040-4R7□	4.70	0.019	0.025	4.10	5.90
YNR8040-5R1□	5.10	0.019	0.025	4.05	4.70
YNR8040-5R6□	5.60	0.021	0.027	3.85	6.00
YNR8040-6R8□	6.80	0.024	0.031	3.60	4.55
YNR8040-8R2□	8.20	0.026	0.034	3.45	4.20
YNR8040-100□	10.0	0.029	0.038	3.30	3.60
YNR8040-120□	12.0	0.041	0.053	2.80	3.50
YNR8040-150□	15.0	0.047	0.061	2.60	2.95
YNR8040-180□	18.0	0.053	0.069	2.40	2.70
YNR8040-220□	22.0	0.069	0.090	2.10	2.40
YNR8040-270□	27.0	0.078	0.101	2.00	2.15
YNR8040-330□	33.0	0.097	0.126	1.80	2.05
YNR8040-360□	36.0	0.102	0.133	1.75	2.00
YNR8040-390□	39.0	0.107	0.138	1.70	1.95

■ YNR8040 Series

Part Number	Inductance (uH) @100KHz	DC Resistance (Ω)		Heat Rating Current (A)	Saturation Current (A)
		Typ.	Max.		
YNR8040-430□	43.0	0.113	0.147	1.65	1.90
YNR8040-470□	47.0	0.136	0.177	1.55	1.75
YNR8040-510□	51.0	0.142	0.185	1.50	1.70
YNR8040-620□	62.0	0.182	0.237	1.30	1.50
YNR8040-680□	68.0	0.196	0.255	1.25	1.45
YNR8040-750□	75.0	0.211	0.274	1.20	1.35
YNR8040-820□	82.0	0.225	0.293	1.15	1.30
YNR8040-910□	91.0	0.272	0.354	1.05	1.20
YNR8040-101□	100	0.290	0.377	1.00	1.15
YNR8040-121□	120	0.334	0.434	0.95	1.05
YNR8040-151□	150	0.410	0.533	0.85	1.10
YNR8040-181□	180	0.520	0.676	0.83	0.95
YNR8040-221□	220	0.599	0.779	0.80	0.85
YNR8040-271□	270	0.750	0.975	0.75	0.80
YNR8040-331□	330	0.889	1.156	0.64	0.68
YNR8040-391□	390	0.860	1.118	0.60	0.53
YNR8040-471□	470	1.260	1.625	0.50	0.60
YNR8040-561□	560	1.790	2.327	0.47	0.50
YNR8040-681□	680	2.040	2.652	0.45	0.50
YNR8040-821□	820	2.800	3.640	0.35	0.53
YNR8040-102□	1000	2.800	3.640	0.35	0.40
YNR8040-152□	1500	5.000	6.500	0.26	0.32

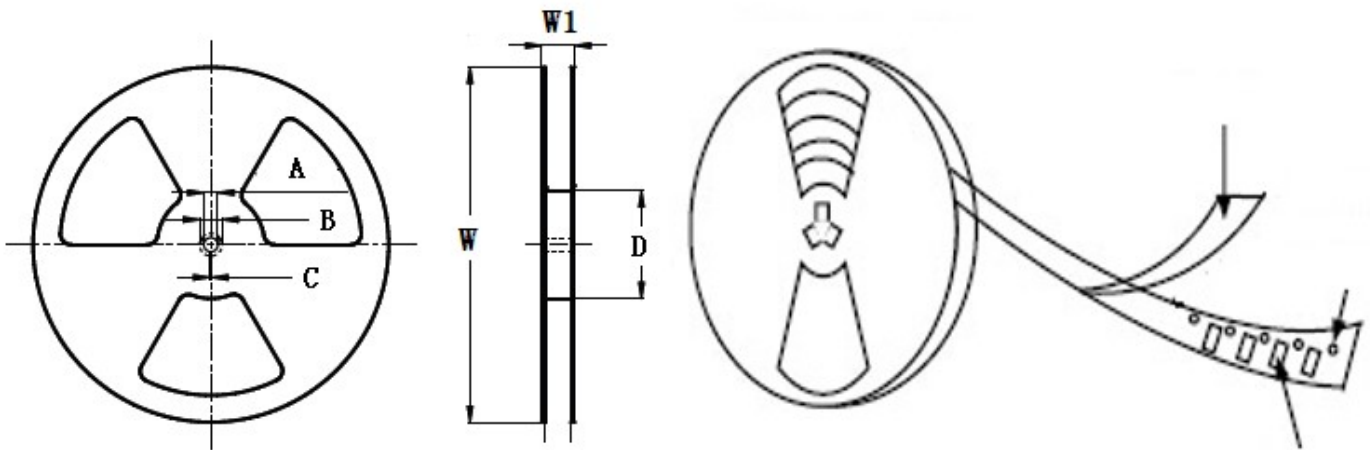
- ※ The saturation current value is the DC current value having inductance decrease down to 30%.(at 20°C)
- ※ The temperature rise current value is the DC current value having temperature increase up to 40°C. (at 20°C)
- ※ The rated current is the DC current value that satisfies both of current value saturation current value and temperature rise current value.

■ Taping Dimensions(Unit:mm)



TYPE	Chip Thickness	W	A	B	D	P	K Max	T Max	MPQ
YNR8040	4.00	16.0	8.35	8.35	7.50	12.0	4.50	0.40	1000

■ Reel Dimensions(Unit:mm)

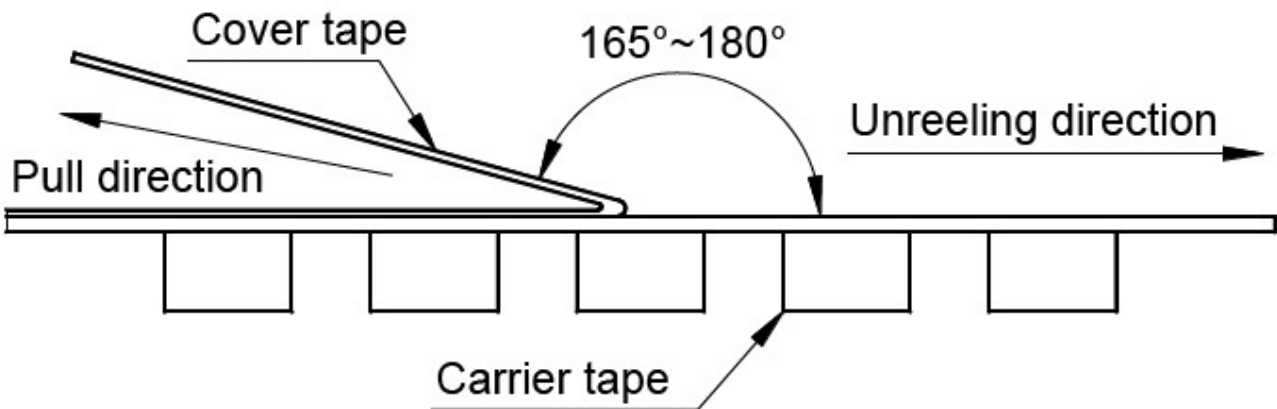


TYPE	W	W1	A	B	C	D
YNR8040	330±2.0	16.5±1.50	13.0±0.50	21.0±0.80	2.0±0.50	100 Min

Direction of rolling



Cover tape peel off condition



Cover tape peel force shall be 0.1N to 1.3N.

Reference peel speed 300±10mm/min.