


Aluminum Housed
Resistors

Power Wirewound Type

Lug / Threaded Style [AHA Series]
Straight Leadwire Style [AHP Series]

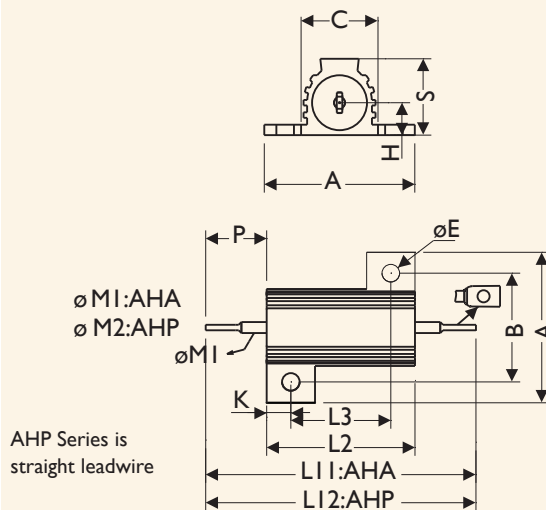


FEATURES

Power Rating	5W, 10W, 25W, 50W
Resistance Tolerance	±1%, ±2%, ±5%, ±10%
T.C.R.	±50ppm/°C, ±100ppm/°C, ±200ppm/°C


DIMENSIONS

Unit: mm



STYLE	DIMENSION									
	LII	LI2	L2	L3	A	B	C	ØE	S	H
Normal										
AHA500/AHP500	28.6±1.5	71.2±1.5	15.2±0.5	11.5±0.5	16.4±0.5	12.5±0.5	8.5±0.5	2.4±0.3	8.1±1.0	3.8±1.0
AHA10A/AHP10A	34.9±1.5	75.0±1.5	19.0±0.5	14.2±0.5	20.3±0.5	15.9±0.5	10.7±0.5	2.4±0.3	9.9±1.0	4.2±1.0
AHA25A/AHP25A	49.2±1.5	83.0±1.5	27.0±0.5	18.2±0.5	27.4±0.5	19.8±0.5	14.0±0.5	3.2±0.3	13.9±1.0	5.9±1.0
AHA50A/AHP50A	70.6±1.5	106±1.5	50.0±0.5	40.0±0.5	29.0±0.5	21.4±0.5	16.0±0.5	3.2±0.3	15.5±1.0	6.6±1.0

DERATING CURVE



ELECTRICAL CHARACTERISTICS

STYLE	AHA500 AHP500	AHA10A AHP10A	AHA25A AHP25A	AHA50A AHP50A
Power Rating on std. heatsink at 25°C	5W	10W	25W	50W
Power Rating without heatsink at 25°C	3W	8W	12.5W	20W
Voltage Proof on Insulation	1,000V			1,000V
Resistance Range	0.1Ω - 1KΩ	0.1Ω - 1.5KΩ	0.1Ω - 5.1KΩ	0.1Ω - 15KΩ
Operating Temp. Range	-55°C to +275°C			
Temperature Coefficient	±50ppm/°C, ±100ppm/°C, ±200ppm/°C			

Note: Special value is available on request.

ENVIRONMENTAL CHARACTERISTICS

PERFORMANCE TEST	TEST METHOD	APPRAISE
Short Time Overload	IEC 60115-1 4.13 5 times of rated power for 5 sec.	±1.0%+0.05Ω
Voltage Proof on Insulation	IEC 60115-1 4.7 In V-Block for 60 sec., test voltage as above table	No Breakdown
Temperature Coefficient	IEC 60115-1 4.8 -55°C to +250°C	By type
Insulation Resistance	IEC 60115-1 4.6 in V-block for 60 Sec.	>100MΩ
Solderability	IEC 60115-1 4.17 245±5°C for 3±0.5 Sec.	95% Min. coverage
Solvent Resistance of Marking	IEC 60115-1 4.30 IPA for 5±0.5 Min. with ultrasonic	No deterioration of coatings and markings
Robustness of Terminations	IEC 60115-1 4.16 Pull test (30 Sec. Min): 5W: 1kg, 10W: 2.3kg, 25 - 50W: 4.5kg	±0.2%+0.05Ω
Damp Heat Steady State	IEC 60115-1 4.24 40±2°C, 90-95% RH for 56 days, loaded with 0.1 times RCWV	±5.0%+0.05Ω
Endurance at 70°C	IEC 60115-1 4.25 70±2°C at RCWV (or Umax., Whichever less) for 1,000 Hr. (1.5Hr.on, 0.5Hr. Off)	±5.0%+0.05Ω
Temperature Cycling	IEC 60115-1 4.19 -55°C ⇌ Room Temp. ⇌ +155°C ⇌ Room Temp. (5 cycles)	±1.0%+0.05Ω
Resistance to Soldering Heat	IEC 60115-1 4.18 260±3°C for 10±1 Sec., immersed to a point 3±0.5mm from the body	±1.0%+0.05Ω

Note: Rated Continuous Working Voltage (RCWV) = $\sqrt{\text{Power Rating} \times \text{Resistance Value}}$ or Max. working voltage listed above, whichever less.

Revision: 2020