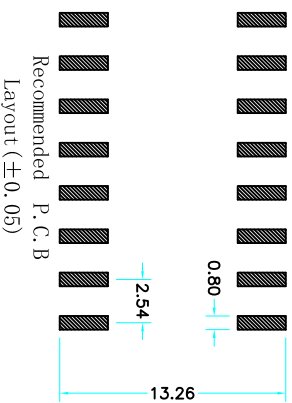
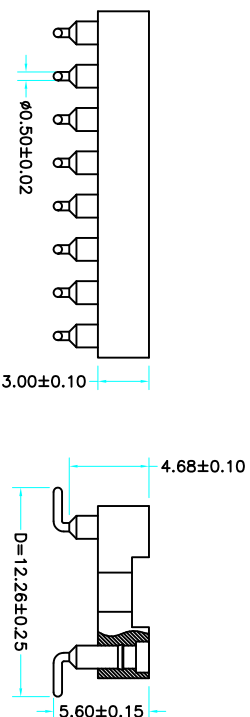
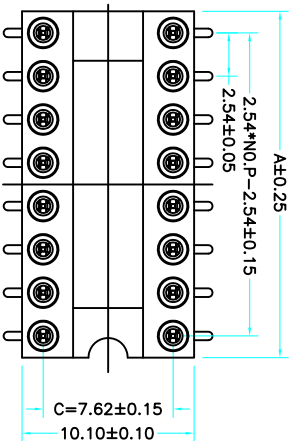


Poles	Dimensions(mm) A
2*02	5.08
2*03	7.62
2*04	10.16
2*05	12.70
2*06	15.24
2*07	17.78
2*08	20.32
2*09	22.86
2*10	25.40
2*12	30.48
2*14	35.56
2*16	40.64
2*20	50.80
2*21	53.34
2*24	60.96
2*25	63.50



Technical Data
Pin(outer sleeve):Brass,machined CuZn38Pb2
Clip(Contact 4 Finger):Beryllium copper,heat treated
Insulator:PBT UL94V-0 colour:black
Tin Plated:2um/80u"Ni,5um/200u"Sn
Gold Plated:2um"/80u"Ni,GF
Current rating:3Amps
Contact resistance:max 10m Ω
Dielectric strength:min 1000V RMS
Operating temperature:-40°C to+105°C

X5621 F V S-2*XX-C762 D1226
① ② ③ ④ ⑤ ⑥ ⑦

- ① Series.No.
- ② Category : F-Female
- ③ Welding Board Angle : V-Straight 180°
- ④ S:SMT
- ⑤ Row No-Pin No:2*XX-03,04,05,06,07,08,09,10,12,14,16, 20,21,24,25
- ⑥ Plastic Height :C=7.62mm
Pin Length :D:1226=12.26mm

X5621FVS-2*XX-C762D1226	PBT 94V-0	Brass	Tin Gold 1u"	X5621F
PART NO	Material	Material(Terminal)	Finish(Terminal)	Mates With XKB Pin Header

MARK	DESCRIPTION	DATE	REVISED	APPROVED	UNSPECIFIED TOLERANCES
AX					ANGULAR ±5°
AX					L ≤ 4 ±0.2
AX					4<L ≤ 16 ±0.3
AX					16<L ≤ 63 ±0.4
MARK					L > 63 ±0.5

REVISIONS				MODEL TYPE:	
WWW.XKB-DIG.COM WWW.HELLKOK.COM WWW.HELLKOK.COM				PART NO.:	
XKB INDUSTRIAL PRECISION CO., LIMITED				DWG NO.:	
				X5621FVS-2*XX-C762D1226	
				WEIGHT	
				1.0g	
				SHEET	
				1/1	
				REVISION	
				A0	