

A

B

C

D

E

F

G

A

B

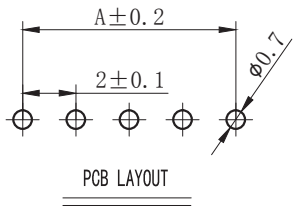
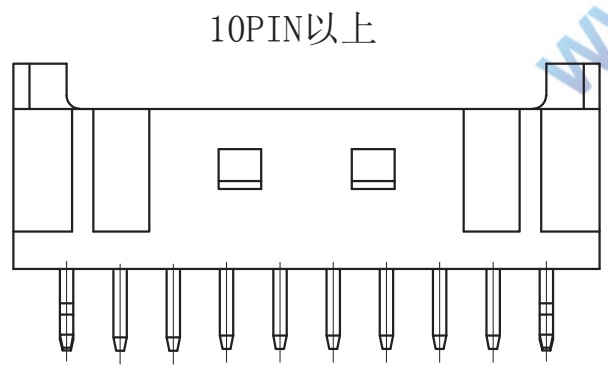
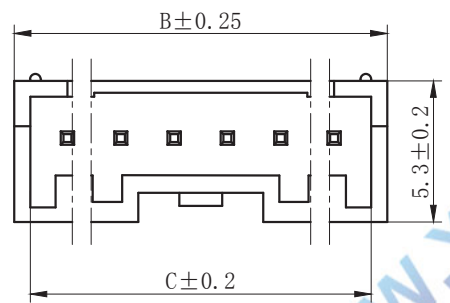
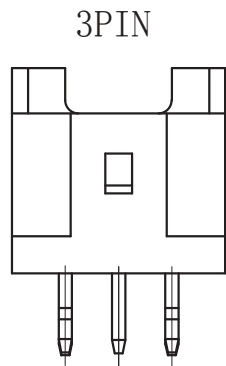
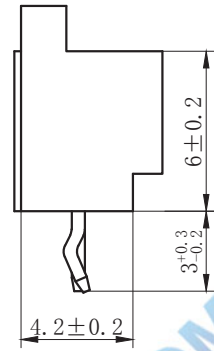
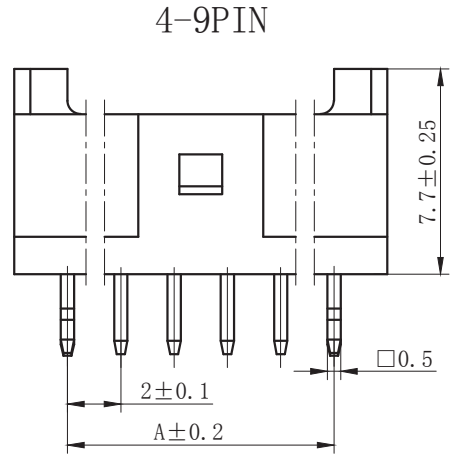
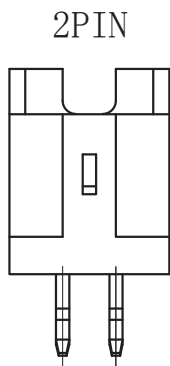
C

D

E

F

G



SPECIFICATIONS

- 1.Voltage rating: 250V AC, DC
 - 2.Current rating: 3A, AC, DC
 - 3.Withstanding Voltage: 1000V AC/minute
 - 4.Insulation resistance:800M min
 - 5.Temperature range: -25 ° C-+85 ° C
 - 6.Contact resistance: 20m max
- WAFER

Housing Material: Nylon UL94V-0
 Pin Material: Phosphor Bronze or Brass
 Contact Area Plating: Plated Tin or Plated Gold
 Mates with :P2029 series Housing
 Poles:02-16P
 Part No.: M2029V-xx-N0

Pin位数

P/N	DIM A	DIM B	DIM C
2	2.0	6.0	4.8
3	4.0	8.0	6.8
4	6.0	10.0	8.8
5	8.0	12.0	10.8
6	10.0	14.0	12.8
7	12.0	16.0	14.8
8	14.0	18.0	16.8
9	16.0	20.0	18.8
10	18.0	22.0	20.8
11	20.0	24.0	22.8
12	22.0	26.0	24.8
13	24.0	28.0	26.8
14	26.0	30.0	28.8
15	28.0	32.0	30.8
16	30.0	34.0	32.8

WWW.XFCONN.COM

CONN. TYPE

PCB LAYOUT

TOLERANCE UNLESS OTHERWISE				DRAWN	CK	tan
X.	±0.30	X°	±5°	CHKD		
.X	±0.20	.X°	±2°	APPD		
.XX	±0.08	.XX°	±1°	VIEW	⊕	⊖
.XXX	±0.03	.XXX°	±0.5°			

XFCN兴飞连接器有限公司
 CONNECTORS XFCN CONNECTORS CO., LTD.

PRODUCT NAME: 2.00mm Crimp Style Connectors
 PART. NO.: M2029V-xx-N0

SHEET	1/1
DATE	2010. 4. 12
UNITS	mm
SCALE	1:1
DWG. NO.	009

AO
VER

MODIFICATION

DRAW

DATE