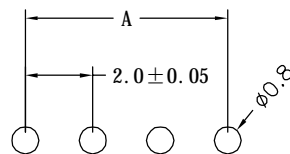
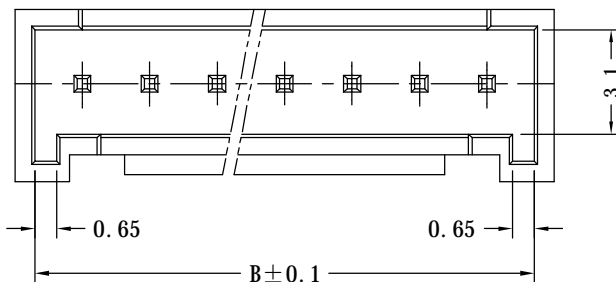


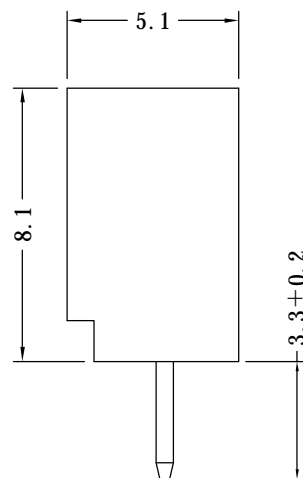
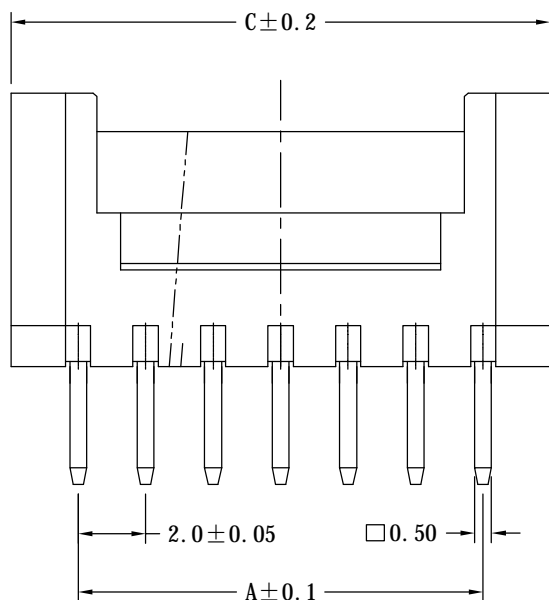
DIM	PIN		
	A	B	C
2P	2.0	4.75	6.0
3P	4.0	6.75	8.0
4P	6.0	8.75	10.0
5P	8.0	10.75	12.0
6P	10.0	12.75	14.0
7P	12.0	14.75	16.0
8P	14.0	16.75	18.0
9P	16.0	18.75	20.0
10P	18.0	20.75	22.0
11P	20.0	22.75	24.0
12P	22.0	24.75	26.0
13P	24.0	26.75	28.0
14P	26.0	28.75	30.0
15P	28.0	30.75	32.0
16P	30.0	32.75	34.0



P.C.B. Layout

SPECIFICATIONS

- Voltage rating: 250V AC, DC
- Current rating: 3A, AC, DC
- Withstanding Voltage: 1000V AC/minute
- Insulation resistance: 1000M min
- Temperature range: -25 °C ~ +85 °C
- Contact resistance: 30m max
- Housing Material: Nylon66 UL94V-0
- Pin Material: Brass
- Contact Area Plating: Tin-Plated
- Part No.: M2016V-XX-N0



				TOLERANCE UNLESS OTHERWISE		DRAWN	CK tan	XFCN 兴飞连接器有限公司 CONNECTORS XFCN CONNECTORS CO., LTD.		SHEET	1/1
				X.	±0.30	X°	±5°			CHKD	DATE
				.X	±0.20	.X°	±2°	APPD	PRODUCT NAME	2.00mm Crimp Style Connectors	
				.XX	±0.08	.XX°	±1°	VIEW	PART. NO.	M2016V-XX-N0	
				.XXX	±0.03	.XXX°	±0.5°			SCALE	1:1
				MODIFICATION		DATE				DWG. NO.	009