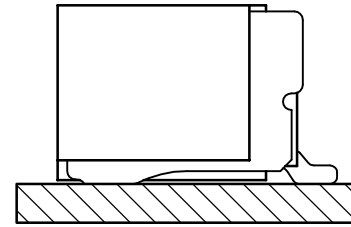
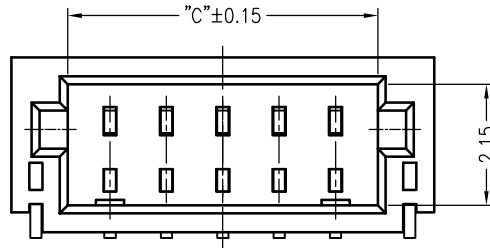
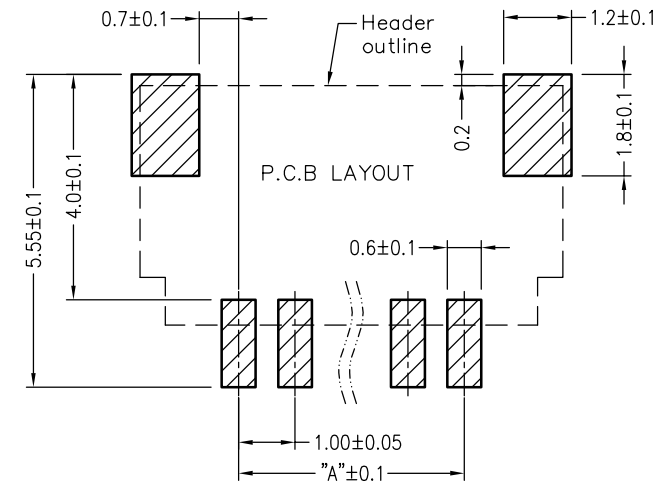
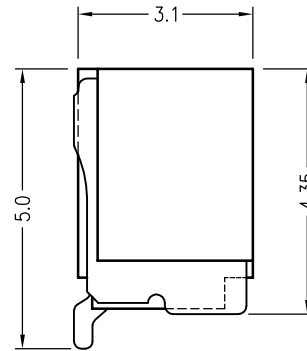
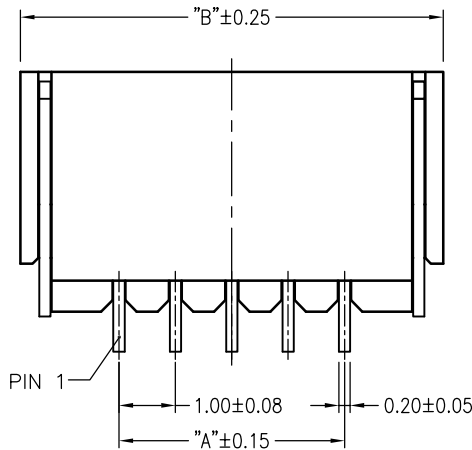


Pole	DIM. A	DIM. B	DIM. C
2P	1.0	4.5	2.6
3P	2.0	5.5	3.6
4P	3.0	6.5	4.6
5P	4.0	7.5	5.6
6P	5.0	8.5	6.6
7P	6.0	9.5	7.6
8P	7.0	10.5	8.6
9P	8.0	11.5	9.6
10P	9.0	12.5	10.6
11P	10.0	13.5	11.6
12P	11.0	14.5	12.6
13P	12.0	15.5	13.6
14P	13.0	16.5	14.6
15P	14.0	17.5	15.6
16P	15.0	18.5	16.6
17P	16.0	19.5	17.6
18P	17.0	20.5	18.6
19P	18.0	21.5	19.6
20P	19.0	22.5	20.6



Assembly Layout



■ 技术参数 SPECIFICATIONS

- ◆ 适用线规: AWG#28~#32  
Applicable Wire: AWG#28~#32
- ◆ 额定电压: 50V DC/AC(rms)  
Rated voltage: 50V DC/AC(rms)
- ◆ 额定电流: 1A (AWG #28)  
Rated Current: 1A (AWG #28)
- ◆ 耐压值: 500V AC/minute  
Withstand voltage: 500V AC/min.
- ◆ 工作温度: -25°C ~ +85°C  
Working Temp : -25°C ~ +85°C
- ◆ 绝缘电阻: ≥100 MΩ  
Insulation resistance: ≥100 MΩ
- ◆ 接触电阻: ≤20mΩ  
Contact resistance: ≤20mΩ

■ 材料 MATERIAL

- ◆ 绝缘体: 尼龙9T, UL94-V0  
Insulator: PA9T, UL94-V0
- ◆ 接触针: 磷铜  
Contact PIN: Phosphor bronze
- ◆ 焊片: 磷铜  
Solder tab: Phosphor bronze

				TOLERANCE UNLESS OTHERWISE		DRAWN	CK tan
				X.	±0.30	X°	±5°
				.X	±0.20	.X°	±2°
				.XX	±0.08	.XX°	±1°
AO				.XXX	±0.03	.XXX°	±0.5°
VER	MODIFICATION	DRAW	DATE				

<p><b>XFCN</b>兴飞连接器有限公司 CONNECTORS XFCN CONNECTORS CO., LTD.</p>		SHEET	1/1
		DATE	2010. 4. 12
PRODUCT NAME	1.00mm Crimp Style Connectors	UNITS	mm
PART. NO.	M1010RS-XX-XXX	SCALE	1:1
		DWG. NO.	009