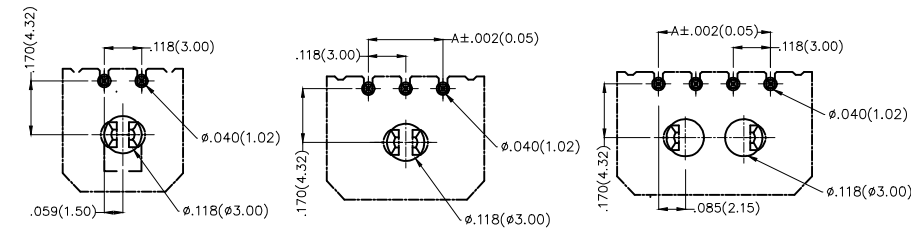
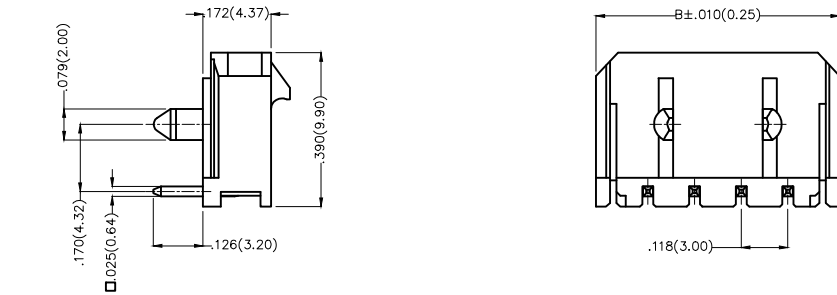
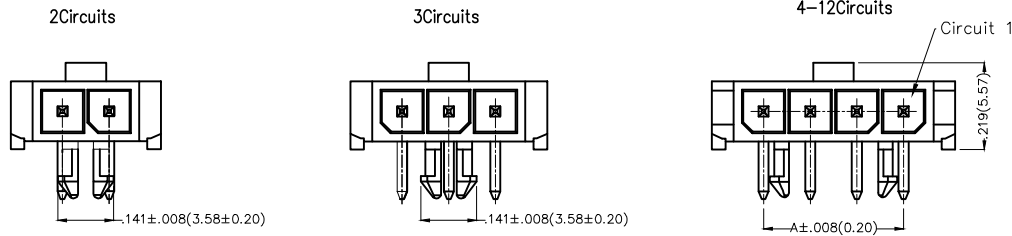


| REV | LOCATIONS | DESCRIPTION | DATE | REVISER | APPD |
|-----|-----------|-------------|------|---------|------|
| | | | | | |

Electrical

Current Rating: 5.0A AC(rms)/DC
Voltage Rating: 250V AC(rms)/DC
Contact Resistance: 10 m Ω Max
Insulation Resistance: 1000 M Ω MIN
Withstanding Voltage: 1500V AC r.m.s
Temperature Range—Operating: -25°C~+85°C
Material and Plating
Housing: PA66(UL 94V-0)
Contact Pin: Brass
Plating: Tin Plated



| Circuits (n) | Part No. | Dimensions(in/mm) | |
|--------------|--------------------|-------------------|--------------|
| | | A | B |
| 2 | FWF30005-S02B22K6B | .118(3.00) | .382(9.70) |
| 3 | FWF30005-S03B22K6B | .236(6.00) | .500(12.70) |
| 4 | FWF30005-S04B22K6B | .354(9.00) | .618(15.70) |
| 5 | FWF30005-S05B22K6B | .472(12.00) | .736(18.70) |
| 6 | FWF30005-S06B22K6B | .591(15.00) | .854(21.70) |
| 7 | FWF30005-S07B22K6B | .709(18.00) | .969(24.60) |
| 8 | FWF30005-S08B22K6B | .827(21.00) | 1.091(27.70) |
| 9 | FWF30005-S09B22K6B | .945(24.00) | 1.209(30.70) |
| 10 | FWF30005-S10B22K6B | 1.063(27.00) | 1.327(33.70) |
| 11 | FWF30005-S11B22K6B | 1.181(30.00) | 1.445(36.70) |
| 12 | FWF30005-S12B22K6B | 1.299(33.00) | 1.563(39.70) |

Ordering Information

FWF 300 05 — S XX B 2 2 K6 B
1 2 3 4 5 6 7 8 9 10

Recommended P.C.Board Layout

| | | | | | |
|-----------------------------|-------------------------------------|-----------------------------|------------------------------|--------------------|--------------------------------|
| 1 Category FWF—Wafer | 2 Series Number 300—Pitch3.0mm | 3 Distinction No. 05 | 4 Row Option Single Row | 5 Circuits XX | 6 Entry Angle B—90° Angle |
| 7 Plating 2—Tin Plated | 8 Material—Resin 2—PA66 | 9 Color—Resin K6—Black | 10 Packaging B—PE Bag | | |

| | | | | | | | | |
|-------------------------------|--|-----------------|---------------------|----------------------|--------------------------------|--|------------------------|-------|
| THIRD ANGLE PROJECTION | GENERAL TOLERANCES (UNLESS SPECIFIED) | | APPROVE BY FRANK | DATE 01/JUL/13 | PART NO. FWF30005-SXXB22K6B | ITEM NO. FWF30005 | Leader Of Industry | |
| | DESIGN UNITS Inch (metric) | X.±.012(0.30) | X.'±5' | CHECKED BY CHERRY | DATE 01/JUL/13 | TITLE Wire to Board (Wafer) Pitch 3.0mm 90° Angled (DIP) | | REV 0 |
| SCALE 5:1 | SIZE A4 | X.XX±.008(0.20) | X'±2' | DRAWN BY JACOB | DATE 01/JUL/13 | THIS DRAWING CONTAINS INFORMATION THAT IS PROPRIETARY TO TXGA INDUSTRIAL ELECTRONICS(S.Z)CO.,LTD AND SHOULD NOT BE USED WITHOUT WRITTEN PERMISSION | | |