

1 2 3 4 5 6 7 8

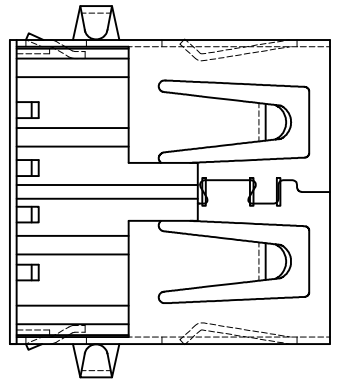
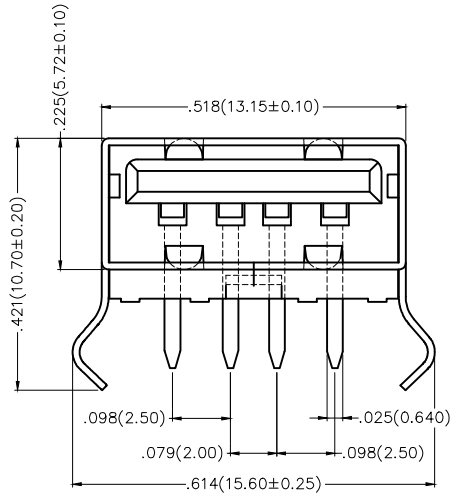
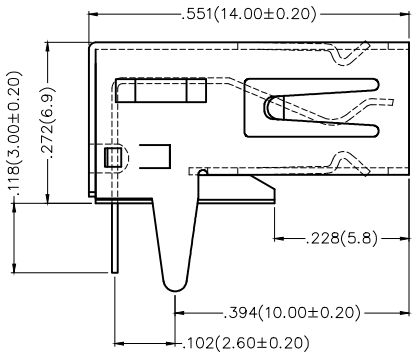
REV	LOCATIONS	DESCRIPTION	DATE	REVISED	APPD

**SPECIFICATIONS**

**Electrical**  
 Current Rating: 1.5A AC(rms)/DC  
 Voltage Rating: 30V AC(rms)/DC  
 Contact Resistance: 30 mΩ Max  
 Withstanding Voltage: 500V AC r.m.s  
 Insulation Resistance: 1000 MΩ Min  
 Temperature Range-Operating: -25°C~+85°C

**Mechanical**  
 Insertion Force: 3.75kgf Max  
 Withdrawal Force: 1.02kgf Min  
 Retention Force: 1.2kgf Min

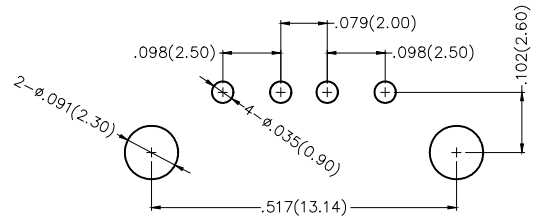
**Material And Plating**  
 Housing: Thermoplastic, UL94V-0  
 Contact: Brass/ Gold Plated On Mating Area,  
 Tin Plated On Solder Tails  
 Shell: Brass/ Nickel Plated



**Ordering Informaion**

FUS 2 50 — F D B XX K  
 1 2 3 4 5 6 7 8

1 Category FUS-USB	2 Series Number 2-USB 2.0	3 Distinction No. 50	4 Type F-Female
5 Assembly Layout D-DIP	6 Entry Angle B-90° Angle	7 Color-Resin K6-Black W1-White	8 Packaging K-Tray



Recommended P.C.Board Layout

<p>THIRD ANGLE PROJECTION</p>	GENERAL TOLERANCES (UNLESS SPECIFIED)		APPROVE BY FRANK	DATE 09/MAY/13	PART NO. FUS250-FDBXXK	ITEM NO. FUS250	<p>Leader Of Industry</p>
	X.±.012(0.30)	X.±5'	CHECKED BY CHERRY	DATE 09/MAY/13	TITLE USB A-type 4Circuits 90°Angle Female		
DESIGN UNITS Inch (metric)	X.X±.008(0.20)	.X'±2'	DRAWN BY KATE	DATE 09/MAY/13	THIS DRAWING CONTAINS INFORMATION THAT IS PROPRIETARY TO TXGA INDUSTRIAL ELECTRONICS(S.Z)CO.,LTD AND SHOULD NOT BE USED WITHOUT WRITTEN PERMISSION		
SCALE 5:1	SIZE A4	X.XX±.006(0.15)					
		X.XXX±.004(0.10)					

1 2 3 4 5 6 7 8