

REV	LOCATIONS	DESCRIPTION	DATE	REVISER	APPD
1		Dimension: Change 2.30 into 2.2mm	06/AUG/19	KATE	CHERRY

**SPECIFICATIONS**

**Electrical**

Current Rating: 2.0A AC(rms)/DC  
Voltage Rating: 250V AC(rms)/DC  
Contact Resistance: 20 mΩ Max  
Insulation Resistance: 1000 MΩ MIN  
Withstanding Voltage: 500V AC r.m.s  
Temperature Range-Operating: -40°C~+105°C

**Material and Plating**

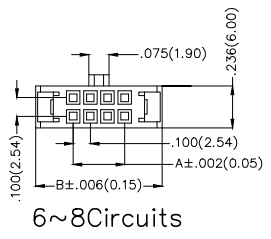
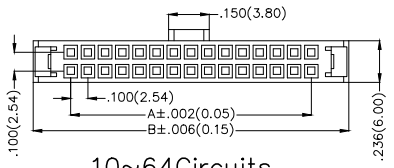
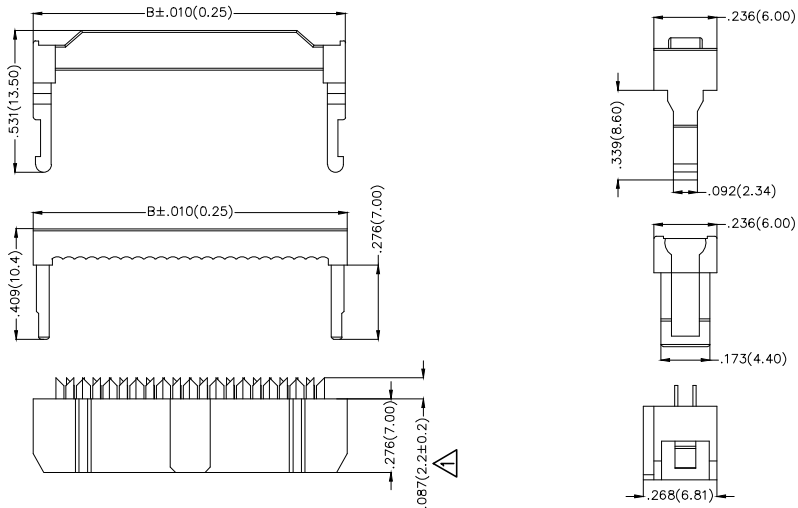
Housing: PBT(UL94V-0)  
Contact: Brass  
Plating: Nickel Plated/Gold in contact area,  
Nickel on tail

**Ordering Information**

FID 254 02 - XX X K6 K  
1 2 3 4 5 6 7

1	Category	2	Series Number	3	Distinction No.	4	Circuits	5	Plating	6	Color-Resin	7	Packaging
	FID-IDC		254-Pitch2.54mm		02		XX		3-Nickel Plated 4-Gold in contact area, Nickel on tail		K6-Black		K-Tray

Circuits (n)	Part No.	Dimensions(in/mm)		Circuits (n)	Part No.	Dimensions(in/mm)	
		A	B			A	B
6	FID25402-06XK6K	.200(5.08)	.485(12.32)	26	FID25402-26XK6K	1.200(30.48)	1.485(37.72)
8	FID25402-08XK6K	.300(7.62)	.585(14.86)	30	FID25402-30XK6K	1.400(35.56)	1.685(42.80)
10	FID25402-10XK6K	.400(10.16)	.685(17.40)	34	FID25402-34XK6K	1.600(40.64)	1.885(47.88)
12	FID25402-12XK6K	.500(12.70)	.785(19.94)	36	FID25402-36XK6K	1.700(43.18)	1.985(50.42)
14	FID25402-14XK6K	.600(15.24)	.885(22.48)	40	FID25402-40XK6K	1.900(48.26)	2.185(55.50)
16	FID25402-16XK6K	.700(17.78)	.985(25.02)	44	FID25402-44XK6K	2.100(53.34)	2.385(60.58)
18	FID25402-18XK6K	.800(20.32)	1.085(27.56)	50	FID25402-50XK6K	2.400(60.96)	2.685(68.20)
20	FID25402-20XK6K	.900(22.86)	1.185(30.10)	60	FID25402-60XK6K	2.900(73.66)	3.185(80.90)
24	FID25402-24XK6K	1.100(27.94)	1.385(35.18)	64	FID25402-64XK6K	3.100(78.74)	3.385(85.98)



 <b>THIRD ANGLE PROJECTION</b>	<b>GENERAL TOLERANCES (UNLESS SPECIFIED)</b> X.±.012(0.30) X.±5' X.X±.008(0.20) .X'±2' X.XX±.006(0.15) .XX'±1' X.XXX±.004(0.10) .XXX'±0.5'		<b>APPROVE BY</b> FRANK <b>CHECKED BY</b> CHERRY <b>DRAWN BY</b> JACOB	<b>DATE</b> 9/SEPT/13 <b>DATE</b> 9/SEPT/13 <b>DATE</b> 9/SEPT/13	<b>PART NO.</b> FID25402-XXK6K <b>TITLE</b> Wire to Board(IDC Connector) Pitch 2.54mm <b>THIS DRAWING CONTAINS INFORMATION THAT IS PROPRIETARY TO TXGA INDUSTRIAL ELECTRONICS(S.Z)CO.,LTD AND SHOULD NOT BE USED WITHOUT WRITTEN PERMISSION</b>	<b>ITEM NO.</b> FID25402 <b>REV 1</b>	<b>TXGA</b> Leader Of Industry <b>SHEET NO. 1/1</b>	
	<b>DESIGN UNITS</b> Inch (metric)	<b>SCALE</b> 5:1	<b>SIZE</b> A4					