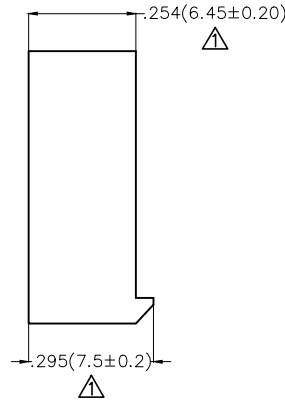
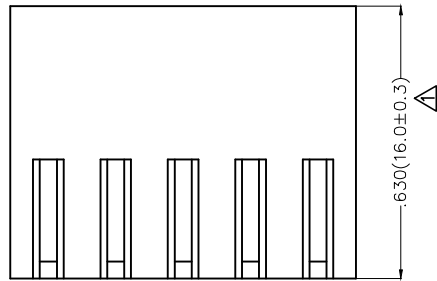
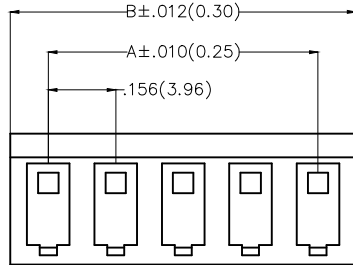


REV	LOCATIONS	DESCRIPTION	DATE	REVISER	APPD
1	△	Size changes	26/APR/21	KATE	JOHNNY

Electrical  
 Temperature Range—Operating: -25°C~+85°C  
 Material  
 Housing: PA66( UL 94V-0)  
 Applicable Terminal: FT39603  
 Mates With: FWF39603, FWF39604 Series.



Circuits (n)	Part No.	Dimensions(in/mm)	
		A	B
2	FHG39602-S02M2TB	.156(3.96)	.335(8.52)
3	FHG39602-S03M2TB	.311(7.92)	.491(12.48)
4	FHG39602-S04M2TB	.468(11.88)	.647(16.44)
5	FHG39602-S05M2TB	.624(15.84)	.803(20.40)
6	FHG39602-S06M2TB	.780(19.80)	.959(24.36)
7	FHG39602-S07M2TB	.935(23.76)	1.115(28.32)
8	FHG39602-S08M2TB	1.091(27.72)	1.271(32.28)
9	FHG39602-S09M2TB	1.247(31.68)	1.427(36.24)
10	FHG39602-S10M2TB	1.403(35.64)	1.583(40.20)
11	FHG39602-S11M2TB	1.559(39.60)	1.739(44.16)
12	FHG39602-S12M2TB	1.715(43.56)	1.895(48.12)
13	FHG39602-S13M2TB	1.871(47.52)	2.050(52.08)

### Ordering Information

FHG 396 02 — S XX M 2 T B  
 1 2 3 4 5 6 7 8 9

1	Category FHG—Housing	2	Series Number 396—Pitch3.96mm	3	Distinction No. 02	4	Row Option S—Single Row	5	Circuits XX
6	Entry Type M—Male	7	Material—Resin 2—PA66	8	Color—Resin T—Transparent	9	Packaging B—PE Bag		

THIRD ANGLE PROJECTION		GENERAL TOLERANCES (UNLESS SPECIFIED)		APPROVE BY	DATE	PART NO.	ITEM NO.	TXGA Leader Of Industry
DESIGN UNITS Inch (metric)	SCALE	SIZE	X.±.012(0.30)	FRANK	25/JUN/13	FHG39602-SXXM2TB	FHG39602	
	5:1	A4	X.X±.008(0.20)	JACOB	25/JUN/13	TITLE Wire to Board Pitch 3.96mm(Housing)		SHEET NO. 1/1
				X.XX±.006(0.15)	CHECKED BY	DATE	THIS DRAWING CONTAINS INFORMATION THAT IS PROPRIETARY TO TXGA INDUSTRIAL ELECTRONICS(S.Z)CO.,LTD AND SHOULD NOT BE USED WITHOUT WRITTEN PERMISSION	