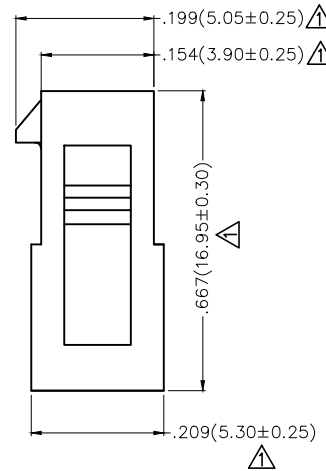
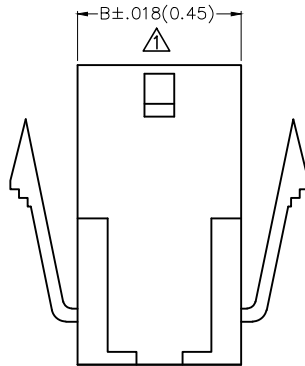
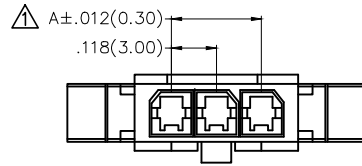


REV	LOCATIONS	DESCRIPTION	DATE	REVISER	APPD
1	△	Size changes	29/JUN/20	KATE	CHERRY

Electrical  
 Temperature Range—Operating: -25°C~+85°C  
 Material  
 Housing: PA66( UL 94V-0)  
 Applicable Terminal: FT30002  
 Mates With: FHG30002 Series



Circuits (n)	Part No.	Dimensions(in/mm)	
		A	B
2	FHG30004-S02F2K6B	.118(3.00)	.270(6.85)
3	FHG30004-S03F2K6B	.236(6.00)	.388(9.85)
4	FHG30004-S04F2K6B	.354(9.00)	.506(12.85)
5	FHG30004-S05F2K6B	.472(12.00)	.624(15.85)
6	FHG30004-S06F2K6B	.591(15.00)	.742(18.85)
7	FHG30004-S07F2K6B	.709(18.00)	.860(21.85)
8	FHG30004-S08F2K6B	.827(21.00)	.978(24.85)
9	FHG30004-S09F2K6B	.945(24.00)	1.096(27.85)
10	FHG30004-S10F2K6B	1.063(27.00)	1.215(30.85)
11	FHG30004-S11F2K6B	1.181(30.00)	1.333(33.85)
12	FHG30004-S12F2K6B	1.299(33.00)	1.451(36.85)

### Ordering Information

FHG 300 04 — S XX F 2 K6 B  
 1 2 3 4 5 6 7 8 9

1	Category FHG—Housing	2	Series Number 300—Pitch 3.00mm	3	Distinction No. 04	4	Row Option S—Single row		
5	Circuits XX	6	Entry Type F—Female	7	Material—Resin 2—PA66	8	Color—Resin K6—Black	9	Packaging B—PE Bag

 THIRD ANGLE PROJECTION	GENERAL TOLERANCES (UNLESS SPECIFIED)		APPROVE BY FRANK	DATE 25/JUN/13	PART NO. FHG30004-SXXF2K6B	ITEM NO. FHG30004	 Leader Of Industry	
	DESIGN UNITS Inch (metric)	X.±.012(0.30)	X.'±5'	CHECKED BY JACOB	DATE 25/JUN/13	TITLE Wire to Board Pitch 3.0mm(Housing)		REV 1
SCALE 5:1	SIZE A4	X.XX±.008(0.20)	X'±2'	DRAWN BY CHERRY	DATE 25/JUN/13	THIS DRAWING CONTAINS INFORMATION THAT IS PROPRIETARY TO TXGA INDUSTRIAL ELECTRONICS(S.Z)CO.,LTD AND SHOULD NOT BE USED WITHOUT WRITTEN PERMISSION		
		X.XX±.006(0.15)	.XX'±1"					
		X.XXX±.004(0.10)	.XXX'±0.5'					