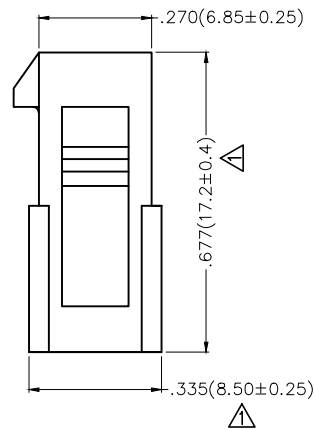
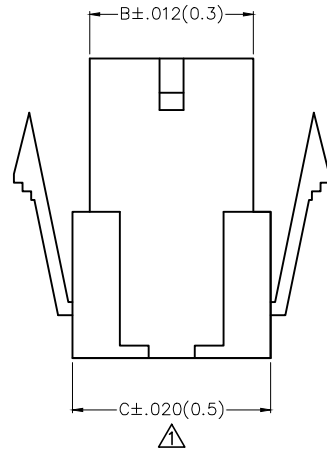
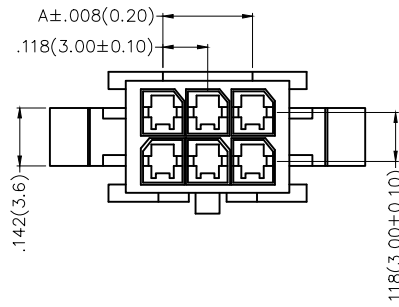


REV	LOCATIONS	DESCRIPTION	DATE	REVISER	APPD
1	△	Size changes	28/APR/21	KATE	JOHNNY

Notes

1. Material: PA66 UL94V-2
2. Temperature Range-Operating: -25C ~ +85C
3. Applicable Terminal: FT30002
4. Mates With: FHG30001 Series



Circuits (n)	Part No.	Dimensions(in./mm)		
		A	B	C △
4	FHG30003-D04F2K6B	.118(3.00)	.270(6.85)	.331(8.40)
6	FHG30003-D06F2K6B	.236(6.00)	.388(9.85)	.449(11.40)
8	FHG30003-D08F2K6B	.354(9.00)	.506(12.85)	.567(14.40)
10	FHG30003-D10F2K6B	.472(12.00)	.624(15.85)	.685(17.40)
12	FHG30003-D12F2K6B	.591(15.00)	.742(18.85)	.803(20.40)
14	FHG30003-D14F2K6B	.709(18.00)	.860(21.85)	.921(23.40)
16	FHG30003-D16F2K6B	.827(21.00)	.978(24.85)	1.039(26.40)
18	FHG30003-D18F2K6B	.945(24.00)	1.096(27.85)	1.157(29.40)
20	FHG30003-D20F2K6B	1.063(27.00)	1.215(30.85)	1.276(32.40)
22	FHG30003-D22F2K6B	1.181(30.00)	1.333(33.85)	1.394(35.40)
24	FHG30003-D24F2K6B	1.299(33.00)	1.451(36.85)	1.512(38.40)

Ordering Information

FHG 300 03 — D XX F 2 K6 B  
 1 2 3 4 5 6 7 8 9

1	Category FHG-Housing	2	Series Number 300-Pitch3.00mm	3	Distinction No. 03	4	Row Option D-Double Row		
5	Circuits XX	6	Entry Type F-Female	7	Material-Resin 2-PA66	8	Color-Resin K6-Black	9	Packaging B-PE Bag

 THIRD ANGLE PROJECTION	GENERAL TOLERANCES (UNLESS SPECIFIED)		APPROVE BY FRANK	DATE 25/JUN/13	PART NO. FHG30003-DXXF2K6B	ITEM NO. FHG30003	 Leader Of Industry	
	DESIGN UNITS Inch (metric)	X.±.012(0.30)	X.'±5'	CHECKED BY JACOB	DATE 25/JUN/13	TITLE Wire to Board Pitch 3.0mm(Housing)		REV 1
SCALE 5:1	SIZE A4	X.XX±.008(0.20)	X.'±2'	DRAWN BY CHERRY	DATE 25/JUN/13	THIS DRAWING CONTAINS INFORMATION THAT IS PROPRIETARY TO TXGA INDUSTRIAL ELECTRONICS(S.Z)CO.,LTD AND SHOULD NOT BE USED WITHOUT WRITTEN PERMISSION		