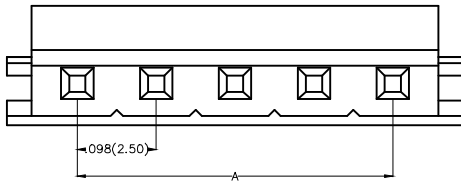
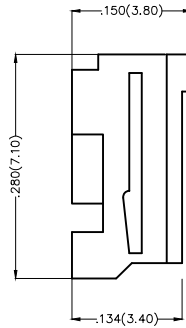
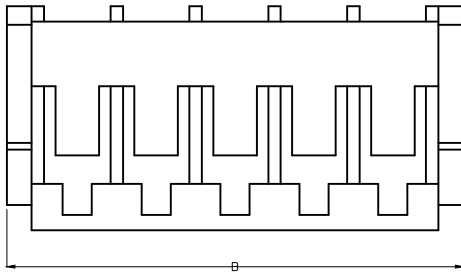


REV	LOCATIONS	DESCRIPTION	DATE	REVISOR	APPD

Electrical
 Temperature Range—Operating: -25°C ~ +85°C
 Material
 Housing: PA66(UL 94V-0)
 Applicable Terminal: FT25002
 Mates With(Wafer): FWF25005,FWF25006, FWF25017Series.



Circuits (n)	Part No.	Dimensions(in/mm)	
		A	B
2	FHG25003-S02M2W1B	.098(2.50)	.276(7.00)
3	FHG25003-S03M2W1B	.197(5.00)	.374(9.50)
4	FHG25003-S04M2W1B	.295(7.50)	.472(12.00)
5	FHG25003-S05M2W1B	.394(10.00)	.571(14.50)
6	FHG25003-S06M2W1B	.492(12.50)	.669(17.00)
7	FHG25003-S07M2W1B	.591(15.00)	.768(19.50)
8	FHG25003-S08M2W1B	.689(17.50)	.866(22.00)
9	FHG25003-S09M2W1B	.787(20.00)	.965(24.50)
10	FHG25003-S10M2W1B	.886(22.50)	1.063(27.00)
11	FHG25003-S11M2W1B	.984(25.00)	1.161(29.50)
12	FHG25003-S12M2W1B	1.083(27.50)	1.256(32.00)

Ordering Information

FHG 250 03 - S XX M 2 W1 B
 1 2 3 4 5 6 7 8 9

1	Category FHG—Housing	2	Series Number 250—Pitch 2.50mm	3	Distinction No. 03	4	Row Option Single Row	5	Circuits XX
6	Entry Type M—Male	7	Material—Resin 2—PA66	8	Color—Resin W1—White	9	Packaging B—PE Bag		

 THIRD ANGLE PROJECTION	GENERAL TOLERANCES (UNLESS SPECIFIED)		APPROVE BY FRANK	DATE 25/JUL/13	PART NO. FHG25003-SXXM2W1B	ITEM NO. FHG25003	 Leader Of Industry	
	DESIGN UNITS Inch (metric)	X.X±.012(0.30) X.X±.008(0.20)	X.±5° X.±2°	CHECKED BY JACOB	DATE 25/JUL/13	TITLE Wire to Board Pitch 2.50mm(Housing)		REV 0
SCALE 5:1	SIZE A4	X.XX±.006(0.15) X.XXX±.004(0.10)	.XX±1° .XXX±0.5°	DRAWN BY CHERRY	DATE 25/JUL/13	THIS DRAWING CONTAINS INFORMATION THAT IS PROPRIETARY TO TXGA INDUSTRIAL ELECTRONICS(S.Z)CO.,LTD AND SHOULD NOT BE USED WITHOUT WRITTEN PERMISSION		