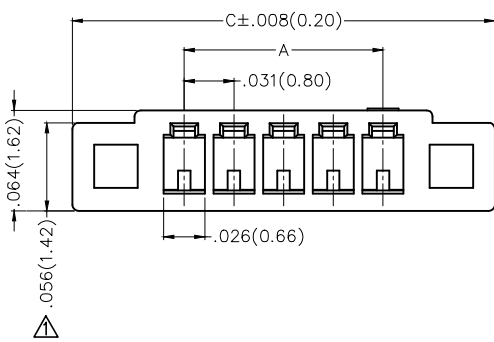
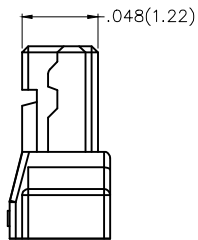
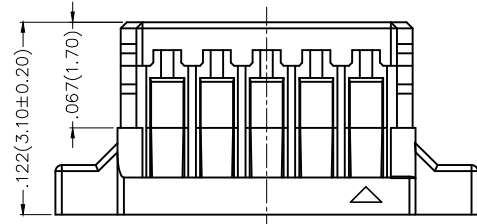
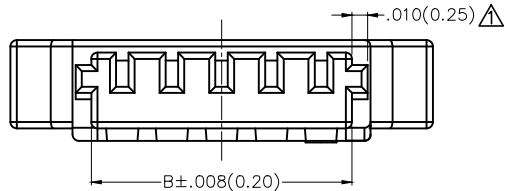


1 2 3 4 5 6 7 8

| REV | LOCATIONS | DESCRIPTION | DATE | REVISER | APPD |
|-----|-------------|---------------------------------------|-----------|---------|--------|
| 1 | \triangle | 1. Material change, 2. Add dimensions | 15/APR/20 | KATE | CHERRY |



Electrical
 Temperature Range—Operating: -25°C~+85°C
 Material and Plating
 \triangle Housing: PA46 (UL 94V-0)
 Applicable Terminal: FT08001
 Mates With: FWF08001, FWF08002 Series

Ordering Information

FHG 080 02 — S XX M 6 W5 B
 1 2 3 4 5 6 7 8 9

| | | | | | | | | | |
|---|-------------------------|---|-----------------------------------|---|--------------------------------------|---|----------------------------|---|-----------------------|
| 1 | Category FHG—Housing | 2 | Series Number 080—Pitch 0.80mm | 3 | Distinction No. 02 | 4 | Row Option S—Single Row | | |
| 5 | Circuits XX | 6 | Type M—Male | 7 | Material—Resin 6—PA46 \triangle | 8 | Color—Resin W5—Natural | 9 | Packaging B—PE Bag |

| Circuits (n) | Part No. \triangle | Dimensions(in/mm) | | | Circuits (n) | Part No. \triangle | Dimensions(in/mm) | | |
|--------------|----------------------|-------------------|------------|-------------|--------------|----------------------|-------------------|-------------|-------------|
| | | A | B | C | | | A | B | C |
| 2 | FHG08002—S02M6W5B | .031(0.80) | .071(1.80) | .173(4.40) | 10 | FHG08002—S10M6W5B | .283(7.20) | .323(8.20) | .425(10.80) |
| 3 | FHG08002—S03M6W5B | .063(1.60) | .102(2.60) | .205(5.20) | 11 | FHG08002—S11M6W5B | .315(8.00) | .354(9.00) | .457(11.60) |
| 4 | FHG08002—S04M6W5B | .094(2.40) | .134(3.40) | .236(6.00) | 12 | FHG08002—S12M6W5B | .346(8.80) | .386(9.80) | .488(12.40) |
| 5 | FHG08002—S05M6W5B | .126(3.20) | .165(4.20) | .268(6.80) | 13 | FHG08002—S13M6W5B | .378(9.60) | .417(10.60) | .520(13.20) |
| 6 | FHG08002—S06M6W5B | .157(4.00) | .197(5.00) | .299(7.60) | 14 | FHG08002—S14M6W5B | .409(10.40) | .449(11.40) | .551(14.00) |
| 7 | FHG08002—S07M6W5B | .189(4.80) | .228(5.80) | .331(8.40) | 15 | FHG08002—S15M6W5B | .441(11.20) | .480(12.20) | .583(14.80) |
| 8 | FHG08002—S08M6W5B | .220(5.60) | .260(6.60) | .362(9.20) | 16 | FHG08002—S16M6W5B | .472(12.00) | .512(13.00) | .614(15.60) |
| 9 | FHG08002—S09M6W5B | .252(6.40) | .291(7.40) | .394(10.00) | 20 | FHG08002—S20M6W5B | .598(15.20) | .638(16.20) | .740(18.80) |

| | | | | | | | | |
|----------------------------|---------------------------------------|---------------|---------------------|----------------------|--|--|------------------------|---------------|
| THIRD ANGLE PROJECTION | GENERAL TOLERANCES (UNLESS SPECIFIED) | | APPROVE BY FRANK | DATE 04/JUN/15 | PART NO. FHG08002—SXXM6W5B | ITEM NO. FHG08002 | Leader Of Industry | |
| | DESIGN UNITS Inch (metric) | X.±.012(0.30) | X.±5' | CHECKED BY CHERRY | DATE 04/JUN/15 | TITLE Wire to Board Pitch 0.8mm(Housing) | | |
| SCALE 5:1 | X.XX±.006(0.15) | .XX'±1' | DRAWN BY KATE | DATE 04/JUN/15 | THIS DRAWING CONTAINS INFORMATION THAT IS PROPRIETARY TO TXGA INDUSTRIAL ELECTRONICS(S.Z)CO.,LTD AND SHOULD NOT BE USED WITHOUT WRITTEN PERMISSION | | REV 1 | SHEET NO. 1/1 |

1 2 3 4 5 6 7 8