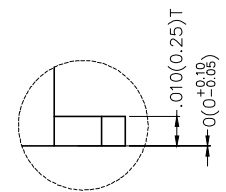
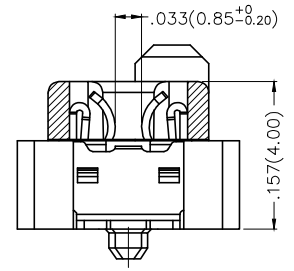
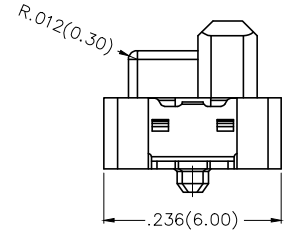
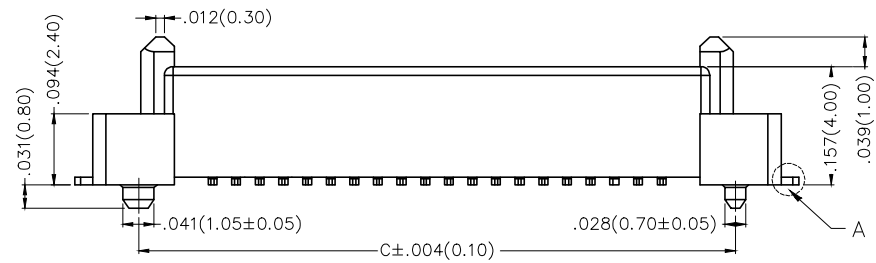
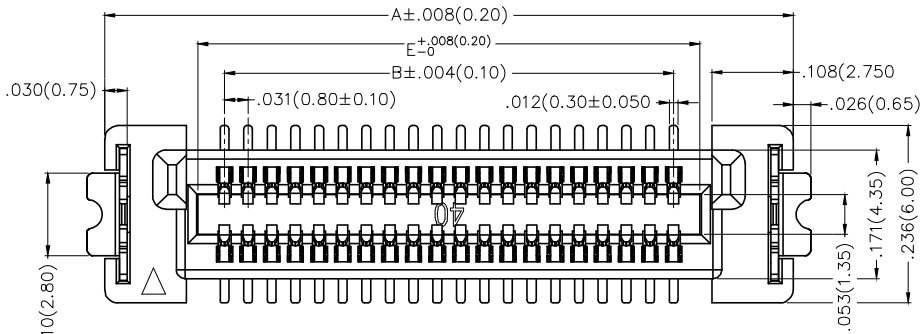


REV	LOCATIONS	DESCRIPTION	DATE	REVISER	APPD

SPECIFICATIONS

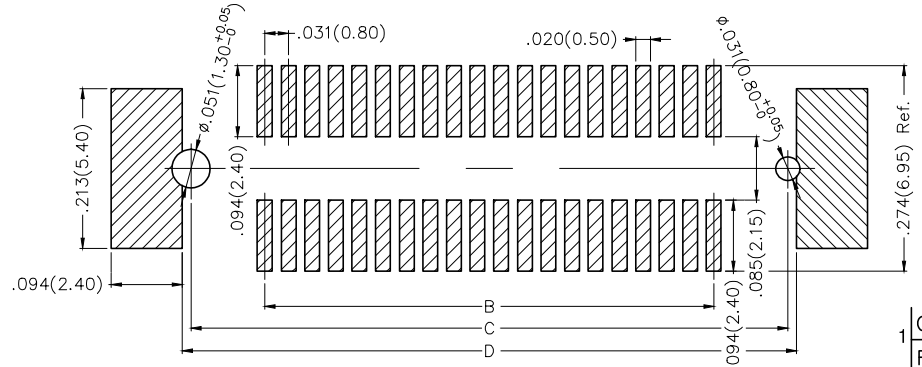
Electrical
 Current Rating: 0.5A AC(rms)/DC
 Voltage Rating: 50V AC(rms)/DC
 Contact Resistance: 50 mΩ Max.
 Insulation Resistance: 100 MΩ Min.
 Withstanding Voltage: 200V AC r.m.s
 Temperature Range—Operating: -35°C~+85°C

Material and Plating
 Housing: LCP (UL 94V-0)
 Contacts: Phosphor Bronze/ Selective gold in contact area, tin on tail



Scale 1.25:1

Detail 'A'
Scale 8:1



Recommended P.C.Board Layout
 General Tolerances: ±0.05mm

Ordering Information

FBB 080 08 — F XX S 3 XX 3 K6 M
 1 2 3 4 5 6 7 8 9 10 11



1 Category FBB—Board to Board	2 Series Number 080—Pitch0.80mm	3 Distinction No. 08	4 Type F—Female	5 Circuits XX	6 Entry Angle S—180° Vertical
7 Plating 3—Selective gold in contact area, tin on tail	8 Thickness of Plating 00—Gold flash 03—3μ Custom plate available	9 Material—Resin 3—LCP	10 Color—Resin K6—Black	11 Packaging M—Reel	

<p>THIRD ANGLE PROJECTION</p>	GENERAL TOLERANCES (UNLESS SPECIFIED)		APPROVE BY FRANK	DATE 21/AUG/19	PART NO. FBB08008—FXXS3XX3K6M	ITEM NO. FBB08008	<p>Leader Of Industry</p>		
	X.±.012(0.30)	X.±5°	CHECKED BY CHERRY	DATE 21/AUG/19	TITLE Board to Board Pitch 0.8mm 180° Vertical (SMT)			REV 0	SHEET NO. 1/2
	X.X±.008(0.20)	X.±2°	DRAWN BY KATE	DATE 21/AUG/19	THIS DRAWING CONTAINS INFORMATION THAT IS PROPRIETARY TO TXGA INDUSTRIAL ELECTRONICS(S.Z)CO.,LTD AND SHOULD NOT BE USED WITHOUT WRITTEN PERMISSION				
DESIGN UNITS Inch (metric)	X.XX±.006(0.15)	X.X±1°							
SCALE 5:1	SIZE A4	X.XXX±.004(0.10)	X.XX±0.5°						

1 2 3 4 5 6 7 8

REV	LOCATIONS	DESCRIPTION	DATE	REVISER	APPD

Circuits (n)	Part No.	Dimensions(in./mm)				
		A	B	C	D	E
40	FBB08008-F40S3XX3K6M	.917(23.30)	.598(15.20)	.795(20.20)	.819(20.80)	.665(16.90)
50	FBB08008-F50S3XX3K6M	1.075(27.30)	.756(19.20)	.953(24.20)	.976(24.80)	.823(20.90)
60	FBB08008-F60S3XX3K6M	1.232(31.30)	.913(23.20)	1.110(28.20)	1.134(28.80)	.980(24.90)
70	FBB08008-F70S3XX3K6M	1.390(35.30)	1.071(27.20)	1.268(32.20)	1.291(32.80)	1.138(28.90)
80	FBB08008-F80S3XX3K6M	1.547(39.30)	1.228(31.20)	1.425(36.20)	1.449(36.80)	1.295(32.90)
100	FBB08008-F100S3XX3K6M	1.862(47.30)	1.543(39.20)	1.740(44.20)	1.764(44.80)	1.610(40.90)

 THIRD ANGLE PROJECTION	GENERAL TOLERANCES (UNLESS SPECIFIED)		APPROVE BY FRANK	DATE 21/AUG/19	PART NO. FBB08008-FXXS3XX3K6M	ITEM NO. FBB08008	 Leader Of Industry		
	DESIGN UNITS Inch (metric)	X.±.012(0.30)	X.±5'	CHECKED BY CHERRY	DATE 21/AUG/19	TITLE Board to Board Pitch 0.8mm 180° Vertical (SMT)		REV 0	SHEET NO. 2/2
		X.XX±.006(0.15)	.XX'±1'	DRAWN BY KATE	DATE 21/AUG/19	THIS DRAWING CONTAINS INFORMATION THAT IS PROPRIETARY TO TXGA INDUSTRIAL ELECTRONICS(S.Z)CO.,LTD AND SHOULD NOT BE USED WITHOUT WRITTEN PERMISSION			
		SCALE 5:1	SIZE A4	X.XXX±.004(0.10)	.XXX'±0.5'				

1 2 3 4 5 6 7 8

A

B

C

D

E

F

A

B

C

D

E

F