

Features

- ⊗ Frequency range : 1MHz to 170MHz
- ⊗ SMD seam sealing ceramic package
- ⊗ Supply voltage : 1.8V ~ 3.3V
- ⊗ CMOS output
- ⊗ Tri-state function available
- ⊗ External dimensions (mm)
L : 7.0 x W : 5.0 x H : 1.3
- ⊗ RoHS compliant & Pb free

Applications

- ⊗ Networking, Server, Storage
- ⊗ Wireless communications
- ⊗ Fibre channel, Ethernet, SATA, SAS, PCI-E, USB, WLAN, xDSL, xPON
- ⊗ PC mainboard, Notebook, HDD, SSD, Graphics card, Computer peripherals
- ⊗ Audio, Video, Gaming, Printer, DSC, IP CAM, Consumer products

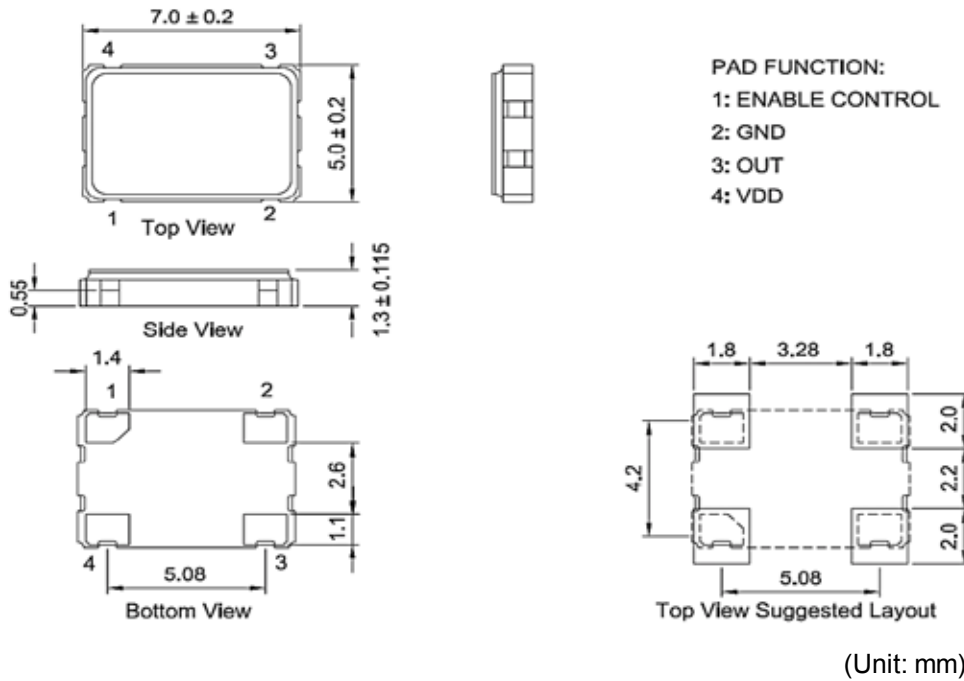
Electrical Characteristics

Item	7W	Conditions
Frequency Range (F ₀)	1MHz ~ 170MHz	
Frequency Stability (F _{stab})	±50ppm, ±30ppm, ±25ppm	Note [1]
Operating Temperature Range (T _{OTR})	-40°C ~ +85°C	
Supply Voltage (V _{DD})	1.8V, 2.5V, 3.3V	V _{DD} ± 10%
Current Consumption (I _{DD})	10 mA Max.	1MHz ~ 75MHz
	20 mA Max.	75MHz ~ 170MHz
Output Type	CMOS	
Output Load (C _L)	15 pF	
Output Voltage High (V _{OH})	90% V _{DD} Min.	
Output Voltage Low (V _{OL})	10% V _{DD} Max.	
Rise & Fall Time (T _r / T _f)	8 ns Max.	10% ~ 90% of V _{DD}
Duty Cycle	40% ~ 60%	
Start-up Time	5 ms Max.	
Enable Voltage High, Logic "1"	70% V _{DD} Min.	Input to Pin1 Note [2]
Enable Voltage Low, Logic "0"	30% V _{DD} Max.	
Phase Jitter, RMS	1 ps Max.	Note [3]
Aging (F _{aging})	±3 ppm Max.	at 25°C±3°C, first year
Storage Temperature Range (T _{STR})	-55°C ~ +125°C	

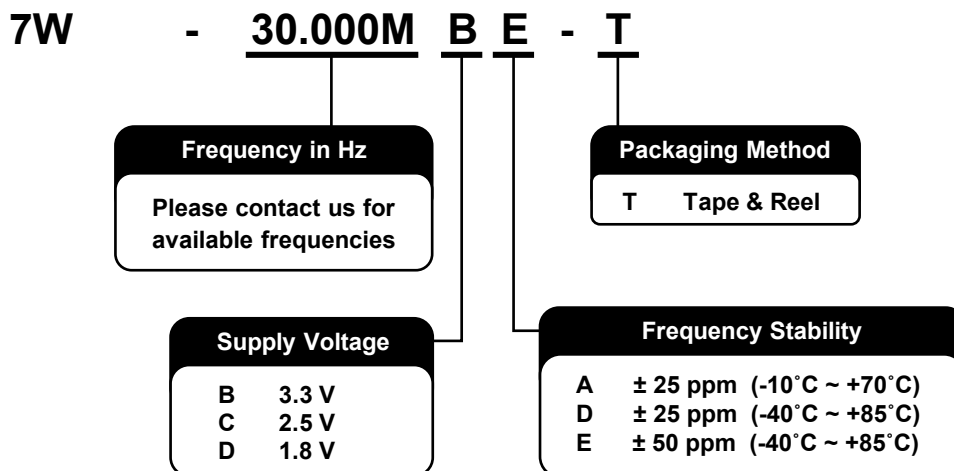
Notes:

- [1] Inclusive of frequency tolerance at 25°C, 1st year aging at 25°C, and variations over operating temperature, supply voltage, and load.
- [2] Output will be enabled if Pin1 is Logic "1" or open; Output will be disabled if Pin1 is Logic "0".
- [3] Freq. 10MHz~40MHz, integrated 12kHz~5MHz; Freq. >40MHz, integrated 12kHz~20MHz.

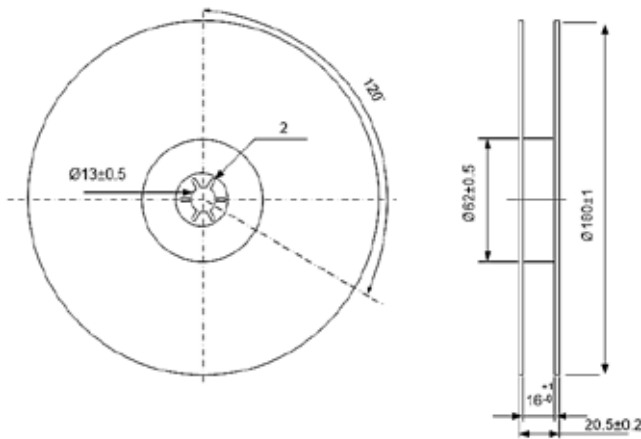
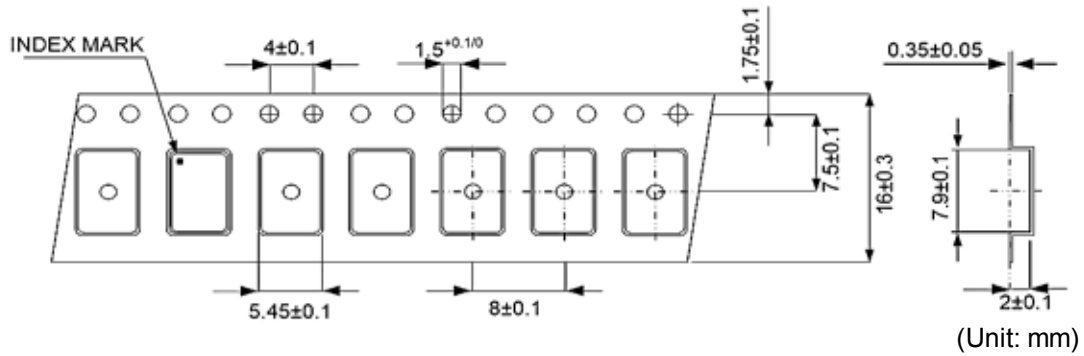
Dimensions



Ordering Information



Packing



Reflow Profile

Solder melting point : 220°C ± 10°C, 60 sec. Min.

Peak temperature : 260°C ± 10°C, 10 sec. Min.

