



Ni-Zn

Ferrites for EMI Suppression

RH/RU series(Cylindrical)

RH

RU

**REMINDERS FOR USING THESE PRODUCTS**

Please be sure to read this manual thoroughly before using the products.

The products listed on this catalog are intended for use in general electronic equipment (AV equipment, telecommunications equipment, home appliances, amusement equipment, computer equipment, personal equipment, office equipment, measurement equipment, industrial robots) under a normal operation and use condition.

The products are not designed or warranted to meet the requirements of the applications listed below, whose performance and/or quality require a more stringent level of safety or reliability, or whose failure, malfunction or trouble could cause serious damage to society, person or property.

When using the products for specific purposes, please first make confirmations in areas such as safety, reliability, and quality.

Please understand that we are not in a position to be held responsible for any damage or the like caused by any use exceeding the range or conditions of this specification sheet or by any use in the specific applications.

- | | |
|---|--|
| (1) Aerospace/Aviation equipment | (8) Public information-processing equipment |
| (2) Transportation equipment (electric trains, ships, etc.) | (9) Military equipment |
| (3) Medical equipment | (10) Electric heating apparatus, burning equipment |
| (4) Power-generation control equipment | (11) Disaster prevention/crime prevention equipment |
| (5) Atomic energy-related equipment | (12) Safety equipment |
| (6) Seabed equipment | (13) Other applications that are not considered general-purpose applications |
| (7) Transportation control equipment | |

When using this product in general-purpose standard applications, you are kindly requested to take into consideration securing protection circuit/equipment or providing backup circuits, etc to ensure higher safety.

Ferrites for EMI Suppression

Product compatible with RoHS directive
Halogen-free

Overview of the RH Series

■ Features

- For use with round cables, both the clamp-on type and the regular type cores are available. Clamp-on cores can be attached to an existing cable while avoiding removal or cutting of the cable.

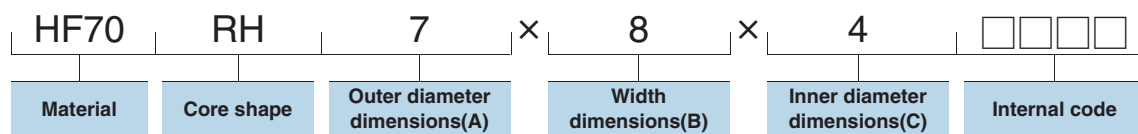
■ APPLICATION

Imaging devices, audio equipment, automotive electronics, telecommunication devices, office automation equipment, and digital interface various other cables.

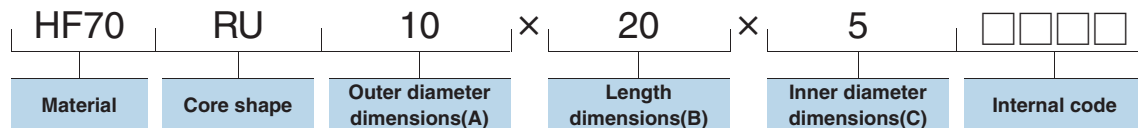
- Absorption EMI and penetrating noise
- Prevent parasitic oscillation

■ PART NUMBER CONSTRUCTION

RH series (Regular type)



RU series (Clamp-on type)



■ RANGE OF USE AND STORAGE TEMPERATURE

Temperature range*	
Operating temperature (°C)	Storage temperature** (°C)
-40 to +85	-40 to +85

* The temperature range has a different case by materials.
 ** The Storage temperature range is for after the circuit board is mounted.

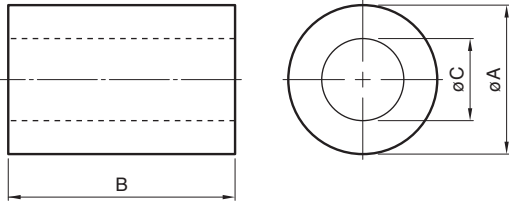
- RoHS Directive Compliant Product: See the following for more details related to RoHS Directive compliant products. <http://www.tdk.co.jp/rohs/>
- Halogen-free: Indicates that Cl content is less than 900ppm, Br content is less than 900ppm, and that the total Cl and Br content is less than 1500ppm.

• All specifications are subject to change without notice.

Ni-Zn RH series



SHAPES AND DIMENSIONS



HF70	RH	7	x	8	x	4	□□□□
Material	Core shape	Outer diameter dimensions(A)		Width dimensions(B)		Inner diameter dimensions(C)	Internal code

Part No.	Dimensions			Electrical characteristics	
	A (mm)	B	C	Impedance Z typ. (Ω) 23°C 10MHz	100MHz
HF70RH7X8X4	7.0±0.3	8.0±0.3	4.0±0.2	28	49
HF70RH7X14X4	7.0±0.3	14.0±0.5	4.0±0.2	52	85
HF70RH8X8X4	8.0±0.2	8.0±0.2	4.0±0.2	39	63
HF70RH8X9X4	8.0±0.2	9.0±0.3	4.0±0.2	44	72
HF70RH8X15X4	8.0±0.3	15.0±0.4	4.0±0.25	70	113
HF70RH8X20X4	8.0±0.3	20.0±0.5	4.0±0.25	92	151
HF70RH10X20X5	10.0±0.3	20.0±0.5	5.0±0.2	81	154
HF70RH12X15X7.3	12.0±0.3	15.0±0.5	7.3±0.2	44	83
HF70RH12.3X20X7	12.3±0.3	20.0±0.5	7.0±0.2	75	124
HF70RH13X20X5	13.0±0.3	20.0±0.5	5.0±0.2, -0	127	210
HF70RH14X14X10	14.0±0.3	14.0±0.3	10.0±0.25	33	60
HF70RH14.3X14.3X6.35	14.3±0.3	14.3±0.3	6.35±0.2	70	130
HF70RH14.3X28.6X6.35	14.3±0.3	28.6±1.0	6.35±0.2	125	210
HF70RH14X28X8	14.0±0.5	28.0±1.0	8.0±0.5	110	185
HF70RH16X12X9.1	16.0±0.3	12.0±0.4	9.1±0.3, -0	45	74
HF70RH16X15X9	16.0±0.3	15.0±0.4	9.0±0.2	46	103
HF70RH16X17X9	16.0±0.5	17.0±0.5	9.0±0.5	60	120
HF70RH16X28X9	16.0±0.5	28.0±1.0	9.0±0.5	100	185
HF70RH16X28X10	16.0±0.3	28.0±0.7	10.0±0.25	70	130
HF70RH17.4X28.57X9.5	17.4±0.5	28.57±1.0	9.5±0.5	90	200
HF70RH19X29X13	19.0±0.5	29.0±1.0	13.0±0.5	80	145
HF70RH26X29X13	26.0±0.5	29.0±1.0	13.0±0.5	145	220
HF56RH10X20X5	10.0±0.3	20.0±0.4	5.0±0.2	69	145
HF56RH12X15X7.3	12.0±0.3	15.0±0.5	7.3±0.2	37	81
HF56RH12.3X20X7	12.3±0.3	20.0±0.5	7.0±0.2	54	117
HF56RH13X20X5	13.0±0.3	20.0±0.5	5.0±0.2, -0.1	92	193
HF56RH14.3X14.3X6.35	14.3±0.3	14.3±0.3	6.35±0.2	58	122
HF56RH14.3X28.6X6.35	14.3±0.3	28.6±0.7	6.35±0.2	115	241
HF56RH16X28X9	16.0±0.3	28.0±0.7	9.0±0.3	80	170
HF56RH17.4X28.57X9.5	17.44±0.35	28.57±0.7	9.52±0.25	84	184

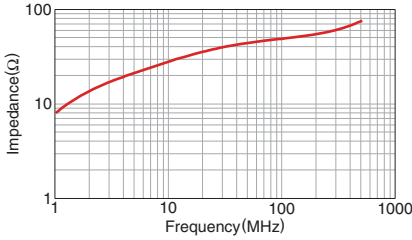
• All specifications are subject to change without notice.

Ni-Zn RH series

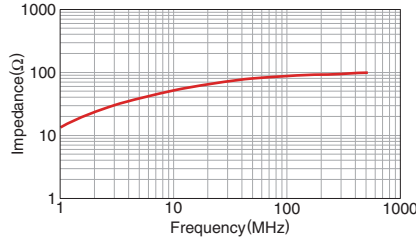
ELECTRICAL CHARACTERISTICS

IMPEDANCE VS. FREQUENCY CHARACTERISTICS

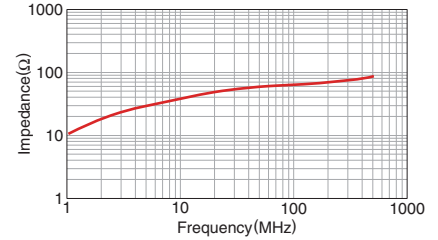
HF70RH7X8X4



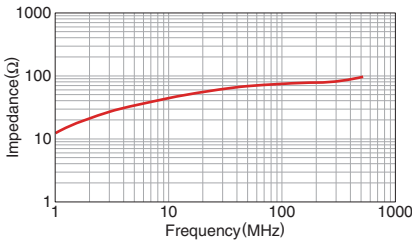
HF70RH7X14X4



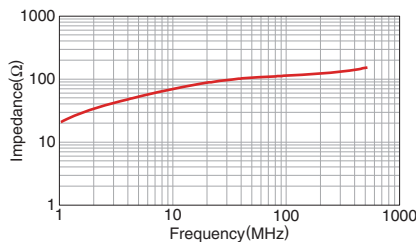
HF70RH8X8X4



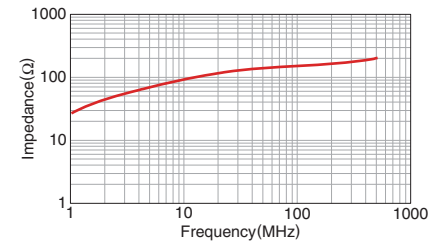
HF70RH8X9X4



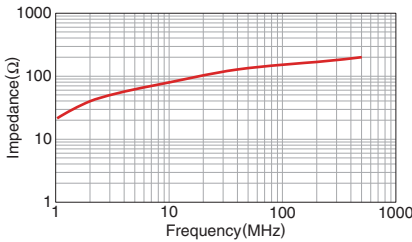
HF70RH8X15X4



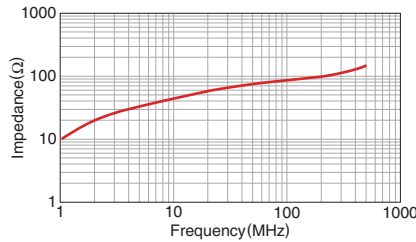
HF70RH8X20X4



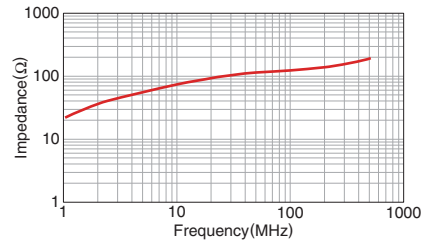
HF70RH10X20X5



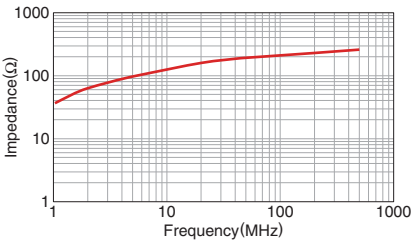
HF70RH12X15X7.3



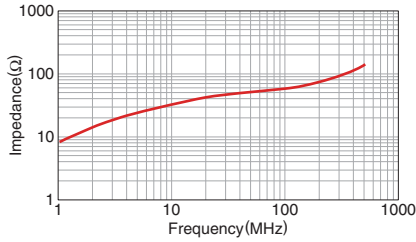
HF70RH12.3X20X7



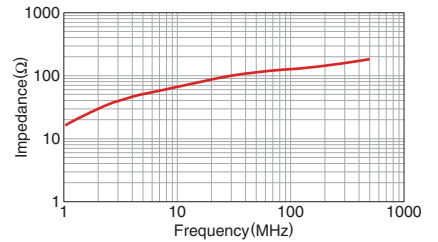
HF70RH13X20X5



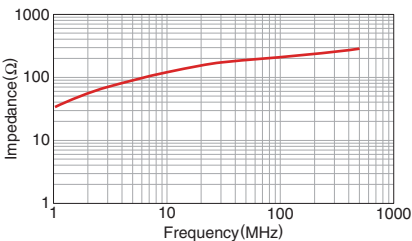
HF70RH14X14X10



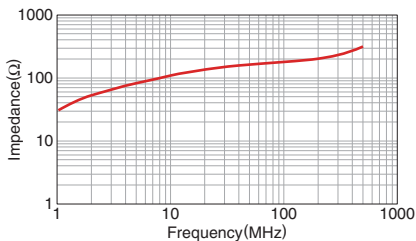
HF70RH14.3X14.3X6.35



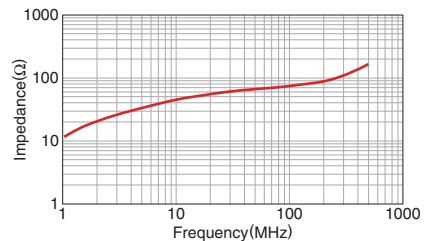
HF70RH14.3X28.6X6.35



HF70RH14X28X8



HF70RH16X12X9.1



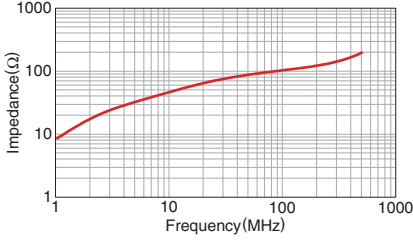
• All specifications are subject to change without notice.

Ni-Zn RH series

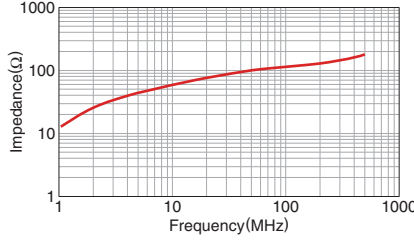
ELECTRICAL CHARACTERISTICS

IMPEDANCE VS. FREQUENCY CHARACTERISTICS

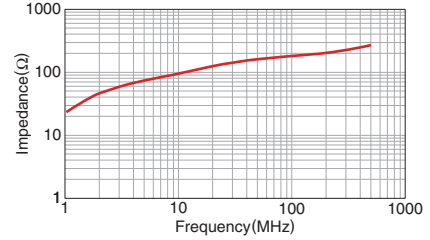
HF70RH16X15X9



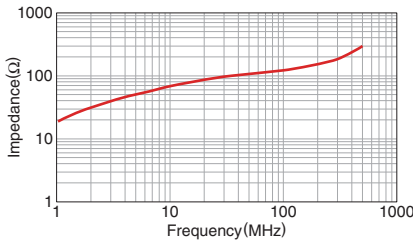
HF70RH16X17X9



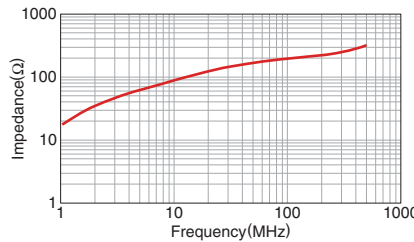
HF70RH16X28X9



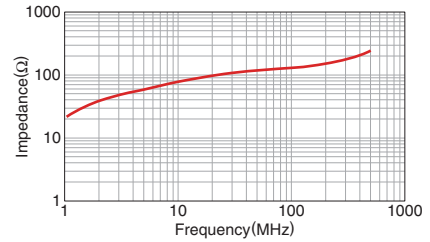
HF70RH16X28X10



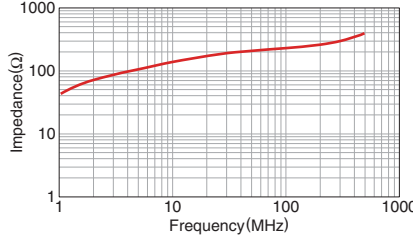
HF70RH17.4X28.57X9.5



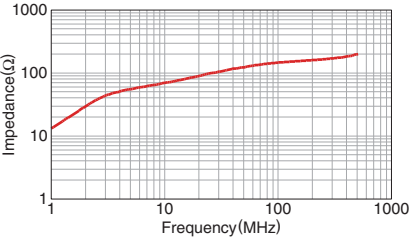
HF70RH19X29X13



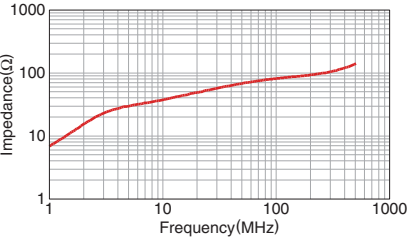
HF70RH26X29X13



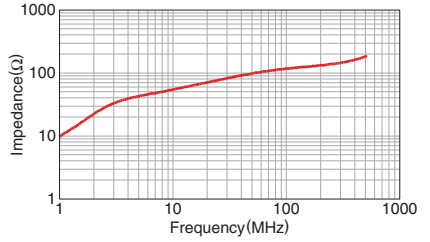
HF56RH10X20X5



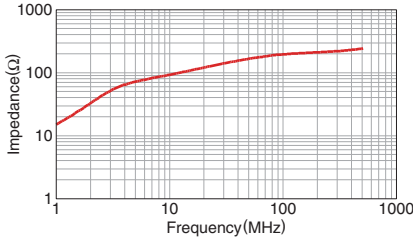
HF56RH12X15X7.3



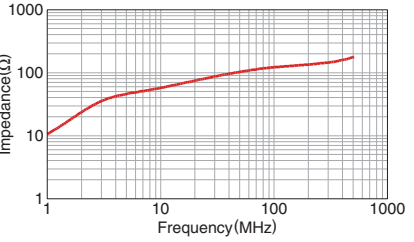
HF56RH12.3X20X7



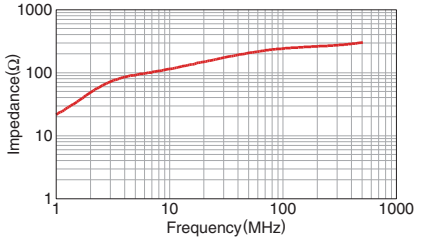
HF56RH13X20X5



HF56RH14.3X14.3X6.35



HF56RH14.3X28.6X6.35



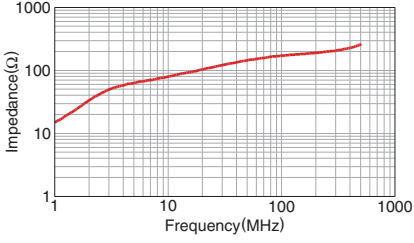
• All specifications are subject to change without notice.

Ni-Zn RH series

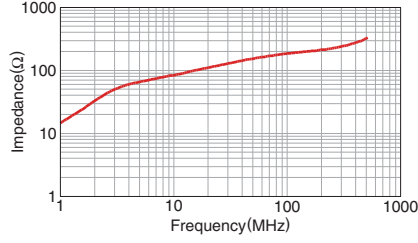
■ ELECTRICAL CHARACTERISTICS

□ IMPEDANCE VS. FREQUENCY CHARACTERISTICS

HF56RH16X28X9



HF56RH17.4X28.57X9.5



• All specifications are subject to change without notice.

Ni-Zn RU series



SHAPES AND DIMENSIONS

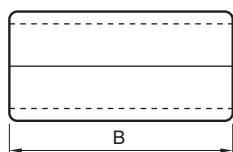


Fig.1

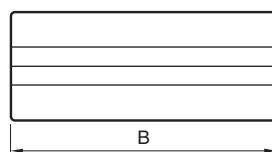
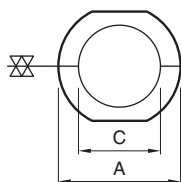
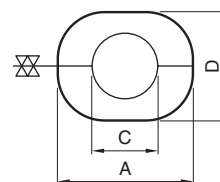


Fig.2



HF70	RU	10	×	20	×	5	□□□□
Material	Core shape	Outer diameter dimensions(A)		Length dimensions(B)		Inner diameter dimensions(C)	Internal code

Part No.	Dimensions				Electrical characteristics		SHAPES
	A (mm)	B	C	D	Impedance Z typ. (Ω) 23°C		
					10MHz	100MHz	
HF70RU10X20X5S	10	20	5	9	81	145	Fig.2
HF70RU12X15X7.3S	12	15	7.3	—	31	82	Fig.1
HF70RU13X22X7S	13	22	7	12	81	144	Fig.2
HF70RU16X28X9S	16	28	9	—	78	170	Fig.1
HF70RU17X28X11S	17	28	11	16	77	141	Fig.2
HF70RU20X29X13S	20	29	13	19	83	148	Fig.2
HF70RU26X29X13S	26	29	13	—	120	245	Fig.1

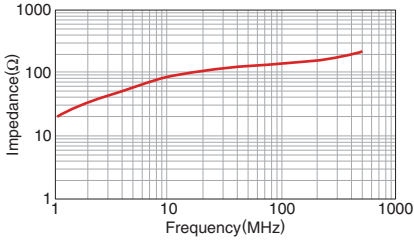
* The RU core is delivered 2 pieces/set. It is possible to offer in single unit.

Ni-Zn RU series

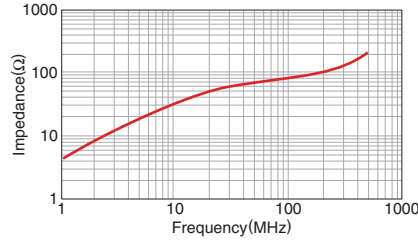
ELECTRICAL CHARACTERISTICS

IMPEDANCE VS. FREQUENCY CHARACTERISTICS

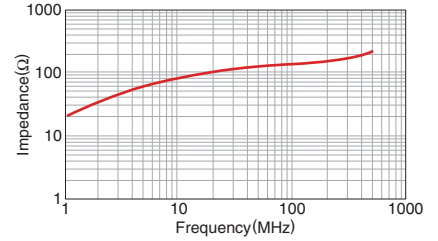
HF70RU10X20X5S



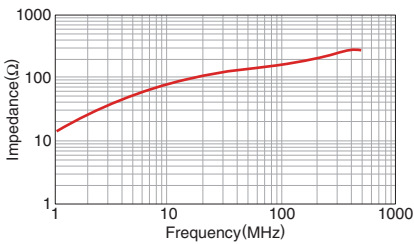
HF70RU12X15X7.3S



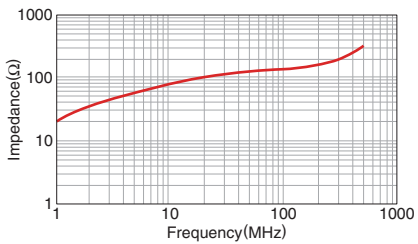
HF70RU13X22X7S



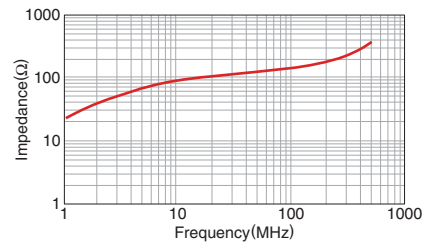
HF70RU16X28X9S



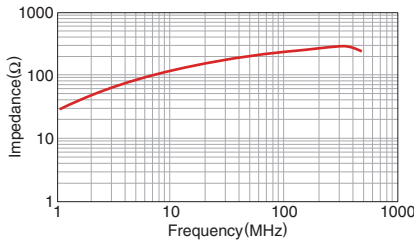
HF70RU17X28X11S



HF70RU20X29X13S



HF70RU26X29X13S



• All specifications are subject to change without notice.