

# MULTILAYER CERAMIC CHIP CAPACITORS

Automotive grade, MEGACAP type

## CKG series

---


### Single type

CKG32K	3225 [1210 inch]
CKG45K	4532 [1812 inch]
CKG57K	5750 [2220 inch]

### Stacked type

CKG45N	4532 [1812 inch]
CKG57N	5750 [2220 inch]

\* Dimensions code: JIS[EIA]



# REMINDERS FOR USING THESE PRODUCTS

Before using these products, be sure to request the delivery specifications.

## SAFETY REMINDERS

Please pay sufficient attention to the warnings for safe designing when using this products.

 **REMINDERS**

1. The products listed in this specification are intended for use in automotive applications under normal operation and usage conditions. The products are not designed or warranted to meet the requirements of the applications listed below, whose performance and/or quality requires a more stringent level of safety or reliability, or whose failure, malfunction or defect could cause serious damage to society, person or property.

Please understand that we are not responsible for any damage or liability caused by use of the products in any of the applications below or for any other use exceeding the range or conditions set forth in this specification sheet. If you intend to use the products in the applications listed below or if you have special requirements exceeding the range or conditions set forth in this specification, please contact us.

- |  |   |
|--|---|
| <ul style="list-style-type: none"> <li>(1) Aerospace/aviation equipment</li> <li>(2) Transportation equipment (electric trains, ships, etc.)</li> <li>(3) Medical equipment (excepting Pharmaceutical Affairs Law classification Class1,2)</li> <li>(4) Power-generation control equipment</li> <li>(5) Atomic energy-related equipment</li> <li>(6) Seabed equipment</li> <li>(7) Transportation control equipment</li> </ul> | <ul style="list-style-type: none"> <li>(8) Public information-processing equipment</li> <li>(9) Military equipment</li> <li>(10) Electric heating apparatus, burning equipment</li> <li>(11) Disaster prevention/crime prevention equipment</li> <li>(12) Safety equipment</li> <li>(13) Other applications that are not considered general-purpose applications</li> </ul> |
|--|---|

When designing your equipment even for general-purpose applications, you are kindly requested to take into consideration securing protection circuit/device or providing backup circuits in your equipment.

In addition, although the products listed in this specification are intended for use in automotive applications as described above, they are not prohibited to use in general electronic equipment, whose performance and/or quality doesn't require a more stringent level of safety or reliability, or whose failure, malfunction or defect could not cause serious damage to society, person or property. Therefore, the description of this caution will be applied, when the products are used in general electronic equipment under a normal operation and usage conditions.

- 2. We may modify products or discontinue production of a product listed in this catalog without prior notification.
- 3. We provide "Delivery Specification" that explain precautions for the specifications and safety of each product listed in this catalog. We strongly recommend that you exchange these delivery specifications with customers that use one of these products.
- 4. If you plan to export a product listed in this catalog, keep in mind that it may be a restricted item according to the "Foreign Exchange and Foreign Trade Control Law". In such cases, it is necessary to acquire export permission in harmony with this law.
- 5. Any reproduction or transferring of the contents of this catalog is prohibited without prior permission from our company.
- 6. We are not responsible for problems that occur related to the intellectual property rights or other rights of our company or a third party when you use a product listed in this catalog. We do not grant license of these rights.
- 7. This catalog only applies to products purchased through our company or one of our company's official agencies. This catalog does not apply to products that are purchased through other third parties.

Notice: Effective January 2013, TDK will use a new catalog number which adds product thickness and packaging specification detail. This new catalog number should be referenced on all catalog orders going forward, and is not applicable for OEM part number orders.

Please be aware the last five digits of the catalog number will differ from the item description (internal control number) on the product label.

Contact your local TDK Sales representative for more information.

(Example)

Catalog issued date	Catalog number	Item description (on delivery label)
Prior to January 2013	C1608C0G1E103J(080AA)	C1608C0G1E103JT000N
January 2013 and later	C1608C0G1E103J080AA	C1608C0G1E103JT000N

# CKG series

## MEGACAP type



Type: CKG32K/3225[1210 inch], CKG45K/4532[1812 inch], CKG57K/5750[2220 inch],  
CKG45N/4532[1812 inch], CKG57N/5750[2220 inch]

### SERIES OVERVIEW

CKG series, automotive grade of TDK's multilayer ceramic chip capacitor, is a product which metal frames are attached to terminal electrodes of MLCC, and it is also called MEGACAP. It has excellent resistance to mechanical stress because the flexible metal frame relieves stress by thermal shock and board bending. In addition, the stacked type is effective in mounting area reduction because twice capacitance functions by the stacked structure.

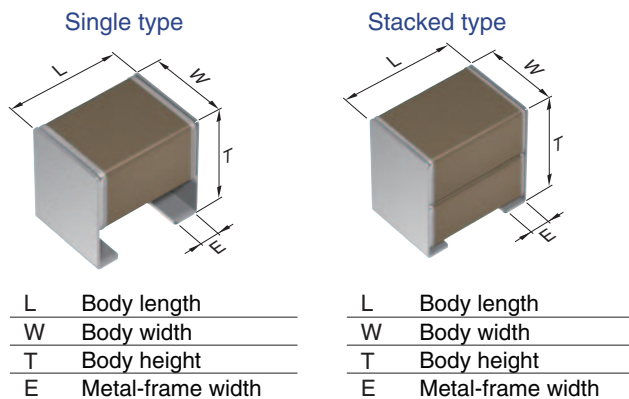
### FEATURES

- Excellent resistance to mechanical stress and thermal shock by metal frame
- Twice capacitance functions by stacked structure
- C0G type having excellent stable temperature and DC-bias characteristics is also available
- Mounting on aluminum board is applicable
- AEC-Q200 compliant.

### APPLICATIONS

- Smoothing and decoupling applications requiring high capacitance
- Resonant circuit of wireless power transfer, etc.: C0G type

### SHAPE & DIMENSIONS



Type	Dimensions in mm			
	L	W	T	E
CKG32K	3.60±0.30	2.60±0.30	3.35±0.10	0.80±0.15
CKG45K	5.00±0.50	3.50±0.50	2.90±0.10	1.10±0.30
CKG57K	6.00±0.50	5.00±0.50	3.35±0.15	1.60±0.30
CKG45N	5.00±0.50	3.50±0.50	5.00±0.50	1.10±0.30
CKG57N	6.00±0.50	5.00±0.50	5.00±0.50	1.60±0.30

\*Dimensional tolerances are typical values.

**CATALOG NUMBER CONSTRUCTION**

<b>CKG</b>	<b>57</b>	<b>N</b>	<b>X7R</b>	<b>1E</b>	<b>107</b>	<b>M</b>	<b>500</b>	<b>J</b>	<b>J</b>
(1)	(2)	(3)	(4)	(5)	(6)	(7)	(8)	(9)	(10)

## (1) Series

## (2) Dimensions L x W (mm)

Code	EIA	Length	Width	Metal frame width
32	CC1210	3.60	2.60	0.80
45	CC1812	5.00	3.50	1.10
57	CC2220	6.00	5.00	1.60

## (3) Structure

Code	Description
K	Single type
N	Stacked type

## (4) Temperature characteristics

Temperature characteristics	Temperature coefficient or capacitance change	Temperature range
C0G	0±30ppm/°C	-55 to +125°C
X5R	±15%	-55 to +85°C
X7R	±15%	-55 to +125°C
X7S	±22%	-55 to +125°C
X7T	+22, -33%	-55 to +125°C

## (5) Rated voltage (DC)

Code	Voltage (DC)
1C	16V
1E	25V
1H	50V
2A	100V
2E	250V
2W	450V
2J	630V
3A	1000V

## (6) Nominal capacitance (pF)

The capacitance is expressed in three digit codes and in units of pico Farads (pF). The first and second digits identify the first and second significant figures of the capacitance. The third digit identifies the multiplier. R designates a decimal point.

(Example)0R5 = 0.5pF

101 = 100pF

225 = 2,200,000pF = 2.2μF

## (7) Capacitance tolerance

Code	Tolerance
J	± 5%
K	± 10%
M	± 20%

## (8) Thickness

Code	Thickness
290	2.90 mm
335	3.35 mm
500	5.00 mm

## (9) Packaging style

Code	Style
A	178mm reel, 4mm pitch
J	330mm reel, 8mm pitch

## (10) Special reserved code

Code	Description
J	MEGACAP (with metal frame)

MULTILAYER CERAMIC CHIP CAPACITORS TDK

Capacitance range chart

CKG32K/3225[1210 inch], Single type

Capacitance		C0G					X7R					X7S		X7T		
(pF)	Code	3A (1kV)	2J (630V)	2W (450V)	2E (250V)	2A (100V)	2J (630V)	2E (250V)	2A (100V)	1H (50V)	1E (25V)	2A (100V)	1H (50V)	2J (630V)	2W (450V)	2E (250V)
1,000	102	█														
1,200	122	█														
1,500	152	█														
1,800	182	█														
2,200	222	█														
2,700	272	█														
3,300	332	█														
3,900	392	█														
4,700	472	█														
5,600	562	█														
6,800	682	█														
8,200	822	█														
10,000	103	█														
15,000	153	█														
22,000	223	█	█	█												
33,000	333		█	█	█		█									
47,000	473				█			█								
68,000	683					█										
100,000	104								█					█		
150,000	154														█	
220,000	224									█					█	
330,000	334															█
470,000	474								█							█
1,000,000	105									█						
2,200,000	225										█					
3,300,000	335											█				
4,700,000	475												█			
6,800,000	685													█		
10,000,000	106														█	

Standard thickness 3.35 mm

Background gray: These products are not recommended for new designs.

█ For details such as the catalog numbers, please refer to the capacitance range table on page 9 and after.

Capacitance range chart

CKG45K/4532[1812 inch], Single type

Capacitance		C0G			X7R						X7S			X7T		
(pF)	Code	2J (630V)	2W (450V)	2E (250V)	2J (630V)	2E (250V)	2A (100V)	1H (50V)	1E (25V)	1C (16V)	2A (100V)	1H (50V)	1C (16V)	2J (630V)	2W (450V)	2E (250V)
33,000	333	█														
47,000	473		█													
68,000	683			█												
100,000	104				█											
150,000	154														█	
220,000	224							█								
330,000	334															█
470,000	474															█
680,000	684															█
1,000,000	105									█						
1,500,000	155															█
2,200,000	225										█					
3,300,000	335											█				
4,700,000	475												█			
10,000,000	106															█
22,000,000	226															█

Standard thickness 2.90 mm

Background gray: These products are not recommended for new designs.


█ For details such as the catalog numbers, please refer to the capacitance range table on page 9 and after.

⚠ Please be sure to request delivery specifications that provide further details on the features and specifications of the products for proper and safe use.  
Please note that the contents may change without any prior notice due to reasons such as upgrading.

## Capacitance range chart

## CKG57K/5750[2220 inch], Single type

Capacitance		C0G		X7R						X7S			X7T		
(pF)	Code	2J (630V)	2E (250V)	2J (630V)	2E (250V)	2A (100V)	1H (50V)	1E (25V)	1C (16V)	2A (100V)	1H (50V)	1C (16V)	2J (630V)	2W (450V)	2E (250V)
68,000	683	■													
150,000	154		■												
220,000	224			■											
330,000	334														
470,000	474												■		
680,000	684													■	
1,000,000	105														■
1,500,000	155														
2,200,000	225														■
3,300,000	335														
4,700,000	475														
6,800,000	685														
10,000,000	106														
15,000,000	156														
22,000,000	226														
47,000,000	476														

Standard thickness  3.35 mm

■ For details such as the catalog numbers, please refer to the capacitance range table on page 9 and after.

## Capacitance range chart


## CKG45N/4532[1812 inch], Stacked type

Capacitance		C0G			X7R					
(pF)	Code	2J (630V)	2W (450V)	2E (250V)	2J (630V)	2E (250V)	2A (100V)	1H (50V)	1E (25V)	1C (16V)
66,000	663	■								
94,000	943		■							
140,000	144			■						
220,000	224				■					
470,000	474					■				
1,000,000	105						■			
2,200,000	225							■		
3,300,000	335								■	
4,700,000	475									■
6,800,000	685									■
10,000,000	106									■
22,000,000	226									■

Capacitance		X7S			X7T		
(pF)	Code	2A (100V)	1H (50V)	1C (16V)	2J (630V)	2W (450V)	2E (250V)
330,000	334				■		
470,000	474					■	
680,000	684						■
1,000,000	105						
1,500,000	155						■
2,200,000	225						
6,800,000	685	■					
10,000,000	106		■				
47,000,000	476			■			

Standard thickness

 5.00 mm

 Background gray: These products are not recommended for new designs.

 For details such as the catalog numbers, please refer to the capacitance range table on page 9 and after.

MULTILAYER CERAMIC CHIP CAPACITORS TDK

### Capacitance range chart

### CKG57N/5750[2220 inch], Stacked type

Capacitance		C0G		X5R				X7R					
(pF)	Code	2J (630V)	2E (250V)	2A (100V)	1H (50V)	1E (25V)	1C (16V)	2J (630V)	2E (250V)	2A (100V)	1H (50V)	1E (25V)	1C (16V)
140,000	144	■											
300,000	304		■										
470,000	474							■					
1,000,000	105								■				
2,200,000	225								■				
4,700,000	475									■			
10,000,000	106			■						■	■		
22,000,000	226				■							■	
33,000,000	336												■
47,000,000	476					■					■		
100,000,000	107						■					■	

Capacitance		X7S				X7T		
(pF)	Code	2A (100V)	1H (50V)	1E (25V)	1C (16V)	2J (630V)	2W (450V)	2E (250V)
680,000	684					■		
1,000,000	105					■		
1,500,000	155						■	
2,200,000	225						■	
3,300,000	335							■
22,000,000	226	■	■					
47,000,000	476			■				
100,000,000	107				■			

Standard thickness  
 5.00 mm

Background gray: These products are not recommended for new designs.

■ For details such as the catalog numbers, please refer to the capacitance range table on page 9 and after.

⚠ Please be sure to request delivery specifications that provide further details on the features and specifications of the products for proper and safe use.  
 Please note that the contents may change without any prior notice due to reasons such as upgrading.



## MULTILAYER CERAMIC CHIP CAPACITORS



## Capacitance range table

Temperature characteristic: C0G (–55 to +125°C, 0±30ppm/°C)

Capacitance	Dimensions	Thickness (mm)	Capacitance tolerance	Catalog number				
				Rated voltage Edc: 1kV	Rated voltage Edc: 630V	Rated voltage Edc: 450V	Rated voltage Edc: 250V	Rated voltage Edc: 100V
1nF	3225	3.35±0.10	±5%	CKG32KC0G3A102J335AJ				
1.2nF	3225	3.35±0.10	±5%	CKG32KC0G3A122J335AJ				
1.5nF	3225	3.35±0.10	±5%	CKG32KC0G3A152J335AJ				
1.8nF	3225	3.35±0.10	±5%	CKG32KC0G3A182J335AJ				
2.2nF	3225	3.35±0.10	±5%	CKG32KC0G3A222J335AJ				
2.7nF	3225	3.35±0.10	±5%	CKG32KC0G3A272J335AJ				
3.3nF	3225	3.35±0.10	±5%	CKG32KC0G3A332J335AJ				
3.9nF	3225	3.35±0.10	±5%	CKG32KC0G3A392J335AJ				
4.7nF	3225	3.35±0.10	±5%	CKG32KC0G3A472J335AJ				
5.6nF	3225	3.35±0.10	±5%	CKG32KC0G3A562J335AJ				
6.8nF	3225	3.35±0.10	±5%	CKG32KC0G3A682J335AJ				
8.2nF	3225	3.35±0.10	±5%	CKG32KC0G3A822J335AJ				
10nF	3225	3.35±0.10	±5%	CKG32KC0G3A103J335AJ				
15nF	3225	3.35±0.10	±5%	CKG32KC0G3A153J335AJ				
22nF	3225	3.35±0.10	±5%	CKG32KC0G3A223J335AJ	CKG32KC0G2J223J335AJ	CKG32KC0G2W223J335AJ		
33nF	3225	3.35±0.10	±5%		CKG32KC0G2J333J335AJ	CKG32KC0G2W333J335AJ	CKG32KC0G2E333J335AJ	
	4532	2.90±0.10	±5%		CKG45KC0G2J333J290JJ			
47nF	3225	3.35±0.10	±5%				CKG32KC0G2E473J335AJ	
	4532	2.90±0.10	±5%			CKG45KC0G2W473J290JJ		
66nF	4532	5.00±0.50	±5%		CKG45NC0G2J663J500JJ			
68nF	3225	3.35±0.10	±5%					CKG32KC0G2A683J335AJ
	4532	2.90±0.10	±5%				CKG45KC0G2E683J290JJ	
94nF	5750	3.35±0.15	±5%		CKG57KC0G2J683J335JJ			
	4532	5.00±0.50	±5%			CKG45NC0G2W943J500JJ		
140nF	4532	5.00±0.50	±10%				CKG45NC0G2E144K500JJ	
	5750	5.00±0.50	±10%		CKG57NC0G2J144K500JJ			
150nF	5750	3.35±0.15	±5%				CKG57KC0G2E154J335JJ	
300nF	5750	5.00±0.50	±5%				CKG57NC0G2E304J500JJ	

■ Gray items: These products are not recommended for new designs.  
Click the part numbers for details.

## Capacitance range table

Temperature characteristic: X5R (–55 to +85°C, ±15%)

Capacitance	Dimensions	Thickness (mm)	Capacitance tolerance	Catalog number			
				Rated voltage Edc: 100V	Rated voltage Edc: 50V	Rated voltage Edc: 25V	Rated voltage Edc: 16V
10µF	5750	5.00±0.50	±20%	CKG57NX5R2A106M500JJ			
22µF	5750	5.00±0.50	±20%		CKG57NX5R1H226M500JJ		
47µF	5750	5.00±0.50	±20%			CKG57NX5R1E476M500JJ	
100µF	5750	5.00±0.50	±20%				CKG57NX5R1C107M500JJ

■ Gray items: These products are not recommended for new designs.  
Click the part numbers for details.

## Capacitance range table

Temperature characteristic: X7R (-55 to +125°C, ±15%)

Capacitance	Dimensions	Thickness (mm)	Capacitance tolerance	Catalog number				
				Rated voltage Edc: 630V	Rated voltage Edc: 250V	Rated voltage Edc: 100V	Rated voltage Edc: 50V	
47nF	3225	3.35±0.10	±10%	CKG32KX7R2J473K335AJ				
			±20%	CKG32KX7R2J473M335AJ				
100nF	3225	3.35±0.10	±10%		CKG32KX7R2E104K335AJ			
			±20%		CKG32KX7R2E104M335AJ			
	4532	2.90±0.10	±10%	CKG45KX7R2J104K290JJ				
			±20%	CKG45KX7R2J104M290JJ				
220nF	3225	3.35±0.10	±10%		CKG32KX7R2E224K335AJ			
			±20%		CKG32KX7R2E224M335AJ			
	4532	2.90±0.10	±10%		CKG45KX7R2E224K290JJ			
			±20%		CKG45KX7R2E224M290JJ			
	5750	3.35±0.15	±10%	CKG57KX7R2J224K335JJ				
			±20%	CKG57KX7R2J224M335JJ				
470nF	3225	3.35±0.10	±10%			CKG32KX7R2A474K335AJ		
			±20%			CKG32KX7R2A474M335AJ		
	4532	2.90±0.10	±10%		CKG45KX7R2E474K290JJ			
			±20%		CKG45KX7R2E474M290JJ			
	5750	3.35±0.15	±10%	CKG57KX7R2E474K335JJ				
			±20%	CKG57KX7R2E474M335JJ				
	5750	5.00±0.50	±10%	CKG57NX7R2J474M500JJ				
			±20%	CKG57NX7R2J474M500JJ				
	1µF	3225	3.35±0.10	±10%			CKG32KX7R2A105K335AJ	CKG32KX7R1H105K335AJ
				±20%			CKG32KX7R2A105M335AJ	CKG32KX7R1H105M335AJ
4532		2.90±0.10	±10%			CKG45KX7R2A105K290JJ		
			±20%			CKG45KX7R2A105M290JJ		
5750		3.35±0.15	±10%		CKG57KX7R2E105K335JJ	CKG57KX7R2A105K335JJ		
			±20%		CKG57KX7R2E105M335JJ	CKG57KX7R2A105M335JJ		
		5750	5.00±0.50	±10%	CKG57NX7R2E105M500JJ			
				±20%	CKG57NX7R2E105M500JJ			
1.5µF	4532	2.90±0.10	±10%				CKG45KX7R1H155K290JJ	
			±20%				CKG45KX7R1H155M290JJ	
2.2µF	3225	3.35±0.10	±10%			CKG32KX7R2A225K335AJ		
			±20%			CKG32KX7R2A225M335AJ		
	4532	2.90±0.10	±10%			CKG45KX7R2A225K290JJ		
			±20%			CKG45KX7R2A225M290JJ		
	5750	3.35±0.15	±10%		CKG57KX7R2A225K335JJ	CKG57KX7R2A225M335JJ		
			±20%		CKG57KX7R2A225M335JJ	CKG57KX7R2A225M335JJ		
		5750	5.00±0.50	±10%	CKG57NX7R2E225M500JJ			
				±20%	CKG57NX7R2E225M500JJ			

■ Gray items: These products are not recommended for new designs.  
Click the part numbers for details.

## MULTILAYER CERAMIC CHIP CAPACITORS



## Capacitance range table

Temperature characteristic: X7R (-55 to +125°C, ±15%)

Capacitance	Dimensions	Thickness (mm)	Capacitance tolerance	Catalog number			
				Rated voltage Edc: 100V	Rated voltage Edc: 50V	Rated voltage Edc: 25V	Rated voltage Edc: 16V
3.3µF	4532	2.90±0.10	±10%		CKG45KX7R1H335K290JJ		
			±20%		CKG45KX7R1H335M290JJ		
	5.00±0.50	±20%		CKG45NX7R1H335M500JJ			
		±10%	CKG57KX7R2A335K335JJ				
5750	3.35±0.15	3.35±0.15	±20%	CKG57KX7R2A335M335JJ			
			±10%				
4.7µF	3225	3.35±0.10	±10%			CKG32KX7R1E475K335AJ	
			±20%			CKG32KX7R1E475M335AJ	
	4532	2.90±0.10	±10%			CKG45KX7R1E475K290JJ	
			±20%			CKG45KX7R1E475M290JJ	
	5.00±0.50	±20%	CKG45NX7R2A475M500JJ				
		±10%	CKG57KX7R2A475K335JJ	CKG57KX7R1H475K335JJ			
5750	3.35±0.15	3.35±0.15	±20%	CKG57KX7R2A475M335JJ	CKG57KX7R1H475M335JJ		
			±10%				
5.00±0.50	±20%	CKG57NX7R2A475M500JJ					
	±10%						
6.8µF	4532	5.00±0.50	±20%		CKG45NX7R1H685M500JJ		
			±10%				
3225	3.35±0.10	3.35±0.10	±10%			CKG32KX7R1E106K335AJ	
			±20%			CKG32KX7R1E106M335AJ	
10µF	4532	2.90±0.10	±10%			CKG45KX7R1C106K290JJ	
			±20%			CKG45KX7R1C106M290JJ	
	5.00±0.50	±20%			CKG45NX7R1E106M500JJ		
		±10%	CKG57KX7R1E106K335JJ				
5750	3.35±0.15	3.35±0.15	±20%	CKG57KX7R1E106M335JJ			
			±10%	CKG57NX7R2A106M500JJ	CKG57NX7R1H106M500JJ		
15µF	5750	3.35±0.15	±20%			CKG57KX7R1C156M335JJ	
			±10%				
22µF	4532	2.90±0.10	±20%			CKG45KX7R1C226M290JJ	
			±10%			CKG45NX7R1C226M500JJ	
	5750	3.35±0.15	3.35±0.15	±20%		CKG57KX7R1H226M335JJ	CKG57KX7R1E226M335JJ
±10%						CKG57NX7R1E226M500JJ	
33µF	5750	5.00±0.50	±20%			CKG57NX7R1C336M500JJ	
47µF	5750	3.35±0.15	±20%			CKG57KX7R1E476M335JJ	
			±10%		CKG57NX7R1H476M500JJ		
100µF	5750	5.00±0.50	±20%			CKG57NX7R1E107M500JJ	

■ Gray items: These products are not recommended for new designs.  
Click the part numbers for details.

## Capacitance range table

Temperature characteristic: X7S (-55 to +125°C, ±22%)

Capacitance	Dimensions	Thickness (mm)	Capacitance tolerance	Catalog number			
				Rated voltage Edc: 100V	Rated voltage Edc: 50V	Rated voltage Edc: 25V	Rated voltage Edc: 16V
3.3µF	3225	3.35±0.10	±10%	CKG32KX7S2A335K335AJ			
			±20%	CKG32KX7S2A335M335AJ			
	4532	2.90±0.10	±10%	CKG45KX7S2A335K290JJ			
			±20%	CKG45KX7S2A335M290JJ			
4.7µF	3225	3.35±0.10	±10%	CKG32KX7S2A475K335AJ	CKG32KX7S1H475K335AJ		
			±20%	CKG32KX7S2A475M335AJ	CKG32KX7S1H475M335AJ		
	4532	2.90±0.10	±10%	CKG45KX7S2A475K290JJ	CKG45KX7S1H475K290JJ		
			±20%	CKG45KX7S2A475M290JJ	CKG45KX7S1H475M290JJ		
6.8µF	3225	3.35±0.10	±10%		CKG32KX7S1H685K335AJ		
			±20%		CKG32KX7S1H685M335AJ		
	4532	5.00±0.50	±20%	CKG45NX7S2A685M500JJ			
			±10%	CKG57KX7S2A685K335JJ			
5750	3.35±0.15	3.35±0.15	±20%	CKG57KX7S2A685M335JJ			
			±10%				
10µF	3225	3.35±0.10	±10%		CKG32KX7S1H106K335AJ		
			±20%		CKG32KX7S1H106M335AJ		
	4532	5.00±0.50	±20%	CKG45NX7S2A106M500JJ	CKG45NX7S1H106M500JJ		
			±10%	CKG57KX7S2A106K335JJ	CKG57KX7S1H106K335JJ		
5750	3.35±0.15	3.35±0.15	±20%	CKG57KX7S2A106M335JJ	CKG57KX7S1H106M335JJ		
			±10%				
15µF	5750	3.35±0.15	±20%	CKG57KX7S2A156M335JJ			
22µF	4532	2.90±0.10	±20%			CKG45KX7S1C226M290JJ	
			±10%				
5750	5.00±0.50	5.00±0.50	±20%	CKG57NX7S2A226M500JJ	CKG57NX7S1H226M500JJ		
			±10%				
47µF	4532	5.00±0.50	±20%			CKG45NX7S1C476M500JJ	
			±10%			CKG57KX7S1C476M335JJ	
	5750	3.35±0.15	3.35±0.15	±20%			CKG57NX7S1E476M500JJ
±10%							
100µF	5750	5.00±0.50	±20%			CKG57NX7S1C107M500JJ	

■ Gray items: These products are not recommended for new designs.  
Click the part numbers for details.

⚠ Please be sure to request delivery specifications that provide further details on the features and specifications of the products for proper and safe use.  
Please note that the contents may change without any prior notice due to reasons such as upgrading.

## Capacitance range table

Temperature characteristic: X7T (−55 to +125°C, +22, −33%)

Capacitance	Dimensions	Thickness (mm)	Capacitance tolerance	Catalog number		
				Rated voltage Edc: 630V	Rated voltage Edc: 450V	Rated voltage Edc: 250V
100nF	3225	3.35±0.10	±10%	CKG32KX7T2J104K335AJ		
			±20%	CKG32KX7T2J104M335AJ		
150nF	3225	3.35±0.10	±10%	CKG32KX7T2J154K335AJ		
			±20%	CKG32KX7T2J154M335AJ		
	4532	2.90±0.10	±10%	CKG45KX7T2J154K290JJ		
			±20%	CKG45KX7T2J154M290JJ		
220nF	3225	3.35±0.10	±10%		CKG32KX7T2W224K335AJ	
			±20%		CKG32KX7T2W224M335AJ	
	4532	2.90±0.10	±10%	CKG45KX7T2J224K290JJ		
			±20%	CKG45KX7T2J224M290JJ		
330nF	3225	3.35±0.10	±10%			CKG32KX7T2E334K335AJ
			±20%			CKG32KX7T2E334M335AJ
	4532	2.90±0.10	±10%		CKG45KX7T2W334K290JJ	
			±20%		CKG45KX7T2W334M290JJ	
	5750	3.35±0.15	±10%	CKG45NX7T2J334M500JJ		
			±20%	CKG57KX7T2J334K335JJ		
470nF	4532	2.90±0.10	±10%		CKG45KX7T2W474K290JJ	
			±20%		CKG45KX7T2W474M290JJ	
	5750	3.35±0.15	±10%	CKG45NX7T2J474M500JJ		
			±20%	CKG57KX7T2J474K335JJ		
680nF	4532	2.90±0.10	±10%			CKG45KX7T2E684K290JJ
			±20%			CKG45KX7T2E684M290JJ
	5750	3.35±0.15	±10%		CKG45NX7T2W684M500JJ	
			±20%		CKG57KX7T2W684K335JJ	
	5750	5.00±0.50	±10%		CKG57KX7T2W684M335JJ	
			±20%	CKG57NX7T2J684M500JJ		
1µF	4532	2.90±0.10	±10%			CKG45KX7T2E105K290JJ
			±20%			CKG45KX7T2E105M290JJ
	5750	3.35±0.15	±10%		CKG45NX7T2W105M500JJ	
			±20%		CKG57KX7T2W105K335JJ	
	5750	5.00±0.50	±10%		CKG57KX7T2W105M335JJ	
			±20%	CKG57NX7T2J105M500JJ		
1.5µF	4532	5.00±0.50	±10%			CKG45NX7T2E155M500JJ
			±20%			CKG57KX7T2E155K335JJ
	5750	3.35±0.15	±10%			CKG57KX7T2E155M335JJ
			±20%		CKG57NX7T2W155M500JJ	
2.2µF	4532	5.00±0.50	±10%			CKG45NX7T2E225M500JJ
			±20%			CKG57KX7T2E225K335JJ
	5750	3.35±0.15	±10%			CKG57KX7T2E225M335JJ
			±20%		CKG57NX7T2W225M500JJ	
3.3µF	5750	5.00±0.50	±20%			CKG57NX7T2E335M500JJ

■ Gray items: These products are not recommended for new designs.  
Click the part numbers for details.