

PIN Power Inductor RCP1317



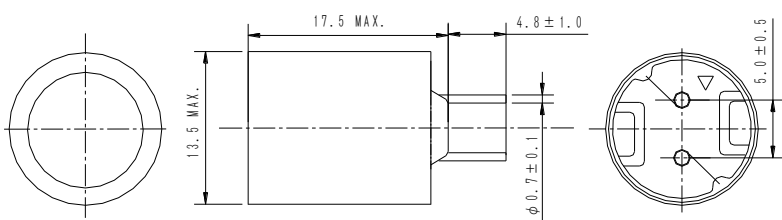
Description

- Ferrite drum core construction.
- Magnetically shielded.
- L × W × H: 13.5 × 13.5 × 17.5mm Max.
- Product weight: 8.9 g(Ref.)
- Moisture Sensitivity Level: 1
- RoHS compliance.

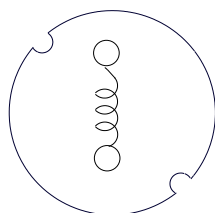
Environmental Data

- Operating temperature range: -40°C ~ +100°C (including coil's self temperature rise)
- Storage temperature range: -40°C ~ +100°C

Dimension - [mm]



Schematics - [mm]




Packaging

- Box packaging.

Applications

- Ideally Used in Printers, LCD TV, Copy Machine, Mainboard of the compounding machines, etc as DC-DC Converter inductors.



Electrical Characteristics

Part No.	Stamp	Inductance (μH) [Within] ※1	D.C.R.(Ω) Max. (Typ.) (at 20°C)	Saturation Current ※2		Temperature rise current (A) ※3
				(at 20°C)	(at 100°C)	
RCP1317NP-330M	330	33 $\mu\text{H} \pm 20\%$	58m (46m)	4.80	4.40	3.60
RCP1317NP-470M	470	47 $\mu\text{H} \pm 20\%$	69m (55m)	4.30	3.80	3.30
RCP1317NP-680M	680	68 $\mu\text{H} \pm 20\%$	101m (81m)	3.30	3.00	2.60
RCP1317NP-820M	820	82 $\mu\text{H} \pm 20\%$	110m (88m)	3.10	2.70	2.50
RCP1317NP-101M	101	100 $\mu\text{H} \pm 20\%$	125m (100m)	2.80	2.50	2.30
RCP1317NP-121L	121	120 $\mu\text{H} \pm 15\%$	139m (116m)	2.60	2.30	2.20
RCP1317NP-151L	151	150 $\mu\text{H} \pm 15\%$	195m (156m)	2.40	2.10	1.90
RCP1317NP-181L	181	180 $\mu\text{H} \pm 15\%$	213m (171m)	2.20	1.80	1.80
RCP1317NP-221L	221	220 $\mu\text{H} \pm 15\%$	278m (223m)	1.90	1.70	1.60
RCP1317NP-271L	271	270 $\mu\text{H} \pm 15\%$	0.33 (0.26)	1.70	1.60	1.55
RCP1317NP-331L	331	330 $\mu\text{H} \pm 15\%$	0.36 (0.29)	1.60	1.40	1.50
RCP1317NP-391L	391	390 $\mu\text{H} \pm 15\%$	0.44 (0.35)	1.45	1.28	1.30
RCP1317NP-471L	471	470 $\mu\text{H} \pm 15\%$	0.53 (0.42)	1.35	1.17	1.15
RCP1317NP-561L	561	560 $\mu\text{H} \pm 15\%$	0.59 (0.47)	1.25	1.05	1.10
RCP1317NP-681L	681	680 $\mu\text{H} \pm 15\%$	0.78 (0.62)	1.12	0.95	1.00
RCP1317NP-821L	821	820 $\mu\text{H} \pm 15\%$	0.95 (0.76)	1.02	0.85	0.85
RCP1317NP-102L	102	1.0mH $\pm 15\%$	1.18 (0.94)	0.90	0.70	0.82
RCP1317NP-122L	122	1.2mH $\pm 15\%$	1.28 (1.07)	0.80	0.65	0.74
RCP1317NP-152L	152	1.5mH $\pm 15\%$	1.40 (1.16)	0.72	0.60	0.72
RCP1317NP-182L	182	1.8mH $\pm 15\%$	2.00 (1.70)	0.68	0.56	0.58
RCP1317NP-222L	222	2.2mH $\pm 15\%$	2.28 (1.90)	0.62	0.52	0.52
RCP1317NP-272L	272	2.7mH $\pm 15\%$	3.07 (2.56)	0.58	0.50	0.48
RCP1317NP-332L	332	3.3mH $\pm 15\%$	3.31 (2.76)	0.51	0.45	0.45
RCP1317NP-392L	392	3.9mH $\pm 15\%$	4.52 (3.77)	0.47	0.42	0.42
RCP1317NP-472L	472	4.7mH $\pm 15\%$	5.02 (4.18)	0.43	0.37	0.37

※1 Inductance Measuring condition: at 1kHz.

※2 The saturation current: This indicates the value of DC current when the inductance decreases to 65% of it's nominal.

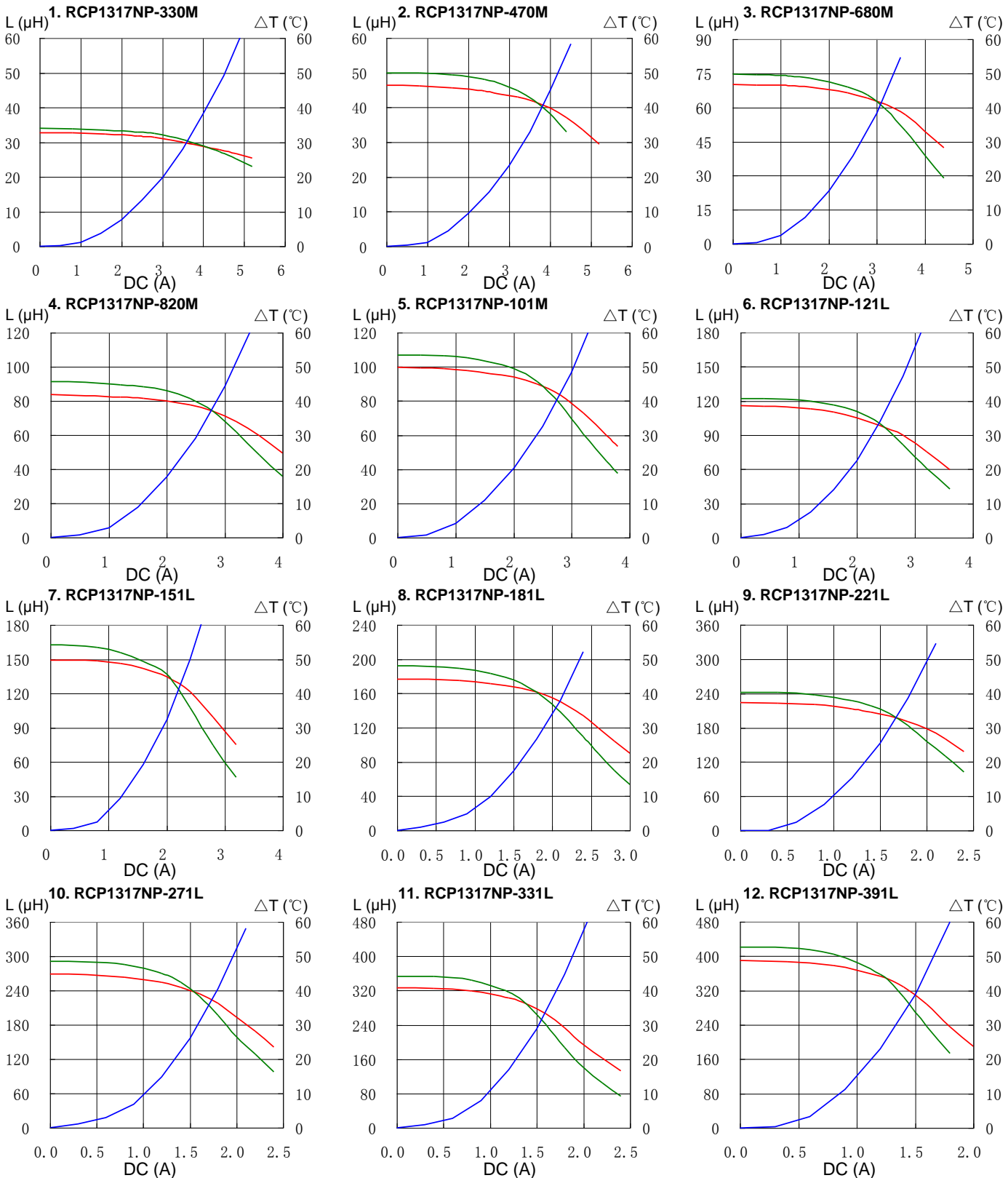
※3 The temperature rise: The value of DC current when the temperature rise is $\Delta T=40^\circ\text{C}$ ($T_a=20^\circ\text{C}$).

PIN Power Inductor RCP1317



Saturation Current & Temperature Rise Graph

— L (20°C) — L (100°C) — ΔT

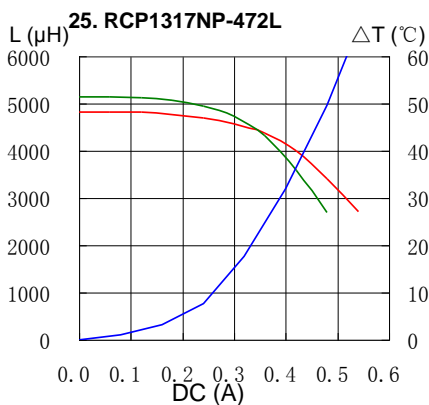


PIN Power Inductor RCP1317



Saturation Current & Temperature Rise Graph

— L (20°C) — L (100°C) — ΔT



Please refer to the sales offices on our website - <http://www.sumida.com>

Hong Kong

Tel.+852-2880-6781
FAX.+852-2565-9600
sales@hk.sumida.com

Saitama(Japan)

Tel.+81-48-691-7300
FAX.+81-48-691-7340
sales@jp.sumida.com

Chicago

Tel.+1-847-545-6700
FAX. +1-847-545-6720
sales@us.sumida.com

Shanghai

Tel.+86-21-5836-3299
FAX.+86-21-5836-3266
shanghai.sales@cn.sumida.com

Seoul

Tel.+82-2-6237-0777
FAX.+82-2-6237-0778
sales@kr.sumida.com

Obernzell

Tel.+49-8591-937-0
FAX. +49-8591-937-103
contact@eu.sumida.com

Shenzhen

Tel.+86-755-8291-0228
FAX.+86-755-8291-0338
shenzhen.sales@cn.sumida.com

Singapore

Tel.+65-6296-3388
FAX.+65-6841-4426
sales@sg.sumida.com

Neumarkt

Tel.+49-9181-4509-110
FAX. +49-9181-4509-310
infocomp@eu.sumida.com

Taipei

Tel.+886-2-8751-2737
FAX.+886-2-8751-2738
sales@tw.sumida.com

San Jose

Tel.+1-408-321-9660
FAX.+1-408-321-9308
sales@us.sumida.com