

# SMD Power Inductor

## 125CDMCC/DS



### Description

- Metal compound molding type construction
- Magnetically shielded
- Low audible core noise
- Suitable for large current
- LxWxH: 13.8x12.9x5.0mm Max.
- Product weight: 4.5 g (Ref.)
- Moisture Sensitivity Level: 1



### Environmental Data

- Operating temperature range: -55°C~+125°C (including coil's self temperature rise)
- Storage temperature range: -55°C~+125°C

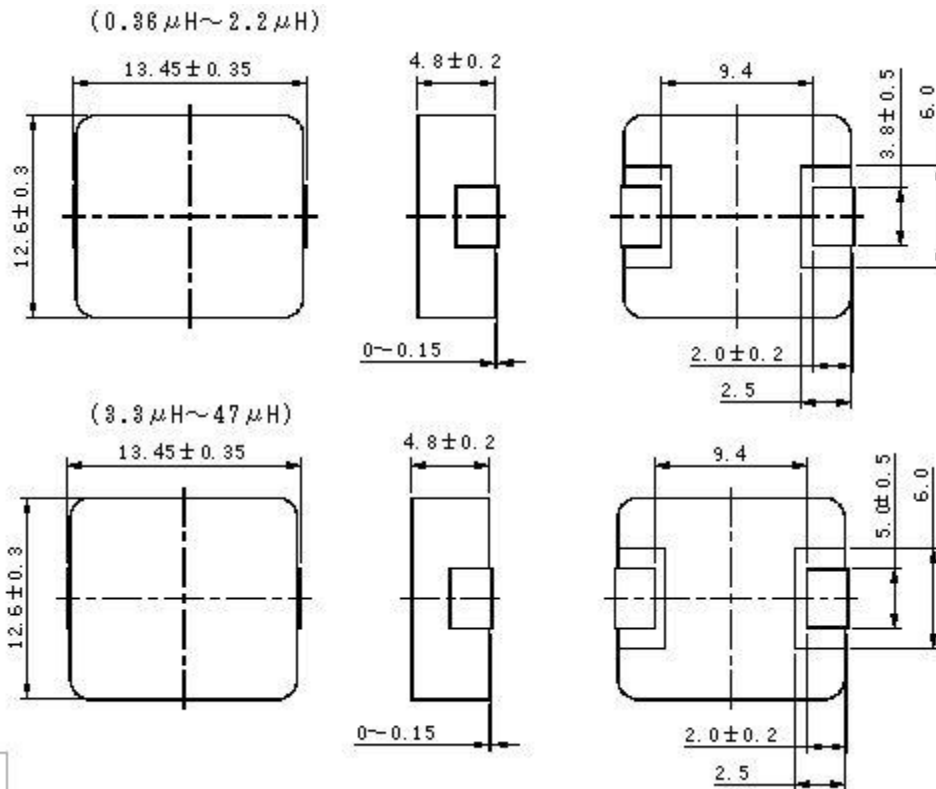
### Packaging

- Carrier tape and reel packaging
- 500pcs per reel

### Applications

- Ideally used in notebook, tablet PC, LCD display, Server application
- High current, POL converters
- Low profile, high current power supplies
- Battery powered devices
- DC/DC converters in distributed power systems

### Dimension - [mm]

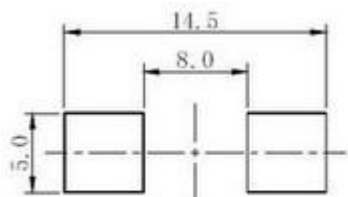


# SMD Power Inductor

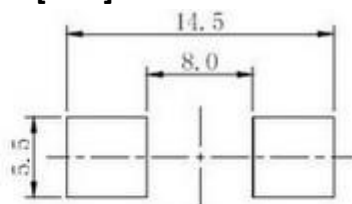
## 125CDMCC/DS



### Recommended Land pattern - [mm]

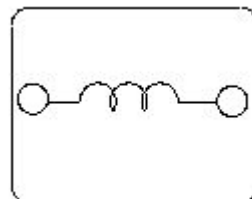


(0.36µH~2.2µH)



(3.3µH~47µH)

### Wire Connection



# SMD Power Inductor

## 125CDMCC/DS



### Electrical Characteristics

Part Number	Inductance [Within] ( $\mu$ H) ※1	D.C.R. at 20°C Max.(Typ.) (m $\Omega$ )	Saturation Current (A) Max.(Typ.) ※2	Temperature Rise Current (A) Max.(Typ.) ※3
125CDMCCDS-R36MC	0.36 $\pm$ 20%	0.95 (0.72)	68.00 (80.00)	(40.00)
125CDMCCDS-R47MC	0.47 $\pm$ 20%	1.10 (0.80)	53.00 (62.00)	(37.00)
125CDMCCDS-R68MC	0.68 $\pm$ 20%	1.30 (1.10)	51.00 (60.00)	(33.00)
125CDMCCDS-R82MC	0.82 $\pm$ 20%	1.80 (1.50)	42.50 (50.00)	(31.00)
125CDMCCDS-1R0MC	1.00 $\pm$ 20%	1.90 (1.60)	40.00 (47.00)	(28.00)
125CDMCCDS-1R5MC	1.50 $\pm$ 20%	3.30 (2.80)	32.00 (38.00)	(22.00)
125CDMCCDS-1R8MC	1.80 $\pm$ 20%	3.50 (3.00)	30.00 (35.00)	(21.00)
125CDMCCDS-2R2MC	2.20 $\pm$ 20%	4.20 (3.50)	29.00 (34.00)	(20.00)
125CDMCCDS-3R3MC	3.30 $\pm$ 20%	7.80 (6.50)	23.00 (27.00)	(17.00)
125CDMCCDS-4R7MC	4.70 $\pm$ 20%	10.00 (8.40)	19.00 (22.00)	(14.00)
125CDMCCDS-6R8MC	6.80 $\pm$ 20%	18.00 (14.50)	14.00 (17.00)	(11.00)
125CDMCCDS-8R2MC	8.20 $\pm$ 20%	19.00 (16.00)	13.00 (15.00)	(10.00)
125CDMCCDS-100MC	10.00 $\pm$ 20%	22.00 (19.00)	12.00 (14.00)	(9.00)
125CDMCCDS-150MC	15.00 $\pm$ 20%	26.00 (22.00)	9.40 (11.00)	(8.50)
125CDMCCDS-220MC	22.00 $\pm$ 20%	40.40 (33.70)	7.20 (8.50)	(6.50)
125CDMCCDS-330MC	33.00 $\pm$ 20%	57.00 (47.50)	6.10 (7.20)	(6.00)
125CDMCCDS-470MC	47.00 $\pm$ 20%	97.20 (81.00)	5.40 (6.30)	(4.50)

※1 Measuring frequency Inductance at 100kHz, 1V

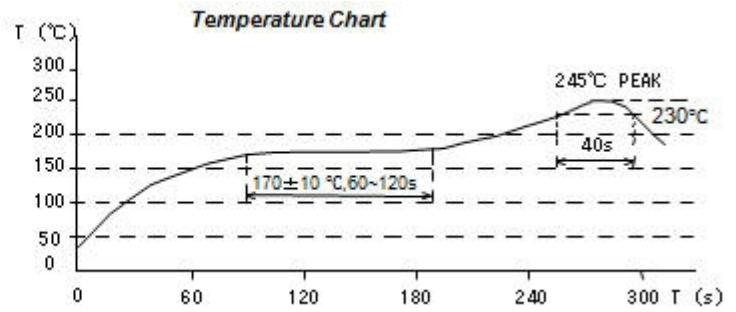
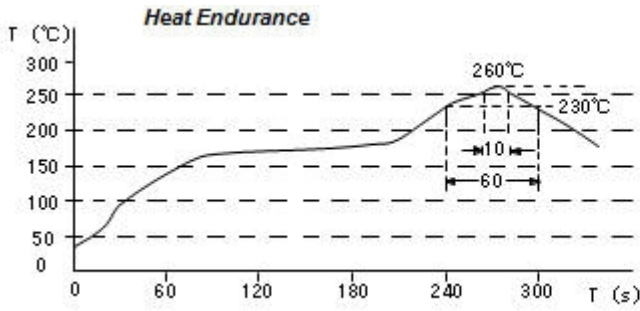
※2 Saturation current: This indicates the actual value of D.C. current when the inductance becomes 30% lower than its initial value

※3 Temperature rise current: The actual value of D.C. current when the temperature of coil becomes  $\Delta T=40^{\circ}\text{C}$  ( $T_a=25^{\circ}\text{C}$ ).  
(Test board condition: FR4, Copper=70  $\mu$  m, four-layer PWB t=1.6mm)

# SMD Power Inductor 125CDMCC/DS



## Solder Reflow Condition



# SMD Power Inductor

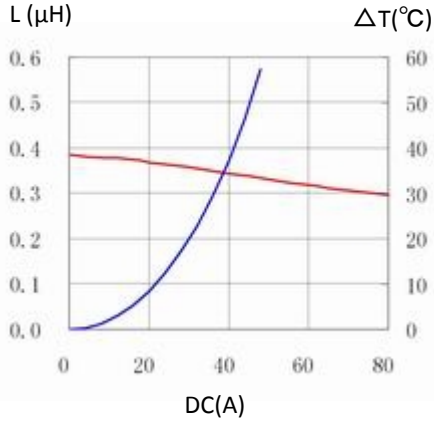
## 125CDMCC/DS



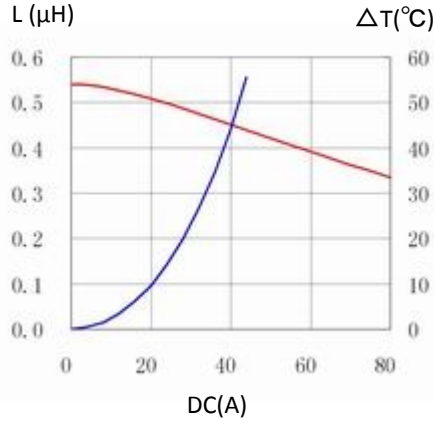
### Saturation Current & Temperature Rise Graph

— L (20°C)    —  $\Delta T$

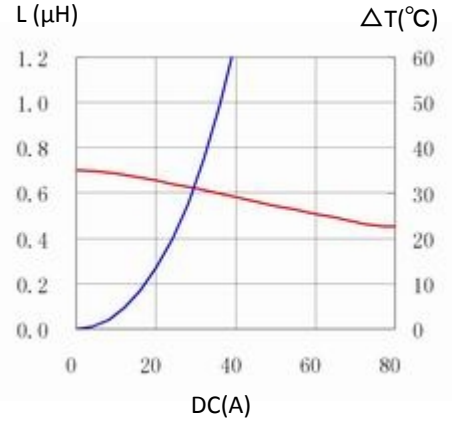
1. 125CDMCCDS-R36MC



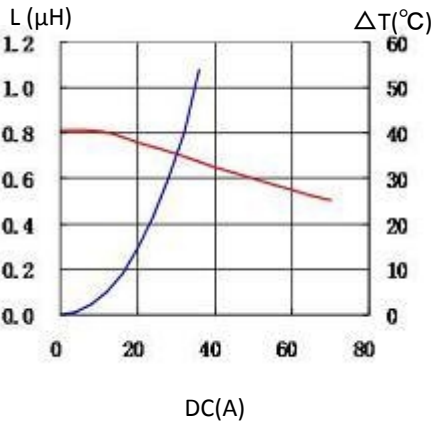
2. 125CDMCCDS-R47MC



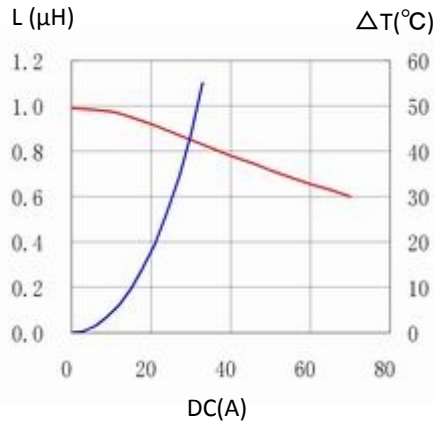
3. 125CDMCCDS-R68MC



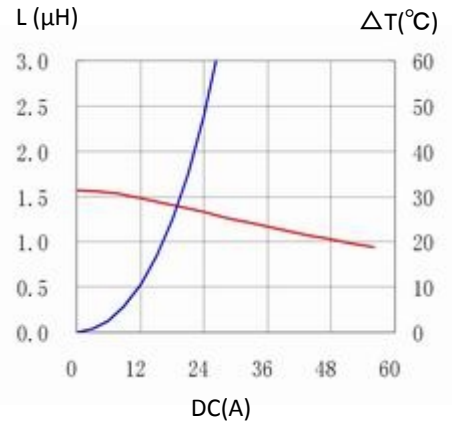
4. 125CDMCCDS-R82MC



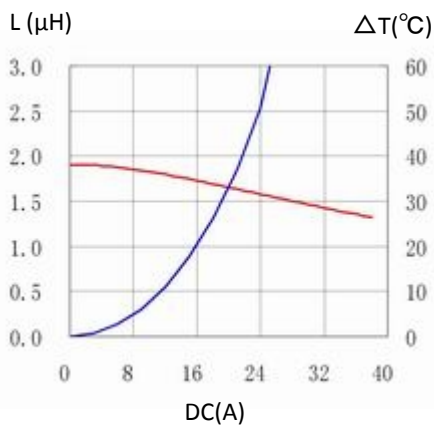
5. 125CDMCCDS-1R0MC



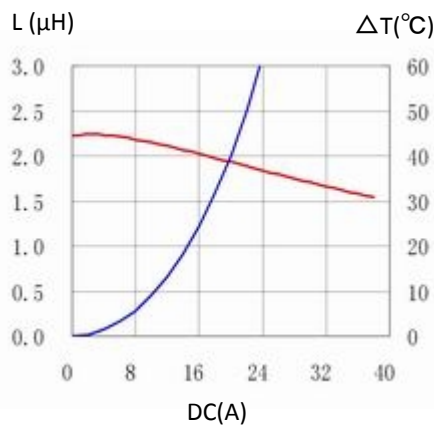
6. 125CDMCCDS-1R5MC



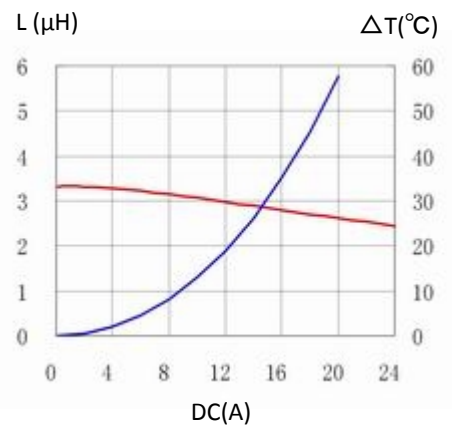
7. 125CDMCCDS-1R8MC



8. 125CDMCCDS-2R2MC



9. 125CDMCCDS-3R3MC



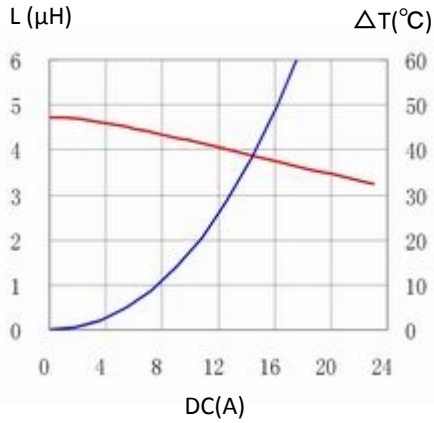
Note: This specification is subject to change without notice. Please contact your nearest sales office for updated information when placing an order.

# SMD Power Inductor

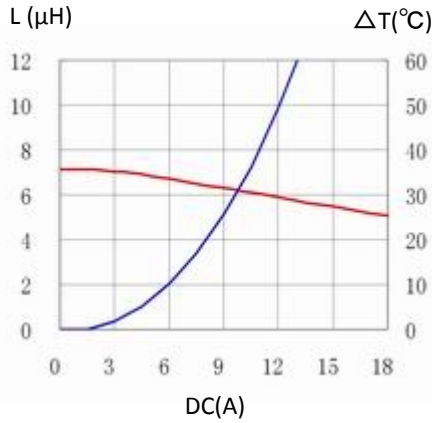
## 125CDMCC/DS



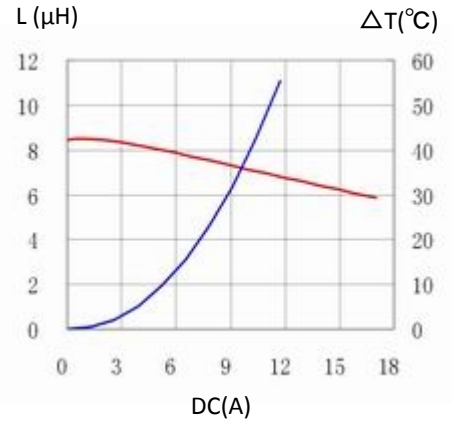
10. 125CDMCCDS-4R7MC



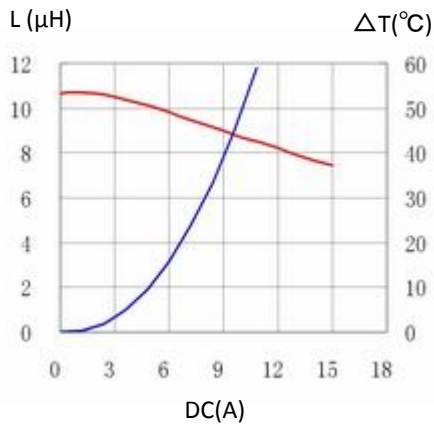
11. 125CDMCCDS-6R8MC



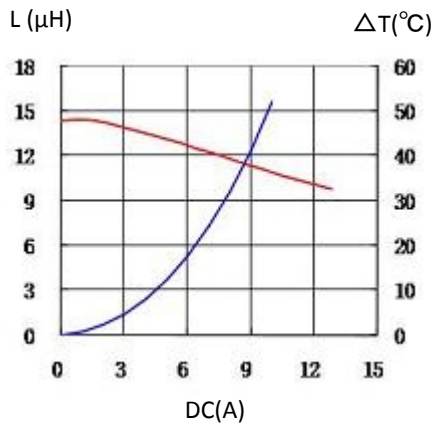
12. 125CDMCCDS-8R2MC



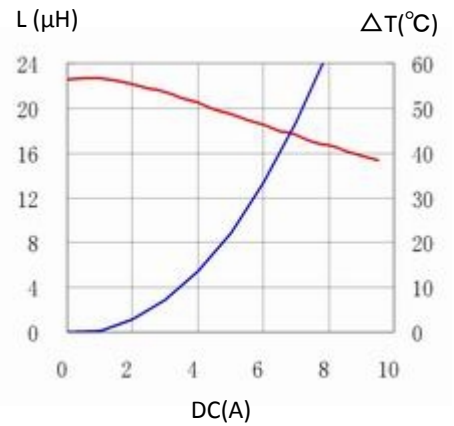
13. 125CDMCCDS-100MC



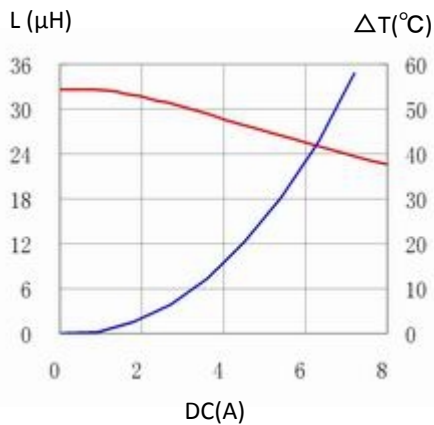
14. 125CDMCCDS-150MC



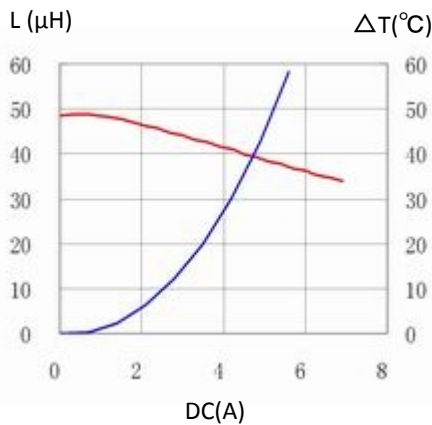
15. 125CDMCCDS-220MC



16. 125CDMCCDS-330MC



17. 125CDMCCDS-470MC



For sales office information, please [click here](#) to visit our website.